

GOVERNMENT OF PUERTO RICO

STATE CONSOLIDATED ACTION PLAN FOR HOUSING AND
COMMUNITY DEVELOPMENT PROGRAMS

2021 CONSOLIDATED ANNUAL PERFORMANCE REPORT

DRAFT FOR PUBLIC COMMENTS

September 9, 2022



PLAN CONSOLIDADO



DE VIVIENDA Y DESARROLLO COMUNAL DEL
ESTADO Y PLAN DE ACCIÓN ANUAL



DEPARTAMENTO DE LA
VIVIENDA
Departamento de Puerto Rico



CR-05 - Goals and Outcomes

Progress the jurisdiction has made in carrying out its strategic plan and its action plan. 91.520(a)

This could be an overview that includes major initiatives and highlights that were proposed and executed throughout the program year.

This could be an overview that includes major initiatives and highlights that were proposed and executed throughout the program year.

This Consolidated Annual Performance Report (CAPER) provides an overview of the progress made during PY 2021, the second year of the Puerto Rico State 2020-2024 Housing and Community Consolidated Plan. The Plan set the goals and strategies to address community and economic development needs as well as affordable housing needs over the five-year planning period. During Program Year 2021, the state undertook activities consistent with the approved strategic and annual action Plan, for the following programs:

- Community Development Block Grant (CDBG), administered by the Puerto Rico Department of Housing (PRDoH);
- HOME Investment Partnerships Program (HOME), Administered by the Puerto Rico Housing Finance Authority;
- Housing Opportunities for Persons with AIDS (HOPWA); administered by the Puerto Rico Department of Health, in collaboration with the Municipality of San Juan;
- Emergency Solutions Grant (ESG), administered by the Puerto Rico Department of Family; and
- Housing Trust Fund (HTF), also administered by the Puerto Rico Housing Finance Authority.

Each of these programs of the Consolidated Plan invested available resources in eligible activities to address the needs of the low- and moderate-income persons with the final goals of:

- increasing the availability, accessibility, and affordability of decent housing,
- create suitable living environments, and
- provide economic opportunities for low- and moderate-income individuals.

As it is explained in greater detail in the document, even with the challenges faced by Puerto Rico in the context of the COVID-19 pandemic, the State has made progress in meeting its 2021 goals and objectives.

Comparison of the proposed versus actual outcomes for each outcome measure submitted with the consolidated plan and explain, if applicable, why progress was not made toward meeting goals and objectives. 91.520(g)

Categories, priority levels, funding sources and amounts, outcomes/objectives, goal outcome indicators, units of measure, targets, actual outcomes/outputs, and percentage completed for each of the grantee’s program year goals.

| Goal | Category | Source / Amount | Indicator | Unit Measure of | Expected – Strategic Plan | Actual – Strategic Plan | Percent Complete | Expected – Program Year | Actual – Program Year | Percent Complete |
|--|-----------------------------------|-----------------|---|------------------|---------------------------|-------------------------|------------------|-------------------------|-----------------------|------------------|
| Create Suitable Living Enviroments | Non-Housing Community Development | CDBG: \$ | Public Facility or Infrastructure Activities other than Low/Moderate Income Housing Benefit | Persons Assisted | 2750 | 1872 | 68.07% | | | |
| Create Suitable Living Enviroments | Non-Housing Community Development | CDBG: \$ | Public service activities other than Low/Moderate Income Housing Benefit | Persons Assisted | 0 | 0 | | 550 | 61 | 11.1% |
| Create Suitable Living Enviroments (B) | Non-Housing Community Development | CDBG: \$ | Other | Other | 975000 | 532548 | 54.62% | 195000 | 30230 | 15.5% |
| Emergency Relief | Non-Housing Community Development | CDBG: \$ | Other | Other | 1500 | 8725 | 581.67% | 300 | | |

| Goal | Category | Source / Amount | Indicator | Unit Measure of | Expected – Strategic Plan | Actual – Strategic Plan | Percent Complete | Expected – Program Year | Actual – Program Year | Percent Complete |
|-----------------------------|---|---------------------|--|------------------------|---------------------------|-------------------------|------------------|-------------------------|-----------------------|------------------|
| Expand Economic Opportunity | Economic Development | CDBG: \$ | Jobs created/retained | Jobs | 30 | 1 | 3.33% | | | |
| Expand Economic Opportunity | Economic Development | CDBG: \$ | Businesses assisted | Businesses Assisted | 15 | 0 | 0.00% | | | |
| Provide Decent Housing | Homeless | ESG: \$ | Homeless Person Overnight Shelter | Persons Assisted | 12500 | 5511 | 44.1% | 2500 | 3090 | 123.6% |
| Provide Decent Housing (B) | Homeless | HOME: \$ / ESG: \$ | Tenant-based rental assistance / Rapid Rehousing | Households Assisted | 8640 | 501 | 5.80% | | | |
| Provide Decent Housing (C) | Affordable Housing Non-Homeless Special Needs | HOPWA: \$ | HIV/AIDS Housing Operations | Household Housing Unit | 2000 | 0 | 0.00% | 400 | 278 | 69.50% |
| Provide Decent Housing (C) | Affordable Housing Non-Homeless Special Needs | HOPWA: \$ | Other | Other | 2100 | 0 | 0.00% | 420 | 692 | 164.76% |
| Provide Decent Housing (D) | Affordable Housing | CDBG: \$ / HOME: \$ | Homeowner Housing Added | Household Housing Unit | 100 | 10 | 10.0% | 20 | 10 | 50.0% |
| Provide Decent Housing (D) | Affordable Housing | CDBG: \$ / HOME: \$ | Homeowner Housing Rehabilitated | Household Housing Unit | 60 | 287 | 478.3% | 12 | 34 | 283.3% |

| Goal | Category | Source / Amount | Indicator | Unit Measure of | Expected – Strategic Plan | Actual – Strategic Plan | Percent Complete | Expected – Program Year | Actual – Program Year | Percent Complete |
|----------------------------|--------------------|-----------------|-------------------------|------------------------|---------------------------|-------------------------|------------------|-------------------------|-----------------------|------------------|
| Provide Decent Housing (E) | Affordable Housing | HOME: \$ | Homeowner Housing Added | Household Housing Unit | 440 | 41 | 9.35% | 120 | 10 | 8.33% |
| Provide Decent Housing (F) | Affordable Housing | HOME: \$ | Other | Other | 165 | 65 | 39.39% | 22 | 18 | 81.82% |
| Provide Decent Housing (G) | Affordable Housing | HTF: \$ | Other | Other | 45 | 0 | 0.00% | 9 | 0 | 0.00% |

Table 1 - Accomplishments – Program Year & Strategic Plan to Date

Assess how the jurisdiction’s use of funds, particularly CDBG, addresses the priorities and specific objectives identified in the plan, giving special attention to the highest priority activities identified.

CDBG Program

CDBG funds were used in accordance with the action plan and were in its majority directed to address the needs of low- and moderate-income persons (see next table). As stated in the Action Plan, and in accordance with local public policy, funds were distributed to non-entitlement municipalities on an equal basis, through a formula allocation, with the exception of the islands of Vieques and Culebra, that received 15% in additional allocation. In terms of the specific activities, the government’s fiscal situation, the lack of access to capital and constrained municipal finances have all contributed to placing most CDBG efforts in housing, public service and infrastructure projects. CDBG funds were used specifically to support the following eligible activities:

- **Public facilities and improvements** - A total of 2,485,951 low and income persons received benefit of community development projects aimed to improve living conditions and infrastructure. A total of \$16,493,404.86 was disbursed for this activity.
- **Public services** – A total of 187,112 low and income persons received benefit to attend special needs population. The total disbursed for this activity was \$3,638,112.60.
- **Housing rehabilitation** – As part of strategy to provide decent housing and suitable living environment to low- and moderate-income persons, 1,313 were rehabilitated. The total disbursed for this activity was \$1,048,430.27.

The following table provides a summary of the CBDG-CV allocations. Details for CDBG-CV funds are included in the Appendix Section, PR 26 CDBG-CV Financial Summary Report.



PART I: SUMMARY OF CDBG-CV RESOURCES

| | |
|---|---------------|
| 01 CDBG-CV GRANT | 33,178,921.00 |
| 02 FUNDS RETURNED TO THE LINE-OF-CREDIT | 0.00 |
| 03 FUNDS RETURNED TO THE LOCAL CDBG ACCOUNT | 0.00 |
| 04 TOTAL AVAILABLE (SUM, LINES 01-03) | 33,178,921.00 |

PART II: SUMMARY OF CDBG-CV EXPENDITURES

| | |
|--|---------------|
| 05 DISBURSEMENTS OTHER THAN SECTION 108 REPAYMENTS AND PLANNING/ADMINISTRATION | 2,546,730.35 |
| 06 DISBURSED IN IDIS FOR PLANNING/ADMINISTRATION | 323,895.63 |
| 07 DISBURSED IN IDIS FOR SECTION 108 REPAYMENTS | 0.00 |
| 08 TOTAL EXPENDITURES (SUM, LINES 05 - 07) | 2,870,625.98 |
| 09 UNEXPENDED BALANCE (LINE 04 - LINE8) | 30,308,295.02 |

PART III: LOWMOD BENEFIT FOR THE CDBG-CV GRANT

| | |
|--|--------------|
| 10 EXPENDED FOR LOW/MOD HOUSING IN SPECIAL AREAS | 0.00 |
| 11 EXPENDED FOR LOW/MOD MULTI-UNIT HOUSING | 0.00 |
| 12 DISBURSED FOR OTHER LOW/MOD ACTIVITIES | 2,546,730.35 |
| 13 TOTAL LOW/MOD CREDIT (SUM, LINES 10 - 12) | 2,546,730.35 |
| 14 AMOUNT SUBJECT TO LOW/MOD BENEFIT (LINE 05) | 2,546,730.35 |
| 15 PERCENT LOW/MOD CREDIT (LINE 13/LINE 14) | 100.00% |

PART IV: PUBLIC SERVICE (PS) CALCULATIONS

| | |
|---|---------------|
| 16 DISBURSED IN IDIS FOR PUBLIC SERVICES | 2,338,806.15 |
| 17 CDBG-CV GRANT | 33,178,921.00 |
| 18 PERCENT OF FUNDS DISBURSED FOR PS ACTIVITIES (LINE 16/LINE 17) | 7.05% |

PART V: PLANNING AND ADMINISTRATION (PA) CAP

| | |
|---|---------------|
| 19 DISBURSED IN IDIS FOR PLANNING/ADMINISTRATION | 362,314.13 |
| 20 CDBG-CV GRANT | 33,178,921.00 |
| 21 PERCENT OF FUNDS DISBURSED FOR PA ACTIVITIES (LINE 19/LINE 20) | 1.09% |

HOPWA Program

The major initiative undertaken during this program year included:

1. HOPWA funds
 - a. Completed 17 monitoring Review;
 - b. Provided assistance to eligible families under the following programs:
 - i) Tenant Based Rental Assistance to 108 families;
 - ii) Short-Term Rental, Mortgage and Utilities to 70 families;
 - iii) Transitional Housing to 100 families and;
 - iv) Supportive Services to 692 participants

As per the service activities undertaken PY 2021, the HOPWA sub-recipients provided short-term rent, mortgage and/or utility assistance payments, supportive services, Tenant Based Rental Assistance, and other eligible activities to persons infected with HIV/AIDS and their families to prevent homelessness. Considering the PRDOH and the MSJ expenses, the twenty-five (25) granted sub-recipients expended 55.66% of the funds delegated to undertake the contracted activities by June 30, 2021. The Municipality granted \$467,123.74 from previous years allocations to sub-recipients expended 83.26% of those funds. Considering all HOPWA funded allocations during 2021-2022 a total of \$3,072,196.74 were used to support HOPWA eligible activities describe as follow:

- **Tenant-Based Rental Assistance (TBRA) Program:** The TBRA program provides tenant-based rental assistance to eligible individuals until they can secure other affordable and stable housing. This activity was undertaken by eleven (11) Municipalities. A total of \$849,040.00 was allocated

to TBRA, from this total, \$32,656.00 were allocated to activities delivery costs and the provision of housing assistance to eligible participants. A total of \$424,578.87 were disbursed for this activity.

- **Short-Term Rent, Mortgage, and Utilities (STRMU) Assistance Program:** The STRMU program provides short-term rent, mortgage, and utility payments to eligible individuals for a maximum of 21 weeks of assistance in a 52-week period. During the reported program year these services were spread through 3 geographical regions within the Puerto Rico jurisdiction. The amount allocated to this activity was \$258,382.00. A total of \$167,260.03 were disbursed for this activity.
- **Supportive Services Program:** Under this program supportive services and housing are offered by nonprofit organizations via contracts with the MSJ. Supportive services including health care, mental health assessment, permanent housing placement, drug and alcohol abuse treatment and counseling, day care, personal assistance, nutritional services, intensive care when required, and assistance in gaining access to local, state, and federal government benefits and services, were also provided to HOPWA recipients. Most services are provided in a residential setting. The total amount allocated for Supportive Services was \$998,151.16 (Including previous year and HOPWA-CV funding). A total of \$572,185.43 were disbursed for this activity.
 - Supportive Services provided by sub-recipients that also delivered HOPWA housing subsidy assistance, allocation Funds used for this service amounted to \$357,506.00 The amount of funds disbursed in this type of service was \$265,087.95.
 - Supportive Services provided by sub-recipients that only provided supportive services, allocation funds used for this service amounted to \$640,645.16. Of the amount allocated to supportive services, the amount of \$235,657.08 corresponds to the CARES Act funds. The amount of funds disbursed in this type of service was \$27,081.08
 - Transitional Housing: This category includes temporary housing, hospice care, detox services, permanent housing for chronically ill mental patients, and other types of housing with supportive services to maintain clients' quality of life. A total amount of \$710,238.00 was allocated to provide services within this activity. A total of \$495,256.49 were disbursed for this activity.

ESG Program

During program year 2021, ESG funds were used to conduct street outreach, provide emergency shelter services and rapid rehousing opportunities for the homeless, and homeless prevention activities. The largest proportion of funds were focused on providing outreach services and shelter to persons literally homeless. This is due to the characteristics observed in the 2019 PIT Count, which reflected that out of the 2,535 persons identified the day of the count, 75% were unsheltered. In addition, the ESG Program amended its 2019 Action Plan to address the impacts of the COVID-19 pandemic and be able to use funds from previous years for activities to prepare, prevent and respond to the pandemic. Lastly, the ESG Program has developed and carried out a public campaign to inform the general population about the assistance provided through ESG funds. The campaign has consisted of exposure in radio, television, printed press, and digital media, as well an orientation line that people can dial to receive information about the services provided through the subrecipients of the ESG Program.

HOME Program

The HOME program allocated the funds according to the priorities identified in the Strategic Plan to address the housing needs of low- and moderate-income persons. The program addresses both homeownership and rental needs through homebuyer assistance programs, subsidies to developers of multifamily rental projects, rental assistance programs and homeownership rehabilitation for substandard housing. These approaches address housing affordability issues in Puerto Rico, where the median cost of safe and decent housing is considerably higher than the median income of residents and where a substantial amount of substandard housing is present and located in areas affected by environmental risks. As per PR-23 report, a total of 29 HOME-assisted units were occupied during PY2021 across the island.

Housing Trust Fund (HTF)

The Housing Trust Fund (HTF) program addresses the rental needs through subsidies to developers of multifamily rental projects. This approach addresses housing affordability issues in Puerto Rico, where the median cost of safe and decent housing is considerably higher than the median income of residents and where a substantial amount of substandard housing is present and located in areas affected by environmental risks. As the PJ of the State HOME Program, PRHFA has allocated HTF funds for two (2) multifamily projects located at: Comerío (Rio Plata Project) and Dorado (Paraíso Dorado project). Rio Plata project is still under construction with a total of 19 HTF-assisted units that are expected to be ready for occupancy during December 2022. In the case of Paraíso Dorado project, a total of 3 HTF-assisted units were ready to be occupied after February 2022. A total of 22 HTF-assisted units will be reflected in the PY2022 PR-23 report.

CDBG

Non-entitlement municipalities requested 2021 funds following the priorities identified in the Plan. The government's fiscal situation, the lack of access to capital, and constrained municipal finances, have all contributed to placing most CDBG efforts in housing, public service and infrastructure projects. CDBG activities have almost been exclusively destined to low and moderate-income population. The following is a summary of the CDBG activities performance (IDIS PR23) during program year 2021:



U.S. Department of Housing and Urban Development
 Office of Community Planning and Development
 Integrated Disbursement and Information System
 CDBG Summary of Accomplishments
 Program Year: 2021

DATE: 09-08-22
 TIME: 16:58
 PAGE: 1

PUERTO RICO

Count of CDBG Activities with Disbursements by Activity Group & Matrix Code

| Activity Group | Activity Category | Open Activities | | Completed Count | Completed Activities | | Program Year Count | Total Activities Disbursed |
|-------------------------------------|--|-----------------------|------------------------|--------------------|-----------------------|-----------------------|------------------------|----------------------------|
| | | Open Count | Disbursed | | Disbursed | Disbursed | | |
| Economic Development | CI Building Acquisition, Construction, | 5 | \$21,748.60 | 0 | \$0.00 | 5 | \$21,748.60 | |
| | Micro-Enterprise Assistance (18C) | 18 | \$276,288.88 | 0 | \$0.00 | 18 | \$276,288.88 | |
| | Total Economic Development | 23 | \$298,037.48 | 0 | \$0.00 | 23 | \$298,037.48 | |
| Housing | Rehab; Single-Unit Residential (14A) | 68 | \$595,077.44 | 23 | \$418,643.72 | 91 | \$1,013,721.16 | |
| | Rehab; Multi-Unit Residential (14B) | 0 | \$0.00 | 1 | \$34,709.11 | 1 | \$34,709.11 | |
| | Total Housing | 68 | \$595,077.44 | 24 | \$453,352.83 | 92 | \$1,048,430.27 | |
| Public Facilities and Improvements | Neighborhood Facilities (03E) | 14 | \$174,392.51 | 4 | \$263,946.37 | 18 | \$438,338.88 | |
| | Parks, Recreational Facilities (03F) | 63 | \$1,377,712.03 | 4 | \$70,828.12 | 67 | \$1,448,540.15 | |
| | Parking Facilities (03G) | 3 | \$0.00 | 1 | \$1,872.00 | 4 | \$1,872.00 | |
| | Solid Waste Disposal Improvements (03H) | 1 | \$0.00 | 0 | \$0.00 | 1 | \$0.00 | |
| | Flood Drainage Improvements (03I) | 1 | \$0.00 | 0 | \$0.00 | 1 | \$0.00 | |
| | Water/Sewer Improvements (03J) | 4 | \$200,065.61 | 0 | \$0.00 | 4 | \$200,065.61 | |
| | Street Improvements (03K) | 263 | \$6,737,330.30 | 92 | \$6,852,044.23 | 355 | \$13,589,374.53 | |
| | Sidewalks (03L) | 7 | \$383,417.70 | 0 | \$0.00 | 7 | \$383,417.70 | |
| | Health Facilities (03P) | 2 | \$0.00 | 0 | \$0.00 | 2 | \$0.00 | |
| | Other Public Improvements Not Listed in | 7 | \$33,057.35 | 6 | \$398,738.64 | 13 | \$431,795.99 | |
| | Non-Residential Historic Preservation (16B) | 1 | \$0.00 | 0 | \$0.00 | 1 | \$0.00 | |
| | Total Public Facilities and Improvements | 366 | \$8,905,975.50 | 107 | \$7,587,429.36 | 473 | \$16,493,404.86 | |
| Public Services | Senior Services (05A) | 249 | \$2,803,906.47 | 20 | \$56,515.66 | 269 | \$2,860,422.13 | |
| | Services for Persons with Disabilities (05B) | 2 | \$0.00 | 0 | \$0.00 | 2 | \$0.00 | |
| | Youth Services (05D) | 31 | \$150,243.86 | 1 | \$1,510.03 | 32 | \$151,753.89 | |
| | Employment Training (05H) | 1 | \$0.00 | 0 | \$0.00 | 1 | \$0.00 | |
| | Crime Awareness (05I) | 1 | \$0.00 | 0 | \$0.00 | 1 | \$0.00 | |
| | Child Care Services (05L) | 2 | \$0.00 | 0 | \$0.00 | 2 | \$0.00 | |
| | Health Services (05M) | 34 | \$517,699.97 | 0 | \$0.00 | 34 | \$517,699.97 | |
| | Screening for Lead-Based Paint/Lead | 1 | \$0.00 | 0 | \$0.00 | 1 | \$0.00 | |
| | Subsistence Payment (05Q) | 33 | \$82,880.82 | 0 | \$0.00 | 33 | \$82,880.82 | |
| | Food Banks (05W) | 7 | \$0.00 | 0 | \$0.00 | 7 | \$0.00 | |
| | Other Public Services Not Listed in 05A-05Y, | 3 | \$155.79 | 1 | \$25,200.00 | 4 | \$25,355.79 | |
| Total Public Services | 364 | \$3,554,886.91 | 22 | \$83,225.69 | 386 | \$3,638,112.60 | | |
| General Administration and Planning | Planning (20) | 3 | \$0.00 | 0 | \$0.00 | 3 | \$0.00 | |
| | General Program Administration (21A) | 327 | \$3,157,714.26 | 69 | \$246,409.74 | 396 | \$3,404,124.00 | |
| | State Administration (21J) | 9 | \$917,831.23 | 0 | \$0.00 | 9 | \$917,831.23 | |
| | Total General Administration and Planning | 339 | \$4,075,545.49 | 69 | \$246,409.74 | 408 | \$4,321,955.23 | |
| Other | State CDBG Technical Assistance to | 0 | \$0.00 | 1 | \$0.00 | 1 | \$0.00 | |
| Total Other | 0 | \$0.00 | 1 | \$0.00 | 1 | \$0.00 | | |
| Repayment of Section 108 Loans | Planned Repayment of Section 108 Loan | 14 | \$161,083.94 | 8 | \$572,295.38 | 22 | \$733,379.32 | |
| | Unplanned Repayment of Section 108 Loan | 1 | \$167,000.00 | 3 | \$665,000.00 | 4 | \$832,000.00 | |
| | Payment of interest on Section 108 loans | 11 | \$162,600.47 | 3 | \$17,138.50 | 14 | \$179,738.97 | |
| | Total Repayment of Section 108 | 26 | \$490,684.41 | 14 | \$1,254,433.88 | 40 | \$1,745,118.29 | |
| Grand Total | | 1,186 | \$17,920,207.23 | 237 | \$9,624,851.50 | 1,423 | \$27,545,058.73 | |

CDBG Sum of Actual Accomplishments by Activity Group and Accomplishment Type

| Activity Group | Matrix Code | Accomplishment Type | Program Year | | | | |
|------------------------------------|---|---|-----------------------|-----------------|------------------|----------------|------------------|
| | | | Open Count | Completed Count | Totals | | |
| Economic Development | CI Building Acquisition, Construction, Rehabilitation (17C) | Business | 1,205 | 0 | 1,205 | | |
| | | Jobs | 0 | 0 | 0 | | |
| | | Micro-Enterprise Assistance (18C) | 0 | 0 | 0 | | |
| | | Jobs | 3 | 0 | 3 | | |
| Total Economic Development | | | 1,208 | 0 | 1,208 | | |
| Housing | Rehab; Single-Unit Residential (14A) | Households | 30 | 0 | 30 | | |
| | | Housing Units | 721 | 531 | 1,252 | | |
| | | Housing Units | 0 | 31 | 31 | | |
| Total Housing | | | 751 | 562 | 1,313 | | |
| Public Facilities and Improvements | Neighborhood Facilities (03E) | Persons | 58,810 | 13,613 | 72,423 | | |
| | | Persons | 494,499 | 14,931 | 509,430 | | |
| | | Persons | 22,615 | 312 | 22,927 | | |
| | | Persons | 19,605 | 0 | 19,605 | | |
| | | Persons | 7,900 | 0 | 7,900 | | |
| | | Persons | 11,016 | 0 | 11,016 | | |
| | | Persons | 1,279,822 | 412,675 | 1,692,497 | | |
| | | Persons | 28,245 | 0 | 28,245 | | |
| | | Persons | 72,380 | 0 | 72,380 | | |
| | | Persons | 21,709 | 25,964 | 47,673 | | |
| | | Organizations | 1,855 | 0 | 1,855 | | |
| | | Total Public Facilities and Improvements | | | 2,018,456 | 467,495 | 2,485,951 |
| | | Public Services | Senior Services (05A) | Persons | 2,648 | 327 | 2,975 |
| | | | | Persons | 0 | 0 | 0 |
| Persons | 953 | | | 151 | 1,104 | | |
| Persons | 0 | | | 0 | 0 | | |
| Persons | 19,605 | | | 0 | 19,605 | | |
| Persons | 0 | | | 0 | 0 | | |
| Persons | 155,122 | | | 0 | 155,122 | | |
| Persons | 0 | | | 0 | 0 | | |
| Persons | 0 | | | 0 | 0 | | |
| Persons | 6,875 | | | 0 | 6,875 | | |
| Persons | 150 | | | 1,281 | 1,431 | | |
| Total Public Services | | | 185,353 | 1,759 | 187,112 | | |
| Grand Total | | | 2,205,768 | 469,816 | 2,675,584 | | |

CDBG Beneficiaries by Racial / Ethnic Category

| Housing-Non Housing | Race | Total Hispanic | | Total Hispanic Households |
|---------------------|--------------------------|----------------|--------------|---------------------------|
| | | Total Persons | Persons | |
| Housing | Other multi-racial | 0 | 0 | 1,311 |
| | Total Housing | 0 | 0 | 1,311 |
| Non Housing | Other multi-racial | 6,452 | 6,253 | 0 |
| | Total Non Housing | 6,452 | 6,253 | 0 |
| Grand Total | Other multi-racial | 6,452 | 6,253 | 1,311 |
| | Total Grand Total | 6,452 | 6,253 | 1,311 |

CDBG Beneficiaries by Income Category

| Income Levels | Owner Occupied | | Renter Occupied | | Persons |
|---------------|-----------------------|-----------------|-----------------|-----------------|---------|
| | Owner Occupied | Renter Occupied | Owner Occupied | Renter Occupied | |
| Housing | Extremely Low (<=30%) | 0 | 0 | 0 | 0 |
| | Low (>30% and <=50%) | 6 | 0 | 0 | 0 |
| | Mod (>50% and <=80%) | 6 | 0 | 0 | 0 |
| | Total Low-Mod | 12 | 0 | 0 | 0 |
| | Non Low-Mod (>80%) | 0 | 0 | 0 | 0 |
| | Total Beneficiaries | 12 | 0 | 0 | 0 |
| Non Housing | Extremely Low (<=30%) | 0 | 0 | 0 | 2 |
| | Low (>30% and <=50%) | 0 | 0 | 0 | 3 |
| | Mod (>50% and <=80%) | 0 | 0 | 0 | 0 |
| | Total Low-Mod | 0 | 0 | 0 | 5 |
| | Non Low-Mod (>80%) | 0 | 0 | 0 | 1 |
| | Total Beneficiaries | 0 | 0 | 0 | 6 |

HOPWA

The following table shows the distribution of funds by Program Category as included in the PY 2021 Annual Action Plan.

DOH HOPWA PROGRAM CAPER PY 2021-2022

Administration

| Description/Location | Proposed Goal | Allocation 2021 | Served | Funded 2021 | Served | Funded Pre-2021 | Total served | Total Allocation |
|---|---------------|-----------------|--------|--------------|--------|-----------------|--------------|------------------|
| For the grantee administrative costs of the HOPWA Program. | N/A | \$68,530.00 | N/A | \$68,530.00 | N/A | 0 | N/A | \$68,530.00 |
| For the City of San Juan administrative costs of the HOPWA program. | N/A | \$155,108.00 | N/A | \$155,107.66 | N/A | 0 | N/A | \$155,107.66 |

Housing Activities Sub recipients
To undertake HOPWA eligible housing related activities

| | | | | | | | | |
|---|------------|-----------------------|------------|-----------------------|------------|---------------------|------------|-----------------------|
| TBRA - Rent subsidy for adequate housing through certificates with HIV/AIDS in the municipalities of Puerto Rico. (Indicate 120 households) | 120 | \$729,577.00 | 108 | \$816,384.00 | 0 | \$0.00 | 108 | \$816,384.00 |
| Delivery Costs TBRA - To cover the costs of the delivery TBRA activity of municipal sponsors. | N/A | \$29,246.00 | N/A | \$32,656.00 | N/A | \$0.00 | N/A | \$32,656.00 |
| Grants to Non-Profit for Housing - To provide grant to be used for operational expenses of the transitional housing and STRMU. (210 Housing and 70 STRMU) | 280 | \$846,238.00 | 133 | \$729,460.67 | 37 | \$186,857.33 | 170 | \$916,318.00 |
| Total Housing Activities Sub recipients | 400 | \$1,605,061.00 | 769 | \$1,578,500.67 | 201 | \$186,857.33 | 970 | \$1,765,358.00 |

Supportive Services and other eligible activity

| | | | | | | | | |
|--|------------|---------------------|------------|---------------------|------------|---------------------|------------|---------------------|
| To provide grants to be used for supportive services and operational expenses. | 420 | \$455,667.00 | 528 | \$482,227.67 | 164 | \$280,266.41 | 692 | \$762,494.08 |
| Total Supportive Services and other eligible activity | 420 | \$455,667.00 | 528 | \$482,227.67 | 164 | \$280,266.41 | 692 | \$762,494.08 |

CARES ACT 2020 Formula Grants

| | | | | | | | | |
|--|--------------|-----------------------|------------|-----------------------|------------|---------------------|------------|-----------------------|
| For the grantee administrative costs of the HOPWA Program. | N/A | | N/A | \$0.00 | N/A | \$19,242.00 | N/A | \$19,242.00 |
| For the City of San Juan administrative costs of the HOPWA program. | N/A | | N/A | \$0.00 | N/A | \$13,505.92 | N/A | \$13,505.92 |
| To provide grants to be used for supportive services and operational expenses. | N/A | | N/A | \$0.00 | N/A | \$235,657.08 | N/A | \$235,657.08 |
| Grants to Non-Profit for Housing - To provide grant to be used for Short Term Mortgage and Utilities | N/A | | N/A | \$0.00 | N/A | \$52,302.00 | N/A | \$52,302.00 |
| Total CARES Act Allocations | | | | \$0.00 | | \$320,707.00 | | \$320,707.00 |
| | | | | | | | | |
| | Total | \$2,284,366.00 | 769 | \$2,284,366.00 | 201 | \$787,830.74 | 970 | \$3,072,196.74 |

Number of Households Assisted during the reporting period:

Per IDIS PR-23 report, HOME Program Puerto Rico completed 29 housing units during PY2021. Some of the housing units were occupied during previous program year. The following table provides a summary of such accomplishments by activity type.

| | | |
|--|---|---|
|  | <p>U.S. Department of Housing and Urban Development Office of Community Planning and Development Integrated</p> | <p>DATE: 09-02-22 TIME: 10:04</p> |
|--|---|---|

Program Year: 2021
Start Date 01-Jul-2021 - End Date 30-Jun-2022
PUERTO RICO
Home Disbursements and Unit Completions

| Activity Type | Disbursed Amount | Units Completed | Units Occupied |
|----------------------------------|-----------------------|-----------------|----------------|
| Rentals | \$3,331,681.00 | 18 | 18 |
| First Time Homebuyers | \$407,000.00 | 10 | 10 |
| Existing Homeowners | \$81,394.44 | 1 | 1 |
| Total, Rentals and TBRA | \$3,331,681.00 | 18 | 18 |
| Total, Homebuyers and Homeowners | \$488,394.44 | 11 | 11 |
| Grand Total | \$3,820,075.44 | 29 | 29 |



Program Year: 2021

Start Date 01-Jul-2021 - End Date 30-Jun-2022

PUERTO RICO

Home Unit Completions by Percent of Area Median Income

| | Units Completed | | | | | |
|---|------------------------|-----------|-----------|-----------|----------------|----------------|
| | 0% - 30% | 31% - 50% | 51% - 60% | 61% - 80% | Total 0% - 60% | Total 0% - 80% |
| Rentals | 0 | 4 | 0 | 14 | 4 | 18 |
| First Time Homebuyers | 1 | 4 | 2 | 3 | 7 | 10 |
| Existing Homeowners | 1 | 0 | 0 | 0 | 1 | 1 |
| Total, Rentals and TBRA | 0 | 4 | 0 | 14 | 4 | 18 |
| Total, Homebuyers and Homeowners | 2 | 4 | 2 | 3 | 8 | 11 |
| Grand Total | 2 | 8 | 2 | 17 | 12 | 29 |

Home Unit Reported As Vacant

| Activity Type | Reported as Vacant |
|---|---------------------------|
| Rentals | 0 |
| First Time Homebuyers | 0 |
| Existing Homeowners | 0 |
| Total, Rentals and TBRA | 0 |
| Total, Homebuyers and Homeowners | 0 |
| Grand Total | 0 |

Activity Type

The table below also provides a summary of units completed during PY 2021 by area median income (AMI). In terms of unit completion by racial category, the PR-23 identifies all housing units as provided to other multi-racial, particularly Hispanics. These results are consistent with the composition of racial minorities within the Island, which are predominantly of some Hispanic origin (see below).



U.S. Department of Housing and Urban
Development
Office of Community Planning and
Development Integrated

DATE:
TIME

Program Year: 2021
Start Date 01-Jul-2021 -
End Date 30-Jun-2022

PUERTO RICO

**Home Unit Completions
by Racial / Ethnic
Category**

| | Rentals | | First Time Homebuyers | | Existing Homeowners | |
|--------------------|-----------------|-----------------------------|-----------------------|-----------------------------|---------------------|-----------------------------|
| | Units Completed | Units Completed - Hispanics | Units Completed | Units Completed - Hispanics | Units Completed | Units Completed - Hispanics |
| Other multi-racial | 18 | 18 | 10 | 10 | 1 | 1 |
| Total | 18 | 18 | 10 | 10 | 1 | 1 |

Total, Rentals and TBRA

Total, Homebuyers and Homeowners

Grand Total

| | Units Completed | | Units Completed - Hispanics | | Units Completed | | Units Completed - Hispanics | |
|--------------------|-----------------|-----------------------------|-----------------------------|-----------------------------|-----------------|-----------------------------|-----------------------------|-----------------------------|
| | Units Completed | Units Completed - Hispanics | Units Completed | Units Completed - Hispanics | Units Completed | Units Completed - Hispanics | Units Completed | Units Completed - Hispanics |
| Other multi-racial | 18 | 18 | 11 | 11 | 29 | 29 | 29 | 29 |
| Total | 18 | 18 | 11 | 11 | 29 | 29 | 29 | 29 |

CR-10 - Racial and Ethnic composition of families assisted

Describe the families assisted (including the racial and ethnic status of families assisted).
91.520(a)

| | CDBG | HOME | HOPWA | ESG | HTF |
|---|-------|------|-------|-------|-----|
| White | | 29 | 72 | 2,501 | |
| Black or African American | | | 69 | 499 | |
| Asian | | | 7 | 6 | |
| American Indian or American Native | | | | 81 | |
| Native Hawaiian or Other Pacific Islander | | | 122 | 3 | |
| Total | | 29 | 270 | 3,090 | |
| Hispanic | 6,253 | 29 | 270 | 2,994 | |
| Not Hispanic | 199 | | | 96 | |

Table 2 – Table of assistance to racial and ethnic populations by source of funds

Narrative

The CDBG and HOME racial and ethnic composition was obtained principally from the housing rehabilitation, public service and economic development activities as entered into the IDIS system (IDIS PR23). The information included in the table may contain data from previous years, as IDIS activities can generate beneficiaries over several different program years. The HOME program's racial and ethnic status of families assisted was obtained from the records maintained by the PRHFA and IDIS. The ESG data was obtained from the SAGE Report. The HOPWA data, these numbers only reflect the racial composition of clients assisted HOPWA Program under Tenant Based Rental assistance, Short-Term Rent, Mortgage, and Utilities (STRMU) Assistance and Transitional Housing only. Additional assistance was provided to participants under Supportive Services program that this data is not collected. The HOPWA program data we obtained the information from the individual CAPERS submitted by project sponsors.

In general terms, the information presented in the previous table shows that the majority of families served by CDBG, HOME, ESG and HOPWA are white, while 97.0% are Hispanic. Nevertheless, it is important to note that the racial and ethnic composition chart does not have a category for "Other" or "multiracial", which would have better describe Puerto Ricans. To overcome this limitation other multiracial families were included under "white", in the case of SAGE "Client Doesn't know/Client refused" and "Data not collected" where also included in under "white" and Hispanic, for details go to SAGE 2021 report in the appendix section.

CR-15 - Resources and Investments 91.520(a)

Identify the resources made available

| Source of Funds | Source | Resources Made Available | Amount Expended During Program Year |
|-----------------|------------------|--------------------------|-------------------------------------|
| CDBG | public - federal | 54,826,442 | 27,545,058.73 |
| HOME | public - federal | 47,989,708 | 3,820,075 |
| HOPWA | public - federal | 4,382,335 | 1,701,667.66 |
| ESG | public - federal | 3,551,419 | 4,094,475.37 |
| HTF | public - federal | 4,565,065 | |
| Other | public - federal | 10,005,815,230 | |

Table 3 - Resources Made Available

Narrative

For the PY 2021, the State had available a total of \$10,106,889,679 funds, including CARES Act funds, carry over funds and unused funds from previous years, of which 38,339,841.13 were expended.

A total of \$54,826,442 were available for the CDBG Program, of which \$27,545,058.73 were expended during the program year. In the case of the HOME Program a total of \$36,943,748.37 were available as of 6-30-2021; that amount is composed of \$2,343,086.70 (balance available for disbursement from Open Activities as of 6-30-2021) and \$34,600,661.67 (balance available to commit as of 6-30-2021).

As per PR-23 report, HOME Program expended the amount of \$3,820,075.44 for the activities completed during the period between 7-1-2021 thru 6-30-2022. However, HOME funds really drawn from LOCCS during the same period were \$3,814,402.24.

In the case of the HTF Program, no activities were completed during PY 2021 but HTF funds in the amount of \$1,480,625.91 were drawn from LOCCS as per IDIS reports.

For the purpose of the ESG Program, \$4,094,475.37 funds were expended of the \$3,551,419 that were available. In the case of HOPWA, a total of \$1,701,667.66 (drawn as per IDIS report) were expended out of \$3,072,196.74 allocated.

All funds invested in the programmatic activities undertaken benefited low- and moderate-income persons and best serve the needs of the low-income communities. The activities funded and undertaken were aligned with the Consolidated Plan strategic objectives and needs priorities and represented an effective place-based market driven strategy to meet the identified community needs.

Identify the geographic distribution and location of investments

| Target Area | Planned Percentage of Allocation | Actual Percentage of Allocation | Narrative Description |
|-----------------|----------------------------------|---------------------------------|--|
| Non-entitlement | 100 | 100 | See explanation in the following narratives. |
| Statewide | | 100 | During PY 2021, funds from each program were distributed in accordance with the method proposed in the action plan. See explanation in the following narratives. |

Table 4 – Identify the geographic distribution and location of investments

Narrative

During Program Year 2021, funds from each program were distributed in accordance with method proposed in the action plan. As part of the Consolidated Plan Citizen Participation process, the State identified underserved areas with high concentration of poverty, housing and health problems, and general community decay. In order to address the needs of the communities, the State public policy is driven to provide priority to communities in these areas in the PY 2021 Annual Action Plan CPD funded activities. The State collaborated with the Municipalities and Non-Profit Organizations to develop and implement geographic strategies designed to comprehensively revitalize priority areas and in a manner that will have a more lasting impact on residents. As well, according to the Plan, the subrecipients could use the funds for activities aimed at COVID-19 preparedness, prevention and response.

Specific information related to each program:

CDBG Program

The CDBG allocation for non-entitlement municipalities was equally distributed among the municipalities, except for the islands of Vieques and Culebra, which both receive an additional 15% above the Equal Allocation Grant. This method follows the distribution established via the enactment of local Law 137-2014, as amended.

ESG Program

Due to the competitive nature of the method of distribution of the funds, the funding awarded to subrecipients and distributed among eligible program participants is not restricted to a particular set of counties or municipalities for ESG programs. The funds of the Emergency Solutions Grant Program were distributed using a competitive Request for Proposal process among the 78 municipalities of the island. Nonprofit organizations and municipalities that provide services to the homeless were eligible to request assistance funding.

HOPWA Program

The distribution of HOPWA funds to potential sub recipients were conducted using a competitive Request for Proposal process. For this Plan the Puerto Rico EMSA included the 78 municipalities for unobligated funds and the PR-EMSA municipalities for the HOPWA grant.

HOME Program

The State PJ has distributed funds through a competitive process. The method of distribution does not include allocation of resources based on geographic areas, so target areas are not earmarked, yet the PRHFA complies with regulations requiring that resources be allocated in non-metropolitan areas.

Allocation of resources

The following table shows the allocation of resources by program. The data was obtained from IDIS PR 06 report.

| Plan Year | IDIS Project | Project Title and Description | | Program | Project Estimate | Committed Amount |
|-----------|--------------|--|---|---------|------------------|------------------|
| 2021 | 1 | HOME BUYER ASSISTANCE WITH DOWN PAYMENT | HOME Program direct assistance for single unit purchase. | HOME | \$3,600,000.00 | \$530,000.00 |
| | 2 | HOME-OWNER NEW CONSTRUCTION | Homeowner assistance for construction / rehab of single family homes. | HOME | \$1,500,000.00 | \$982,061.71 |
| | 3 | 2021-2024 Departamento de Salud de P.R. PRH21F999 (DSPR) | For the grantee administrative costs of the HOPWA Program. | HOPWA | \$68,530.00 | \$68,530.00 |
| | 4 | 2021-2024 Municipio de San Juan PRH21F999 (MSJ) | For the project sponsor administrative costs of the HOPWA Program. | HOPWA | \$155,108.00 | \$155,107.66 |
| | 5 | 2021-2024 Municipio de Cabo Rojo PRH21F999 (MCR) | Tenant Based Rental Assistance to Persons with HIV/AIDS and Delivery Costs. | HOPWA | \$37,889.00 | \$37,889.00 |
| | 6 | 2021-2024 Municipio de Camuy PRH21F999 (MCM) | Tenant Based Rental Assistance to Persons with HIV/AIDS and Delivery Costs. | HOPWA | \$52,953.00 | \$52,953.00 |
| | 7 | 2021-2024 Municipio de Hormigueros PRH21F999 (MHM) | Tenant Based Rental Assistance to Persons with HIV/AIDS and Delivery Costs. | HOPWA | \$152,618.00 | \$152,618.00 |
| | 8 | 2021-2024 Municipio de Isabela PRH21F999 (MIB) | Tenant Based Rental Assistance to Persons with HIV/AIDS and Delivery Costs. | HOPWA | \$20,991.00 | \$20,991.00 |
| | 9 | 2021-2024 Municipio de Jayuya PRH21F999 (MJY) | Tenant Based Rental Assistance to Persons with HIV/AIDS and Delivery Costs. | HOPWA | \$24,972.00 | \$24,972.00 |
| | 10 | 2021-2024 Municipio de Juana Diaz PRH21F999 (MJD) | Tenant Based Rental Assistance to Persons with HIV/AIDS and Delivery Costs. | HOPWA | \$87,660.00 | \$87,660.00 |

| Plan Year | IDIS Project | Project Title and Description | | Program | Project Estimate | Committed Amount |
|-----------|--------------|--|---|---------|------------------|------------------|
| | 11 | 2021-2024 Municipio de Mayaguez PRH21F999 (MMY) | Tenant Based Rental Assistance to Persons with HIV/AIDS and Delivery Costs. | HOPWA | \$135,970.00 | \$135,970.00 |
| | 12 | 2021-2024 Municipio de Ponce PRH21F999 (MPN) | Tenant Based Rental Assistance to Persons with HIV/AIDS and Delivery Costs. | HOPWA | \$142,484.00 | \$142,484.00 |
| | 13 | 2021-2024 Municipio de San German PRH21F999 (MSG) | Tenant Based Rental Assistance to Persons with HIV/AIDS and Delivery Costs. | HOPWA | \$55,748.00 | \$55,748.00 |
| | 14 | 2021-2024 Municipio de Yauco PRH21F999 (MYU) | Tenant Based Rental Assistance to Persons with HIV/AIDS and Delivery Costs. | HOPWA | \$98,842.00 | \$98,842.00 |
| | 15 | 2021-2024 Municipio de Yabucoa PRH21F999 (MYB) | Tenant Based Rental Assistance to Persons with HIV/AIDS and Delivery Costs. | HOPWA | \$38,913.00 | \$38,913.00 |
| | 16 | 2021-2024 Casa Del Peregrino - Housing PRH21F999 (CDPTH) | Funds will be used for eligible activities of the HOPWA Program. Regulatory Citation (574.300) National Objective N/A | HOPWA | \$152,744.00 | \$152,744.00 |
| | 17 | 2021-2024 Casa Del Peregrino PRH21F999 (CDPDC) | Funds will be used for eligible activities of the HOPWA Program. Regulatory Citation (574.300) National Objective N/A | HOPWA | \$142,569.00 | \$142,569.00 |
| | 18 | 2021-2024 Casa Joven Del Caribe PRH21F999 (CJDC) | Funds will be used for eligible activities of the HOPWA Program. Regulatory Citation (574.300) National Objective N/A | HOPWA | \$61,285.34 | \$61,285.34 |
| | 19 | 2021-2024 Consorcio Region Sur PRH21F999 (CRS) | Funds will be used for eligible activities of the HOPWA Program. Regulatory Citation (574.300) National Objective N/A | HOPWA | \$59,090.00 | \$50,090.00 |
| | 20 | 2021-2024 Fundacion UPENS PRH21F999 (FU) | Funds will be used for eligible activities of the HOPWA Program. Regulatory Citation (574.300) National Objective N/A | HOPWA | \$45,000.00 | \$45,000.00 |
| | 21 | 2021-2024 Hogar Crea - Arecibo - PRH21F999 (HCA) | Funds will be used for eligible activities of the HOPWA Program. Regulatory Citation (574.300) National Objective N/A | HOPWA | \$95,000.00 | \$95,000.00 |
| | 22 | 2021-2024 Hogar Crea - Fajardo PRH21F999 (HCF) | Funds will be used for eligible activities of the HOPWA Program. Regulatory Citation (574.300) National Objective N/A | HOPWA | \$145,000.00 | \$145,000.00 |
| | 23 | 2021-2024 Hogar Crea - Mayaguez - PRH21F999 (HCM) | Funds will be used for eligible activities of the HOPWA Program. Regulatory Citation (574.300) National Objective N/A | HOPWA | \$125,000.00 | \$125,000.00 |

| Plan Year | IDIS Project | Project Title and Description | | Program | Project Estimate | Committed Amount |
|-----------|--------------|--|--|---------|------------------|------------------|
| | 24 | 2021-2024 Hogar Crea - Ponce - PRH21F999 (HCP) | Funds will be used for eligible activities of the HOPWA Program. Regulatory Citation (574.300) National Objective N/A | HOPWA | \$130,000.00 | \$130,000.00 |
| | 25 | 2021-2024 Instituto Pre-Vocacional - Arecibo PRH21F999 (IPA) | Funds will be used for eligible activities of the HOPWA Program. Regulatory Citation (574.300) National Objective N/A | HOPWA | \$140,000.00 | \$140,000.00 |
| | 26 | 2021-2024 Instituto Pre-Vocacional - Mayaguez - PRH21F999 (IPVM) | Funds will be used for eligible activities of the HOPWA Program. Regulatory Citation (574.300) National Objective N/A | HOPWA | \$125,000.00 | \$125,000.00 |
| | 27 | HESG 2021 PR FAMILY OF THE DEPARTMENT | PR FAMILY DEPARTMENT ESG 2021 FUNDS WILL BE PROVIDED OUTREACH TO PERSONS LIVING ON THE STREET, OPERATED A SHELTER FOR THE HOMELESS, PROVIDED EMERGENCY RENTAL ASSISTANCE TO PREVENT HOMELESSNESS, AND FOR PROGRAM ADMINISTRATION DATA COLLECTION THROUGH HMIS. | HESG | \$3,551,419.00 | \$3,492,955.39 |
| | 28 | CAMUY | FUNDS WILL BE USED FOR ELEGIBLE ACTIVITIES OF CDBG PROGRAM. NATIONAL OBJECTIVE:LOW/MOD | CDBG | \$443,808.54 | \$385,723.26 |
| | 29 | SAN LORENZO | FUNDS WILL BE USED FOR ELEGIBLE ACTIVITIES OF CDBG PROGRAM. NATIONAL OBJECTIVE:LOW/MOD | CDBG | \$443,808.54 | \$400,382.84 |
| | 30 | MAUNABO | FUNDS WILL BE USED FOR ELEGIBLE ACTIVITIES OF CDBG PROGRAM. NATIONAL OBJECTIVE:LOW/MOD | CDBG | \$443,808.54 | \$189,258.18 |
| | 31 | RINCON | FUNDS WILL BE USED FOR ELEGIBLE ACTIVITIES OF CDBG PROGRAM. NATIONAL OBJECTIVE:LOW/MOD | CDBG | \$443,808.54 | \$117,054.14 |
| | 32 | JAYUYA | FUNDS WILL BE USED FOR ELEGIBLE ACTIVITIES OF CDBG PROGRAM. NATIONAL OBJECTIVE:LOW/MOD | CDBG | \$443,808.54 | \$199,777.50 |
| | 33 | STATE ADMINISTRATION 2021 | FUNDS WILL BE USED FOR ELEGIBLE ACTIVITIES OF CDBG PROGRAM. ADMINISTRATIVE COSTS. | CDBG | \$713,423.90 | \$713,423.90 |
| | 34 | EMERGENCY FUNDS | EMERGENCY FUNDS | CDBG | \$300,000.00 | \$300,000.00 |
| | 35 | ADJUNTAS | FUNDS WILL BE USED FOR ELEGIBLE ACTIVITIES OF CDBG PROGRAM. NATIONAL OBJECTIVE:LOW/MOD | CDBG | \$443,808.54 | \$0.00 |

| Plan Year | IDIS Project | Project Title and Description | | Program | Project Estimate | Committed Amount |
|-----------|--------------|-------------------------------|--|---------|------------------|------------------|
| | 36 | AGUADA | FUNDS WILL BE USED FOR ELEGIBLE ACTIVITIES OF CDBG PROGRAM. NATIONAL OBJECTIVE:LOW/MOD | CDBG | \$443,808.54 | \$0.00 |
| | 37 | AGUAS BUENAS | FUNDS WILL BE USED FOR ELEGIBLE ACTIVITIES OF CDBG PROGRAM. NATIONAL OBJECTIVE:LOW/MOD | CDBG | \$443,808.54 | \$0.00 |
| | 38 | AIBONITO | FUNDS WILL BE USED FOR ELEGIBLE ACTIVITIES OF CDBG PROGRAM. NATIONAL OBJECTIVE:LOW/MOD | CDBG | \$443,808.54 | \$0.00 |
| | 39 | ANASCO | FUNDS WILL BE USED FOR ELEGIBLE ACTIVITIES OF CDBG PROGRAM. NATIONAL OBJECTIVE:LOW/MOD | CDBG | \$443,808.54 | \$0.00 |
| | 40 | ARROYO | FUNDS WILL BE USED FOR ELEGIBLE ACTIVITIES OF CDBG PROGRAM. NATIONAL OBJECTIVE:LOW/MOD | CDBG | \$443,808.54 | \$0.00 |
| | 41 | BARCELONETA | FUNDS WILL BE USED FOR ELEGIBLE ACTIVITIES OF CDBG PROGRAM. NATIONAL OBJECTIVE:LOW/MOD | CDBG | \$443,808.54 | \$0.00 |
| | 42 | BARRANQUITAS | FUNDS WILL BE USED FOR ELEGIBLE ACTIVITIES OF CDBG PROGRAM. NATIONAL OBJECTIVE:LOW/MOD | CDBG | \$443,808.54 | \$0.00 |
| | 43 | CATANO | FUNDS WILL BE USED FOR ELEGIBLE ACTIVITIES OF CDBG PROGRAM. NATIONAL OBJECTIVE:LOW/MOD | CDBG | \$443,808.54 | \$0.00 |
| | 44 | CEIBA | FUNDS WILL BE USED FOR ELEGIBLE ACTIVITIES OF CDBG PROGRAM. NATIONAL OBJECTIVE:LOW/MOD | CDBG | \$443,808.54 | \$0.00 |
| | 45 | CIALES | FUNDS WILL BE USED FOR ELEGIBLE ACTIVITIES OF CDBG PROGRAM. NATIONAL OBJECTIVE:LOW/MOD | CDBG | \$443,808.54 | \$0.00 |
| | 46 | COAMO | FUNDS WILL BE USED FOR ELEGIBLE ACTIVITIES OF CDBG PROGRAM. NATIONAL OBJECTIVE:LOW/MOD | CDBG | \$443,808.54 | \$0.00 |
| | 47 | COMERIO | FUNDS WILL BE USED FOR ELEGIBLE ACTIVITIES OF CDBG PROGRAM. NATIONAL OBJECTIVE:LOW/MOD | CDBG | \$443,808.54 | \$0.00 |
| | 48 | COROZAL | FUNDS WILL BE USED FOR ELEGIBLE ACTIVITIES OF CDBG PROGRAM. NATIONAL OBJECTIVE:LOW/MOD | CDBG | \$443,808.54 | \$0.00 |

| Plan Year | IDIS Project | Project Title and Description | | Program | Project Estimate | Committed Amount |
|-----------|--------------|-------------------------------|--|---------|------------------|------------------|
| | 49 | CULEBRA | FUNDS WILL BE USED FOR ELEGIBLE ACTIVITIES OF CDBG PROGRAM. NATIONAL OBJECTIVE:LOW/MOD | CDBG | \$510,379.82 | \$0.00 |
| | 50 | DORADO | FUNDS WILL BE USED FOR ELEGIBLE ACTIVITIES OF CDBG PROGRAM. NATIONAL OBJECTIVE:LOW/MOD | CDBG | \$443,808.54 | \$0.00 |
| | 51 | FLORIDA | FUNDS WILL BE USED FOR ELEGIBLE ACTIVITIES OF CDBG PROGRAM. NATIONAL OBJECTIVE:LOW/MOD | CDBG | \$443,808.54 | \$0.00 |
| | 52 | GUANICA | FUNDS WILL BE USED FOR ELEGIBLE ACTIVITIES OF CDBG PROGRAM. NATIONAL OBJECTIVE:LOW/MOD | CDBG | \$443,808.54 | \$0.00 |
| | 53 | GUAYANILLA | FUNDS WILL BE USED FOR ELEGIBLE ACTIVITIES OF CDBG PROGRAM. NATIONAL OBJECTIVE:LOW/MOD | CDBG | \$443,808.54 | \$0.00 |
| | 54 | GURABO | FUNDS WILL BE USED FOR ELEGIBLE ACTIVITIES OF CDBG PROGRAM. NATIONAL OBJECTIVE:LOW/MOD | CDBG | \$443,808.54 | \$0.00 |
| | 55 | HATILLO | FUNDS WILL BE USED FOR ELEGIBLE ACTIVITIES OF CDBG PROGRAM. NATIONAL OBJECTIVE:LOW/MOD | CDBG | \$443,808.54 | \$0.00 |
| | 56 | JAYUYA | FUNDS WILL BE USED FOR ELEGIBLE ACTIVITIES OF CDBG PROGRAM. NATIONAL OBJECTIVE:LOW/MOD | CDBG | \$443,808.54 | \$0.00 |
| | 57 | HORMIGUEROS | FUNDS WILL BE USED FOR ELEGIBLE ACTIVITIES OF CDBG PROGRAM. NATIONAL OBJECTIVE:LOW/MOD | CDBG | \$443,808.54 | \$0.00 |
| | 58 | LAJAS | FUNDS WILL BE USED FOR ELEGIBLE ACTIVITIES OF CDBG PROGRAM. NATIONAL OBJECTIVE:LOW/MOD | CDBG | \$443,808.54 | \$0.00 |
| | 59 | LARES | FUNDS WILL BE USED FOR ELEGIBLE ACTIVITIES OF CDBG PROGRAM. NATIONAL OBJECTIVE:LOW/MOD | CDBG | \$443,808.54 | \$0.00 |
| | 60 | LAS MARIAS | FUNDS WILL BE USED FOR ELEGIBLE ACTIVITIES OF CDBG PROGRAM. NATIONAL OBJECTIVE:LOW/MOD | CDBG | \$443,808.54 | \$0.00 |
| | 61 | LAS PIEDRAS | FUNDS WILL BE USED FOR ELEGIBLE ACTIVITIES OF CDBG PROGRAM. NATIONAL OBJECTIVE:LOW/MOD | CDBG | \$443,808.54 | \$0.00 |

| Plan Year | IDIS Project | Project Title and Description | | Program | Project Estimate | Committed Amount |
|-----------|--------------|-------------------------------|---|---------|------------------|------------------|
| | 62 | LOIZA | FUNDS WILL BE USED FOR ELEGIBLE ACTIVITIES OF CDBG PROGRAM. NATIONAL OBJECTIVE:LOW/MOD | CDBG | \$443,808.54 | \$0.00 |
| | 63 | LUQUILLO | FUNDS WILL BE USED FOR ELEGIBLE ACTIVITIES OF CDBG PROGRAM. NATIONAL OBJECTIVE:LOW/MOD | CDBG | \$443,808.54 | \$0.00 |
| | 64 | MARICAO | FUNDS WILL BE USED FOR ELEGIBLE ACTIVITIES OF CDBG PROGRAM. NATIONAL OBJECTIVE:LOW/MOD | CDBG | \$443,808.54 | \$0.00 |
| | 65 | MOCA | FUNDS WILL BE USED FOR ELEGIBLE ACTIVITIES OF CDBG PROGRAM. NATIONAL OBJECTIVE:LOW/MOD | CDBG | \$443,808.54 | \$0.00 |
| | 66 | MOROVIS | FUNDS WILL BE USED FOR ELEGIBLE ACTIVITIES OF CDBG PROGRAM. NATIONAL OBJECTIVE:LOW/MOD | CDBG | \$443,808.54 | \$0.00 |
| | 67 | NAGUABO | FUNDS WILL BE USED FOR ELEGIBLE ACTIVITIES OF CDBG PROGRAM. NATIONAL OBJECTIVE:LOW/MOD | CDBG | \$443,808.54 | \$0.00 |
| | 68 | NARANJITO | FUNDS WILL BE USED FOR ELEGIBLE ACTIVITIES OF CDBG PROGRAM. NATIONAL OBJECTIVE:LOW/MOD | CDBG | \$443,808.54 | \$0.00 |
| | 69 | OROCOVIS | FUNDS WILL BE USED FOR ELEGIBLE ACTIVITIES OF CDBG PROGRAM. NATIONAL OBJECTIVE:LOW/MOD | CDBG | \$443,808.54 | \$0.00 |
| | 70 | PATILLAS | FUNDS WILL BE USED FOR ELEGIBLE ACTIVITIES OF CDBG PROGRAM. NATIONAL OBJECTIVE:LOW/MOD | CDBG | \$443,808.54 | \$0.00 |
| | 71 | PENUELAS | FUNDS WILL BE USED FOR ELEGIBLE ACTIVITIES OF CDBG PROGRAM. NATIONAL OBJECTIVE:LOW/MOD | CDBG | \$443,808.54 | \$0.00 |
| | 72 | QUEBRADILLAS | FUNDS WILL BE USED FOR ELEGIBLE ACTIVITIES OF CDBG PROGRAM. NATIONAL OBJECTIVE:LOW/MOD | CDBG | \$443,808.54 | \$0.00 |
| | 73 | SBANA GRANDE | FUNDS WILL BE USED FOR ELEGIBLE ACTIVITIES OF CDBG PROGRAM. NATIONAL OBJECTIVE:LOW/MOD | CDBG | \$443,808.54 | \$0.00 |
| | 74 | SALINAS | FUNDS WILL BE USED FOR ELEGIBLE ACTIVITIES OF CDBG PROGRAM. NATIONAL OBJECTIVE:LOW/MOD | CDBG | \$443,808.54 | \$0.00 |

| Plan Year | IDIS Project | Project Title and Description | | Program | Project Estimate | Committed Amount |
|-----------|--------------|-------------------------------------|--|---------|------------------|------------------|
| | 75 | SANTA ISABEL | FUNDS WILL BE USED FOR ELEGIBLE ACTIVITIES OF CDBG PROGRAM. NATIONAL OBJECTIVE:LOW/MOD | CDBG | \$443,808.54 | \$0.00 |
| | 76 | UTUADO | FUNDS WILL BE USED FOR ELEGIBLE ACTIVITIES OF CDBG PROGRAM. NATIONAL OBJECTIVE:LOW/MOD | CDBG | \$443,808.54 | \$0.00 |
| | 77 | VEGA ALTA | FUNDS WILL BE USED FOR ELEGIBLE ACTIVITIES OF CDBG PROGRAM. NATIONAL OBJECTIVE:LOW/MOD | CDBG | \$443,808.54 | \$0.00 |
| | 78 | VIEQUES | FUNDS WILL BE USED FOR ELEGIBLE ACTIVITIES OF CDBG PROGRAM. NATIONAL OBJECTIVE:LOW/MOD | CDBG | \$510,379.82 | \$0.00 |
| | 79 | VILLALBA | FUNDS WILL BE USED FOR ELEGIBLE ACTIVITIES OF CDBG PROGRAM. NATIONAL OBJECTIVE:LOW/MOD | CDBG | \$443,808.54 | \$0.00 |
| | 80 | YABUCOA | FUNDS WILL BE USED FOR ELEGIBLE ACTIVITIES OF CDBG PROGRAM. NATIONAL OBJECTIVE:LOW/MOD | CDBG | \$443,808.54 | \$0.00 |
| | 81 | 2022 Tenant Based Rental Assistance | Tenant based rental assistance from August 2022 and on. July 2022 ended with 10 active cases. Completed activity #17502 TBRA Phase 1, returned \$480,393.32 GY2017 unused funds. | HOME | \$100,000.00 | \$51,967.00 |

HOPWA ALLOCATION only 2021-2022

| Activity Name | Program | TYPE | Funded Amount |
|---|---------|-----------------|---------------|
| 2021-2022 Supportive Services PRH19F999 Bill's Kitchen | HOPWA | SS only | \$153,409.08 |
| 2021-2022 Transitional Housing PRH20F999 Casa Joven | HOPWA | Housing with SS | \$56,857.33 |
| 2021-2022 Supportive Services PRH20F999 Casa Joven | HOPWA | SS with Housing | \$56,857.33 |
| 2021-2022 Transitional Housing PRH19F999 Coalition Pro Homeless | HOPWA | Housing with SS | \$30,819.98 |
| 2021-2022 Supportive Services PRH19F999 Coalition Pro Homeless | HOPWA | SS with Housing | \$30,819.97 |
| 2021-2022 Transitional Housing PRH20F999 Coalition Pro Homeless | HOPWA | Housing with SS | \$99,180.02 |
| 2021-2022 Supportive Services PRH20F999 Coalition Pro Homeless | HOPWA | SS with Housing | \$39,180.03 |
| 2021-2024 Transitional Housing PRH21F999 Casa Peregrino | HOPWA | Housing with SS | \$115,488.00 |
| 2021-2024 Supportive Services PRH21F999 Casa Peregrino | HOPWA | SS with Housing | \$37,256.00 |
| 2021-2024 Supportive Services PRH21F999 Casa Del Peregrino - Day Care | HOPWA | SS only | \$142,569.00 |
| 2021-2024 Transitional Housing PRH21F999 Casa Joven | HOPWA | Housing with SS | \$56,892.67 |

| Activity Name | Program | TYPE | Funded Amount |
|---|----------|-----------------|---------------|
| 2021-2024 Supportive Services PRH21F999 Casa Joven | HOPWA | SS with Housing | \$4,392.67 |
| 2021-2024 Transitional Housing PRH21F999 Fundacion UPENS | HOPWA | Housing with SS | \$29,250.00 |
| 2021-2024 Supportive Services PRH21F999 Consorcio Region Sur | HOPWA | SS only | \$16,260.00 |
| 2021-2024 Administration PRH21F999 Departamento de Salud | HOPWA | ADM - DOH | \$68,530.00 |
| 2021-2024 Transitional Housing PRH21F999 Hogar Crea - Arecibo | HOPWA | Housing with SS | \$61,750.00 |
| 2021-2024 Supportive Services PRH21F999 Fundacion UPENS | HOPWA | SS with Housing | \$15,750.00 |
| 2021-2024 Transitional Housing PRH21F999 Hogar Crea - Fajardo | HOPWA | Housing with SS | \$94,250.00 |
| 2021-2024 Supportive Services PRH21F999 Hogar Crea - Arecibo | HOPWA | SS with Housing | \$33,250.00 |
| 2021-2024 Transitional Housing PRH21F999 Hogar Crea - Mayaguez | HOPWA | Housing with SS | \$81,250.00 |
| 2021-2024 Supportive Services PRH21F999 Hogar Crea - Fajardo | HOPWA | SS with Housing | \$50,750.00 |
| 2021-2024 Transitional Housing PRH21F999 Hogar Crea - Ponce | HOPWA | Housing with SS | \$84,500.00 |
| 2021-2024 Supportive Services PRH21F999 Hogar Crea - Mayaguez | HOPWA | SS with Housing | \$43,750.00 |
| 2021-2024 STRMU PRH21F999 Consorcio Region Sur | HOPWA | STRMU | \$33,830.00 |
| 2021-2024 Supportive Services PRH21F999 Hogar Crea - Ponce | HOPWA | SS with Housing | \$45,500.00 |
| 2021-2024 STRMU PRH21F999 Instituto Pre-Vocacional - Arecibo | HOPWA | STRMU | \$91,000.00 |
| 2021-2024 Supportive Services PRH21F999 Instituto Pre-Vocacional – Arecibo | HOPWA | SS only | \$49,000.00 |
| 2021-2024 STRMU PRH21F999 Instituto Pre-Vocacional - Mayaguez | HOPWA | STRMU | \$81,250.00 |
| 2021-2024 Supportive Services PRH21F999 Instituto Pre-Vocacional – Mayaguez | HOPWA | SS only | \$43,750.00 |
| 2021-2024 TBRA PRH21F999 Cabo Rojo | HOPWA | TBRA | \$36,432.00 |
| 2021-2024 Delivery Costs TBRA PRH21F999 Cabo Rojo | HOPWA | DELIVERY COST | \$1,457.00 |
| 2021-2024 TBRA PRH21F999 Camuy | HOPWA | TBRA | \$50,916.00 |
| 2021-2024 Delivery Costs TBRA PRH21F999 Camuy | HOPWA | DELIVERY COST | \$2,037.00 |
| 2021-2024 TBRA PRH21F999 Hormigueros | HOPWA | TBRA | \$146,748.00 |
| 2021-2024 Delivery Costs TBRA PRH21F999 Hormigueros | HOPWA | DELIVERY COST | \$5,870.00 |
| 2021-2024 TBRA PRH21F999 Isabela | HOPWA | TBRA | \$20,184.00 |
| 2021-2024 Delivery Costs TBRA PRH21F999 Isabela | HOPWA | DELIVERY COST | \$807.00 |
| 2021-2024 TBRA PRH21F999 Jayuya | HOPWA | TBRA | \$24,012.00 |
| 2021-2024 Delivery Costs TBRA PRH21F999 Jayuya | HOPWA | DELIVERY COST | \$960.00 |
| 2021-2024 TBRA PRH21F999 Juana Diaz | HOPWA | TBRA | \$84,288.00 |
| 2021-2024 Delivery Costs TBRA PRH21F999 Juana Diaz | HOPWA | DELIVERY COST | \$3,372.00 |
| 2021-2024 TBRA PRH21F999 Mayaguez | HOPWA | TBRA | \$130,740.00 |
| 2021-2024 Delivery Costs TBRA PRH21F999 Mayaguez | HOPWA | DELIVERY COST | \$5,230.00 |
| 2021-2024 TBRA PRH21F999 Ponce | HOPWA | TBRA | \$137,004.00 |
| 2021-2024 Delivery Costs TBRA PRH21F999 Ponce | HOPWA | DELIVERY COST | \$5,480.00 |
| 2021-2024 TBRA PRH21F999 San German | HOPWA | TBRA | \$53,604.00 |
| 2021-2024 Delivery Costs TBRA PRH21F999 San German | HOPWA | DELIVERY COST | \$2,144.00 |
| 2021-2024 Sponsor Administration PRH21F999 San Juan | HOPWA | ADM - MSJ | \$155,107.66 |
| 2021-2024 TBRA PRH21F999 Yabucoa | HOPWA | TBRA | \$37,416.00 |
| 2021-2024 Delivery Costs TBRA PRH21F999 Yabucoa | HOPWA | DELIVERY COST | \$1,497.00 |
| 2021-2024 TBRA PRH21F999 Yauco | HOPWA | TBRA | \$95,040.00 |
| 2021-2024 Delivery Costs TBRA PRH21F999 Yauco | HOPWA | DELIVERY COST | \$3,802.00 |
| CV-COVID-19 2020-2023 Grantee 6% Admin.PRH20FHW999 (PRHD) | HOPWA-CV | ADM - DOH | \$19,242.00 |

| Activity Name | Program | TYPE | Funded Amount |
|---|----------|-----------|---------------|
| CV-COVID-19 2020-2023 Project Sponsor 10% Admin. PRH20FHW999 (MSJ) | HOPWA-CV | ADM - MSJ | \$13,505.92 |
| CV-COVID-19 2020-2023 Supportive Services PRH20FHW999 (MSJ) | HOPWA-CV | SS Only | \$27,081.08 |
| CV-COVID-19 2021-2022 STRMU - Consorcio Region Sur | HOPWA-CV | STRMU | \$5,000.00 |
| CV-COVID-19 2021-2022 STRMU - Instituto Pre Vocacional - Arecibo | HOPWA-CV | STRMU | \$23,651.00 |
| CV-COVID-19 2021-2022 STRMU - Instituto Pre Vocacional – Mayaguezbo | HOPWA-CV | STRMU | \$23,651.00 |
| CV-COVID-19 2021-2022 SUPPORTIVE SERVICES - Bill's Kitchen – Fajardo | HOPWA-CV | SS only | \$33,676.00 |
| CV-COVID-19 2021-2022 SUPPORTIVE SERVICES - Casa del Peregrino – Housing | HOPWA-CV | SS only | \$13,000.00 |
| CV-COVID-19 2021-2022 SUPPORTIVE SERVICES - Casa del Peregrino - Day Care | HOPWA-CV | SS only | \$9,800.00 |
| CV-COVID-19 2021-2022 SUPPORTIVE SERVICES - Casa Joven Del Caribe | HOPWA-CV | SS only | \$15,000.00 |
| CV-COVID-19 2021-2022 SUPPORTIVE SERVICES - Coalition Pro Homeless | HOPWA-CV | SS only | \$10,000.00 |
| CV-COVID-19 2021-2022 SUPPORTIVE SERVICES - Fundacion UPENS | HOPWA-CV | SS only | \$12,800.00 |
| CV-COVID-19 2021-2022 SUPPORTIVE SERVICES - Hogar Crea – Arecibo | HOPWA-CV | SS only | \$10,000.00 |
| CV-COVID-19 2021-2022 SUPPORTIVE SERVICES - Hogar Crea – Fajardo | HOPWA-CV | SS only | \$10,000.00 |
| CV-COVID-19 2021-2022 SUPPORTIVE SERVICES - Hogar Crea – Mayaguez | HOPWA-CV | SS only | \$10,000.00 |
| CV-COVID-19 2021-2022 SUPPORTIVE SERVICES - Hogar Crea – Ponce | HOPWA-CV | SS only | \$10,000.00 |
| CV-COVID-19 2021-2022 SUPPORTIVE SERVICES - Municipio de Cabo Rojo | HOPWA-CV | SS only | \$7,000.00 |
| CV-COVID-19 2021-2022 SUPPORTIVE SERVICES - Municipio de Camuy | HOPWA-CV | SS only | \$3,500.00 |
| CV-COVID-19 2021-2022 SUPPORTIVE SERVICES - Municipio de Hormigueros | HOPWA-CV | SS only | \$7,000.00 |
| CV-COVID-19 2021-2022 SUPPORTIVE SERVICES - Municipio de Isabela | HOPWA-CV | SS only | \$3,300.00 |
| CV-COVID-19 2021-2022 SUPPORTIVE SERVICES - Municipio de Jayuya | HOPWA-CV | SS only | \$2,000.00 |
| CV-COVID-19 2021-2022 SUPPORTIVE SERVICES - Municipio de Juana Diaz | HOPWA-CV | SS only | \$10,500.00 |
| CV-COVID-19 2021-2022 SUPPORTIVE SERVICES - Municipio de Mayaguez | HOPWA-CV | SS only | \$10,000.00 |
| CV-COVID-19 2021-2022 SUPPORTIVE SERVICES - Municipio de Ponce | HOPWA-CV | SS only | \$10,500.00 |
| CV-COVID-19 2021-2022 SUPPORTIVE SERVICES - Municipio de San German | HOPWA-CV | SS only | \$7,000.00 |
| CV-COVID-19 2021-2022 SUPPORTIVE SERVICES - Municipio de Yauco | HOPWA-CV | SS only | \$10,000.00 |
| CV-COVID-19 2021-2022 SUPPORTIVE SERVICES - Municipio de Yabucoa | HOPWA-CV | SS only | \$3,500.00 |

Leveraging

Explain how federal funds leveraged additional resources (private, state and local funds), including a description of how matching requirements were satisfied, as well as how any publicly owned land or property located within the jurisdiction that were used to address the needs identified in the plan.

To undertake the affordable housing and non-housing community development actions, the PR-State government combined a series of diverse public funding streams available to address the needs of the general population, including those of low- and moderate-income levels.

The non-entitlement municipalities that receive CDBG funds, leverage their projects with in-kind services and funds from municipal, state, and other federal sources. Most frequent sources of funding for leverage are municipal funds. **The next table that summarizes leveraging for the CDBG 2020 projects.:**

| Municipality | Matrix HUD | CDBG program year | CDBG previous years | Other funds | Total cost |
|--------------|------------|-------------------|---------------------|--------------|--------------|
| Guayanilla | 03K | \$303,116.91 | | | \$303,116.91 |
| Guayanilla | 05A | \$41,864.03 | | | \$41,864.03 |
| Guayanilla | 05M | \$25,000.00 | | | \$25,000.00 |
| Villalba | 05A | \$66,864.03 | | | \$66,864.03 |
| Villalba | 03K | \$303,116.98 | | | \$303,116.98 |
| Vieques | 14A | \$348,584.38 | | \$24,000.00 | \$372,584.38 |
| Vieques | 05D | \$76,893.61 | | | \$76,893.61 |
| Orocovis | 03K | \$89,200.00 | | \$22,366.86 | \$111,566.86 |
| Orocovis | 03K | \$42,927.50 | | \$22,366.86 | \$65,294.36 |
| Orocovis | 03K | \$77,046.50 | | \$22,366.86 | \$99,413.36 |
| Orocovis | 14A | \$100,000.00 | | \$60,000.00 | \$160,000.00 |
| Orocovis | 05A | \$60,806.94 | | \$22,500.00 | \$83,306.94 |
| Adjuntas | 03K | \$27,832.00 | | | \$27,832.00 |
| Adjuntas | 03K | \$18,620.00 | | | \$18,620.00 |
| Adjuntas | 03K | \$72,374.91 | | | \$72,374.91 |
| Adjuntas | 03K | \$184,290.00 | | | \$184,290.00 |
| Culebra | 03G | \$425,477.99 | \$28,165.80 | \$150,219.15 | \$603,862.94 |
| Florida | 03G | \$303,116.91 | | | \$303,116.91 |
| Florida | 05A/05B | \$66,864.03 | | \$16,153.22 | \$83,017.25 |
| Gurabo | 03D | \$303,116.91 | | \$148,240.58 | \$451,357.49 |
| Gurabo | 05A | \$66,864.03 | | \$24,000.00 | \$90,864.03 |
| Hormigueros | 03K | \$303,116.91 | | \$1,623.09 | \$304,740.00 |
| Hormigueros | 05A | \$66,864.03 | | \$15,630.00 | \$82,494.03 |

| Municipality | Matrix HUD | CDBG program year | CDBG previous years | Other funds | Total cost |
|---------------------|-------------------|--------------------------|----------------------------|--------------------|-------------------|
| Lajas | 05D | \$24,113.03 | | | \$24,113.03 |
| Lajas | 05D | \$42,751.00 | | | \$42,751.00 |
| Lajas | 03F | \$303,116.91 | | | \$303,116.91 |
| Jayuya | 32 | \$153,116.91 | | \$30,000.00 | \$183,116.91 |
| Jayuya | 19F | \$150,000.00 | | | \$150,000.00 |
| Jayuya | 05A | \$66,864.03 | | \$4,952.81 | \$71,816.84 |
| Guánica | 03K | \$303,116.91 | | \$546.33 | \$303,663.24 |
| Comerío | 05H | \$25,200.00 | | \$15,000.00 | \$40,200.00 |
| Comerío | 03K | \$303,116.91 | | \$20,000.00 | \$323,116.91 |
| Comerío | 05A | \$41,664.03 | | \$37,500.00 | \$79,164.03 |
| Coamo | 03K | \$303,116.91 | | | \$303,116.91 |
| Coamo | 05A | \$66,864.03 | | | \$66,864.03 |
| Ciales | | \$303,116.91 | | \$180,000.00 | \$483,116.91 |
| Ciales | 05A | \$66,864.03 | | \$43,700.00 | \$110,564.03 |
| Ceiba | 05A | \$66,864.03 | | | \$66,864.03 |
| Ceiba | 14A | \$136,000.00 | | \$24,000.00 | \$160,000.00 |
| Ceiba | 03K | \$167,116.91 | | \$24,000.00 | \$191,116.91 |
| Cataño | 03F | \$303,116.91 | | \$230,383.09 | \$533,500.00 |
| Cataño | 05A | \$66,864.03 | | \$24,000.00 | \$90,864.03 |
| Camuy | 05A | \$48,094.10 | | | \$48,094.10 |
| Camuy | 19F | \$291,886.84 | | | \$291,886.84 |
| Camuy | 03K | \$30,000.00 | | | \$30,000.00 |
| Arroyo | 19C | \$66,884.03 | | | \$66,884.03 |
| Añasco | 19F | \$161,083.94 | | \$75,452.16 | \$236,536.10 |
| Añasco | 03F | \$135,000.00 | | \$10,000.00 | \$145,000.00 |
| Añasco | 03F | \$73,897.00 | | \$8,000.00 | \$81,897.00 |
| Aibonito | 03K | \$168,540.50 | | \$1,472.00 | \$170,012.50 |
| Aibonito | 03K | \$34,002.50 | | | \$34,002.50 |
| Aibonito | 03K | \$51,752.17 | | | \$51,752.17 |
| Aibonito | 05A | \$50,959.63 | | | \$50,959.63 |
| Aibonito | 05A | \$15,904.40 | | | \$15,904.40 |
| Aibonito | 03K | \$48,821.50 | | | \$48,821.50 |
| Aguada | 05A | \$66,864.03 | | \$15,480.00 | \$82,344.03 |
| Aguada | 03K | \$303,116.91 | | \$10,780.00 | \$313,896.91 |
| Aguas Buenas | 03K | \$416,995.99 | | | \$416,995.99 |
| Naranjito | 05D | \$66,864.03 | | | \$66,864.03 |
| Naranjito | 03L | \$126,636.72 | | | \$126,636.72 |
| Naranjito | 14A | \$176,480.19 | | | \$176,480.19 |

| Municipality | Matrix HUD | CDBG program year | CDBG previous years | Other funds | Total cost |
|---------------------|-------------------|--------------------------|----------------------------|--------------------|-------------------|
| Naguabo | 03F | \$264,921.94 | | \$24,000.00 | \$288,921.94 |
| Naguabo | 05A | \$105,059.00 | | | \$105,059.00 |
| Morovis | 05D | \$66,864.03 | | | \$66,864.03 |
| Morovis | 03K | \$19,040.00 | | | \$19,040.00 |
| Morovis | 03K | \$132,625.00 | | | \$132,625.00 |
| Morovis | 03K | \$151,451.91 | | | \$151,451.91 |
| Moca | 03K | \$369,980.94 | | \$10,000.00 | \$379,980.94 |
| Las Marías | 14A | \$75,000.00 | | | \$75,000.00 |
| Las Marías | 05A | \$66,864.03 | | \$15,000.00 | \$81,864.03 |
| Las Marías | 03K | \$228,116.91 | | \$15,000.00 | \$243,116.91 |
| Las Piedras | 03F | \$303,116.91 | | \$24,000.00 | \$327,116.91 |
| Las Piedras | 05A | \$66,864.03 | | \$24,000.00 | \$90,864.03 |
| Loíza | 03F | \$369,980.94 | | | \$369,980.94 |
| Luquillo | 03E | \$369,980.94 | \$522,000.00 | \$163,600.00 | \$1,055,580.94 |
| Maricao | 14A | \$85,000.00 | | \$3,000.00 | \$88,000.00 |
| Maricao | 03K | \$284,980.94 | | \$10,000.00 | \$294,980.94 |
| Maunabo | 05A | \$66,864.03 | | \$24,000.00 | \$90,864.03 |
| Maunabo | 19F | \$247,150.05 | | | \$247,150.05 |
| Maunabo | 03K | \$55,966.86 | | \$24,000.00 | \$79,966.86 |
| Juncos | 05A | \$66,864.03 | | | \$66,864.03 |
| Juncos | 14A | \$30,000.00 | | | \$30,000.00 |
| Juncos | 03K | \$217,709.20 | | | \$217,709.20 |
| Juncos | 03F | \$35,407.71 | | | \$35,407.71 |
| Juncos | 03F | \$20,000.00 | | | \$20,000.00 |
| Sabana Grande | 05A | \$66,864.03 | | \$8,594.37 | \$75,458.40 |
| Sabana Grande | 03K | \$303,116.91 | | \$19,971.64 | \$323,088.55 |
| Corozal | 03K | \$13,065.18 | | | \$13,065.18 |
| Corozal | 03K | \$28,893.65 | | | \$28,893.65 |
| Corozal | 03K | \$143,187.20 | | | \$143,187.20 |
| Corozal | 03K | \$118,887.89 | | \$402.48 | \$119,290.37 |
| Corozal | 05A | \$65,946.40 | | | \$65,946.40 |
| Quebradillas | 05A | \$66,864.03 | | \$24,000.00 | \$90,864.03 |
| Quebradillas | 03F | \$303,116.91 | | \$24,000.00 | \$327,116.91 |
| Rincón | 19F | \$445,760.17 | | | \$445,760.17 |
| Peñuelas | 03K | \$303,116.91 | | \$24,000.00 | \$327,116.91 |
| Peñuelas | 05A | \$66,864.03 | | \$24,000.00 | \$90,864.03 |
| Peñuelas | 03F | \$108,000.00 | \$100,000.00 | \$10,000.00 | \$218,000.00 |
| Patillas | 03K | \$261,980.94 | | \$10,000.00 | \$271,980.94 |

| Municipality | Matrix HUD | CDBG program year | CDBG previous years | Other funds | Total cost |
|--------------|------------|-------------------|---------------------|-------------|--------------|
| Yabucoa | 03K | \$44,854.00 | | | \$44,854.00 |
| Yabucoa | 03K | \$135,710.00 | | | \$135,710.00 |
| Yabucoa | 03K | \$122,552.91 | | \$37.09 | \$122,590.00 |
| Yabucoa | 05A | \$66,864.03 | | | \$66,864.03 |
| Vega Alta | 05A/05B | \$66,864.03 | | | \$66,864.03 |
| Lares | 05A | \$66,864.03 | \$66,864.03 | \$18,840.25 | \$152,568.31 |
| Lares | 14A | \$230,357.91 | | \$24,947.83 | \$255,305.74 |
| Lares | 03K | \$72,759.00 | | | \$72,759.00 |
| San Lorenzo | 19F | \$445,760.17 | | | \$445,760.17 |

The CDBG regulations also requires the Government of Puerto Rico to match administration costs beyond \$100,000. The CDBG match is covered by funds from the general budget.

In the case of HOPWA, sponsors leveraged 2021 funds from other sources.

In terms of ESG matching contributions, each subrecipient must match dollar-to-dollar the funding provided with funds from other public or private sources. Matching contributions may be obtained from any source, including any federal sources other than the ESG program, as well as state, local, and private sources, among others. For purposes of funds from previous years that were available during PY 2020, the ESG Program amended its 2019 Action Plan to waive the matching requirements as long as funds were used in activities to prevent, prepare for, and respond to the COVID-19 pandemic.

In the case of the HOME program, no match requirement was imposed to Puerto Rico State PJ during PY 2021-22, due to the severe fiscal distress affecting the Government of Puerto Rico. The typical requirement is for the State to the match no less than 25 cents for each dollar of HOME funds spent on affordable housing.

| Fiscal Year Summary – HOME Match | |
|--|---|
| 1. Excess match from prior Federal fiscal year | 0 |
| 2. Match contributed during current Federal fiscal year | 0 |
| 3. Total match available for current Federal fiscal year (Line 1 plus Line 2) | 0 |
| 4. Match liability for current Federal fiscal year | 0 |
| 5. Excess match carried over to next Federal fiscal year (Line 3 minus Line 4) | 0 |

Table 5 – Fiscal Year Summary - HOME Match Report

However, additional funds were leveraged from other sources including LIHTC and Owner Funds. The leverage in the below mentioned rental project is for approximately 84% of the total development cost during PY2021 for completed multifamily rental activities as per PR-23 report.

| Project | Location | HOME | Tax Credits | Owner | Loan | Total | % |
|-------------------|-----------------|-------------|--------------------|--------------|-------------|--------------|----------|
| Haciendas Village | Caguas | \$3,331,681 | \$17,231,908 | \$259,824 | | \$20,823,413 | 84% |
| Totals | | \$3,331,681 | \$17,231,908 | \$259,824 | | \$20,823,413 | |

| Match Contribution for the Federal Fiscal Year | | | | | | | | |
|--|----------------------|----------------------------|-------------------------------|------------------------------|-------------------------|---|----------------|-------------|
| Project No. or Other ID | Date of Contribution | Cash (non-Federal sources) | Foregone Taxes, Fees, Charges | Appraised Land/Real Property | Required Infrastructure | Site Preparation, Construction Materials, Donated labor | Bond Financing | Total Match |
| | | | | | | | | |

Table 6 – Match Contribution for the Federal Fiscal Year

HOME MBE/WBE report

| Program Income – Enter the program amounts for the reporting period | | | | |
|---|---|---|--------------------------------|--|
| Balance on hand at beginning of reporting period \$ | Amount received during reporting period \$ | Total amount expended during reporting period \$ | Amount expended for TBRA \$ | Balance on hand at end of reporting period \$ |
| 17,796 | 56,236 | 44,513 | 0 | 29,519 |

Table 7 – Program Income

| Minority Business Enterprises and Women Business Enterprises – Indicate the number and dollar value of contracts for HOME projects completed during the reporting period | | | | | | |
|---|-----------|-----------------------------------|---------------------------|--------------------|-----------|--------------------|
| | Total | Minority Business Enterprises | | | | White Non-Hispanic |
| | | Alaskan Native or American Indian | Asian or Pacific Islander | Black Non-Hispanic | Hispanic | |
| Contracts | | | | | | |
| Dollar Amount | 3,331,681 | 0 | 0 | 0 | 3,331,681 | 0 |
| Number | 0 | 0 | 0 | 0 | 0 | 0 |
| Sub-Contracts | | | | | | |
| Number | 0 | 0 | 0 | 0 | 0 | 0 |
| Dollar Amount | 0 | 0 | 0 | 0 | 0 | 0 |
| | Total | Women Business Enterprises | Male | | | |
| Contracts | | | | | | |
| Dollar Amount | 3,331,681 | 0 | 3,331,681 | | | |
| Number | 0 | 0 | 0 | | | |
| Sub-Contracts | | | | | | |
| Number | 0 | 0 | 0 | | | |
| Dollar Amount | 0 | 0 | 0 | | | |

Table 8 - Minority Business and Women Business Enterprises

| Minority Owners of Rental Property – Indicate the number of HOME assisted rental property owners and the total amount of HOME funds in these rental properties assisted | | | | | | |
|--|-----------|-----------------------------------|---------------------------|--------------------|-----------|--------------------|
| | Total | Minority Property Owners | | | | White Non-Hispanic |
| | | Alaskan Native or American Indian | Asian or Pacific Islander | Black Non-Hispanic | Hispanic | |
| Number | 0 | 0 | 0 | 0 | 0 | 0 |
| Dollar Amount | 3,331,681 | 0 | 0 | 0 | 3,331,681 | 0 |

Table 9 – Minority Owners of Rental Property

Relocation and Real Property Acquisition – Indicate the number of persons displaced, the cost of relocation payments, the number of parcels acquired, and the cost of acquisition

| Parcels Acquired | | 0 | 0 | | | |
|---|-------|-----------------------------------|---------------------------|--------------------|----------|--------------------|
| Businesses Displaced | | 0 | 0 | | | |
| Nonprofit Organizations Displaced | | 0 | 0 | | | |
| Households Temporarily Relocated, not Displaced | | 0 | 0 | | | |
| Households Displaced | Total | Minority Property Enterprises | | | | White Non-Hispanic |
| | | Alaskan Native or American Indian | Asian or Pacific Islander | Black Non-Hispanic | Hispanic | |
| Number | 0 | 0 | 0 | 0 | 0 | 0 |
| Cost | 0 | 0 | 0 | 0 | 0 | 0 |

Table 10 – Relocation and Real Property Acquisition

CR-20 - Affordable Housing 91.520(b)

Evaluation of the jurisdiction's progress in providing affordable housing, including the number and types of families served, the number of extremely low-income, low-income, moderate-income, and middle-income persons served.

| | One-Year Goal | Actual |
|--|---------------|----------|
| Number of Homeless households to be provided affordable housing units | 2,560 | 0 |
| Number of Non-Homeless households to be provided affordable housing units | 2,000 | 0 |
| Number of Special-Needs households to be provided affordable housing units | 400 | 0 |
| Total | 4,960 | 0 |

Table 11 – Number of Households

| | One-Year Goal | Actual |
|--|---------------|-----------|
| Number of households supported through Rental Assistance | 60 | 0 |
| Number of households supported through The Production of New Units | 22 | 18 |
| Number of households supported through Rehab of Existing Units | 15 | 1 |
| Number of households supported through Acquisition of Existing Units | 120 | 10 |
| Total | 217 | 29 |

Table 12 – Number of Households Supported

Discuss the difference between goals and outcomes and problems encountered in meeting these goals.

During PY2021, the HOME program experienced a reduction in the number of families assisted with Homebuyer Assistance, in comparison with the families assisted that was reported for PY2020. The HOME program assisted 10 families with down payment assistance during Program Year 2021 as per PR-23 report (of a goal of 120 families). During PY2021, HOME Program (PR State) encountered several problems or situations that affected the performance to reach the goal, primarily by the reductions in the inventory of real estate available for sale or ready-to-move in compliance with HQS and the implementation of the CDBG-DR Homebuyer Assistance Program, which has an expanded range of income in comparison with the HOME Program.

In the case of multifamily projects, as per PR-23 report, 18 HOME-assisted units were completed during PY2021 in comparison with the 47 HOME-assisted units reported during PY2020. HOME program has completed two (2) multifamily projects during the actual program year that will be reflected in the next Performance Report (PY2022). The goal of 22 HOME-assisted units was just fell short as per the 2021 Action Plan.

PRHFA will be announcing a competitive process by a Notice of Funds Availability (NOFA) during PY2022 to promote the development of multifamily rental projects; this NOFA will combine different sources of funds including HOME, HTF, LIHTC and CDBG-DR to increase the supply of housing units needed around the island. The purpose of this NOFA is to maximize the use of public funds from multiple sources under a selection and underwriting criteria compatible.

The HOME Tenant-Based Rental Assistance (TBRA) to promote rental housing vouchers for individual private housing is an activity recently added to the HOME Program (Puerto Rico State) and took more time for its implementation. As explained for the Homebuyer Assistance activity, several problems during PY2021 affected its performance. Although not reflected in the PR-23 report, 8 new families and several others previous participants were impacted by HOME funds during PY2021. We are evaluating to impact more families with the new HOME-ARP program after the consulting process during next program year (2022).

The HOME Homeownership Rehabilitation or New Construction Program to promote the rehabilitation of a substandard homeowner unit, or the replacement of such unit if it is unsound or represents an environmental hazard, in compliance with the housing rehabilitation standards, encountered delays. As per PR-23 report during PY2021, goal was not achieved impacting only 1 family. PRHFA is making a major reshuffle of the HOME Program adding more personnel to assist families in need of a decent and safe home. As of this date, we are working with over thirty (30) new participants of which: twelve (12) homes are under construction, and the others are in the process of grant contracts and under the evaluation process. PRHFA is committed to make the most of this activity during this Consolidated Plan period. It's the PJ intention to commence with the State Recipient activity at the beginning of 2023 with the goal to impact PR municipalities interested in participating in this cycle.

Regarding to the Housing Trust Fund (HTF) program, funds were used to increase the supply of housing units for rent through the development of multifamily rental projects impacting families with very and extremely low-income families.

However, this type of projects is encountering challenges. There are two (2) multifamily projects impacted with HTF funds:

- 1) **Paraíso Dorado** – Delays due to rain and Covid-19 Pandemic. Project was completed and occupied during February 2022 with three (3) HTF-Assisted units.
- 2) **Rio Plata Development** – A total of nineteen (19) HTF-Assisted units were expected to be completed

and available to be put in use for December 2022. Difference in the recognition of ADA, Fair Housing and 504 Section of the Rehabilitation Act. Voluntary Compliance Agreement (VCA) between HUD and Rio Plata Development was signed and fully implement. Additional funds from HTF and LIHTC was allocated for the construction of five (5) additional units for handicapped individuals and the rehabilitation of common areas to comply with VCA.

Discuss how these outcomes will impact future annual action plans.

The outcomes in the HOME program will impact the future action plans. Procedural barriers, including those that involve contracting procedures and construction and use permits, will need to be addressed to improve the performance of the program. Rehabilitation or New Construction by Owner and the production of new multifamily projects for rent are the HOME program activities that PRHFA is emphasizing due to the damaged caused by the hurricanes Irma and Maria and the earthquakes in the South of Puerto Rico. PRHFA is evaluating how will be more effective helping the people in need of federal assistance for their home. A substantial amendment may be expected if necessary to avoid the risk of loss.

Include the number of extremely low-income, low-income, and moderate-income persons served by each activity where information on income by family size is required to determine the eligibility of the activity.

| Number of Households Served | CDBG Actual | HOME Actual | HTF Actual |
|------------------------------------|--------------------|--------------------|-------------------|
| Extremely Low-income | 1,008 | 2 | 0 |
| Low-income | 623 | 8 | |
| Moderate-income | 479 | 19 | |
| Total | 2,110 | 29 | |

Table 13 – Number of Households Served

Narrative Information

Even in a difficult context due to the pandemic, the PY 2021 Annual Action Plan housing strategies were implemented. The State was able to facilitate the access to affordable housing opportunity to 29 households. This achievement shows the State commitment to address the basic housing needs of the low-income population, the responsibility of using and investing the available resources accordingly to the applicable regulations and the capability of managing and administering a Consolidated Plan process with the objective of improving the living conditions of the economically disadvantaged population segments.

Table 13 provides the number of extremely low-income, low-income, and moderate-income persons served by each activity. 47.2% of the of the households served by the CDBG and HOME programs were

Extremely Low-Income households, while 29.5% were Low-Income households and 23.3% were Moderate-Income households. The CDBG program served a higher percentage of Extremely Low-Income households, or 47.8%, in contrast to 6.9% served by the HOME program. CDBG program served a similar proportion of Low-income households, 29.5% and 27.6%, respectively. The HOME program served a larger share of moderate-income households (65.5%, in contrast to 22.7% in the CDBG program).

The number of households served for the HOME program during PY2021 has been reported using PR-23 report as of 6-30-2022. The total of families served during Program Year 2021 were 29, all of which were non-homeless households. The number of households served by activity in the HOME program were as follows:

- Rentals: 18
 - First time homebuyers: 10
 - Existing homebuyers: 1
- Total 29

However, HOME Program Puerto Rico has served additional families not included in the previous table.

For example, actually there are 12 existing homebuyers projects under construction under the Homeowner Rehabilitation activity that were initially funded during the PY 2021.

Also, there are eight (8) families assisted with HOME funds under the Tenant-Based Rental Assistance activity that were initially funded during the PY2021.

We are expecting to increase the number of families assisted with HOME funds during the PY2022.

CR-25 - Homeless and Other Special Needs 91.220(d, e); 91.320(d, e); 91.520(c)

Evaluate the jurisdiction's progress in meeting its specific objectives for reducing and ending homelessness through:

Reaching out to homeless persons (especially unsheltered persons) and assessing their individual needs

The State gave priority to Street Outreach projects and Emergency Shelters projects without restrictions related to population, age, and time, including essential services provided by at the shelters. In the case of Rapid Re-Housing (as well as homeless prevention activities), particular attention was given to the projects that serve people with mental health conditions and shelters that Rapid Re-Housing assistance. As established in the Annual Action Plan, projects and services that promoted economic and personal self-sufficiency, were also encouraged. Correspondingly, funds were allocated to special projects that presented an innovative approach to connect the homeless population to essential services, such as mobile outreach units.

Similarly, the PRDF took several actions at the programmatic and operational level to strengthen the implementation of these activities and help remove barriers that may have a negative impact in progress towards the proposed program goals. This included the provision of one-on-one technical assistance to subrecipients and utilizing available waivers due to the pandemic. As in previous years, Sub recipients were encouraged to include permanent housing as a main goal in the participant's services plans. This, as based on the analysis of impediments of June 2020, almost all the participants of the focus groups (98%), understand that there are groups in the population more affected by these barriers and needs being the most frequently mentioned persons with disabilities, LGBTQ population, persons with a criminal record, persons with substance abuse problems, homeless persons (particularly youth), women and d families with children.

In the case of HOPWA, the PRDOH continued to support non-profit organizations, homeless service providers, and special needs groups in their goals to meet the needs of underserved HIV clients in Puerto Rico. The collaborative agreement between the PRDOH and the Municipality of San Juan (MSJ) has improved the allocation process of resources to sponsored entities, and the level of expenditure and disbursement for the provided services. Also, the MSJ and the PRDOH continued working in developing effective public policies with the objective of improving the living conditions of the participants through the provided services.

It is important to mention that during the reported program year the island not only had been struggling with the challenge to recover from devastation caused by the 2017 Hurricanes Irma and Maria and the 2019 & 2020 earthquakes, but also with the effects of the COVID-19 pandemic. To address these impacts, the Municipalities and Entities implemented emergency responses and recovery efforts to assure that all basic and essential public services were provided to the general population, including the population suffering from HIV/AIDS. Services have been re-established and the subrecipients have been able to

continue providing the housing and supportive services that this special population requires.

Addressing the emergency shelter and transitional housing needs of homeless persons.

During year 2021, in addition to implementing the local public policy to address homelessness and the strategies established in the Consolidated Action Plan, the ESG Program directed efforts to address emergency shelter needs in the context of the COVID-19 pandemic. The ESG Program is one of the most important resources available to municipalities and organizations to address the economic and housing impacts of the pandemic, and accordingly directed its efforts to support shelters so they could make the necessary adjustments to meet the increase in demand for these services. In addition, the ESG Program has not stopped operating at any time during the pandemic, thus contributing to the continuity of services in shelters.

Funding for emergency shelters came mainly from the State's ESG program. During the program year, a total of 1,059 individuals were provided emergency shelter services. Funds allocated to emergency shelters were used for the operation and adaptation of these facilities for the COVID-19 pandemic, as well as the provision of a wide range of services aimed at meeting the needs of its participants, including case management, childcare, education, employment assistance and job training, legal, mental health, substance abuse treatment, and transportation, among others. The Program also provided support for shelters to provide vaccination and testing services in the context of the pandemic.

The allocation of funds to address emergency shelter and transitional housing needs during 2021 was based on the assessment of homelessness conducted for the purpose of consolidated planning, which included the 2019 & 2020 sheltered PIT most relevant findings, emerging needs identified in the context of the pandemic, and the results of the consultation conducted to CoCs. Priorities were framed based on the goals of HUD's Strategic Plan, and HUD's current strategic plan. The specific allocation gave priority to the following areas:

- Expansion of outreach services
- Stabilization Units in emergency shelters (Intake 24 hours 7 days a week)
- Unrestricted Emergency Shelters (no restrictions by target group, age, hours)
- Emergency Shelter, Prevention and Rapid Re-Housing Services for the population with mental health conditions
- Projects combining emergency shelter and rapid re-housing activities
- Services that promote personal and economic self-sufficiency

Moreover, special attention was given to those projects that work with special needs populations, such as: chronic homeless persons; substance abuse populations, families with children, individuals with mental health and special needs problems, persons living with HIV/AIDS, victims of violence, aging population, veterans, and the LGBTT population.

Helping low-income individuals and families avoid becoming homeless, especially extremely low-income individuals and families and those who are: likely to become homeless after being discharged from publicly funded institutions and systems of care (such as health care facilities, mental health facilities, foster care and other youth facilities, and corrections programs and institutions); and, receiving assistance from public or private agencies that address housing, health, social services, employment, education, or youth needs.

The PRDF has been committed to provide the necessary assistance to rapidly accommodate homeless individuals and families in permanent housing and prevent individuals and families to become homeless. Subrecipients, including non-profit organizations and municipalities, used these ESG funds to provide housing relocation and stabilization services and short- and/or medium-term rental assistance necessary to prevent an individual or family from becoming homeless. ESG funds were also used to provide housing relocation and stabilization services and short-and/or medium-term rental assistance as necessary to help a homeless individual or family move as quickly as possible into permanent housing and achieve stability in that housing.

Also, the PRDF continued the coordination of efforts with the CoCs and the pertaining governmental agencies in the development and observance of discharge policies and strategies to prevent homelessness.

Helping homeless persons (especially chronically homeless individuals and families, families with children, veterans and their families, and unaccompanied youth) make the transition to permanent housing and independent living, including shortening the period of time that individuals and families experience homelessness, facilitating access for homeless individuals and families to affordable housing units, and preventing individuals and families who were recently homeless from becoming homeless again

The Current Homelessness Strategy of the State to end chronic homelessness in Puerto Rico and help homeless persons transition to permanent housing and independent living includes a wide range of interrelated strategies directed towards individuals who are homeless, as well as those at risk of becoming homeless. These strategies focus on:

- Collaborative planning and services;
- Multi-sectorial efforts;
- Implementation of specific action steps to improve access to services, reduce stigma and battle homelessness criminalization;
- Provision of capacity building and training experiences to municipal governments, NPOs and other stakeholders;
- Promotion of data-based decision-making processes (based on information of the HMIS);

- Collaboration with the HMIS Lead agencies and the CoCs to strengthen homelessness data gathering processes; and
- The identification of and collaboration with public and private housing developers to target homeless in the development of permanent supportive housing.

During the year 2021, the ESG State program has maintained continued communication and coordination efforts with the CoCs, and the administrators of the HMIS, as well as the Coordinated Assessment Systems for implementing these strategies. Similarly, as it was mentioned in a previous section, the PRDF has focused its efforts in promoting policies that foment a housing first approach and the use of best practices for addressing the needs of homeless individuals. This has mainly been implemented by the adoption and implementation of written standards and the provision of training and technical assistance opportunities that emphasize these aspects. Furthermore, the PRDF has encouraged ESG subrecipients to include permanent housing as a main goal in the participants' individual housing plans.

CR-30 - Public Housing 91.220(h); 91.320(j)

Actions taken to address the needs of public housing

CPD funded activities served the Public Housing projects located within the non-entitlement Municipalities of Puerto Rico. The following is a list of the action taken by the Municipalities to address the need of the public housing residents:

- Senior Services
- Youth Services
- Crime Awareness
- Child Care Services
- Health Services

In addition, the PRPHA implemented a series of programs and activities to promote the Economic Self-Sufficiency of the Public Housing Residents. The programs funded with Public Housing funds included Education, Training, Employment, Section 3, and Business Development. The achievements of these programs between July 2019 and June 2020 are:

- The program had a total of 4,340 participating families.
- 6,187 public housing residents were focused on the Program.
- 17,415 residents requested financial self-sufficiency services and were cared for.
- 294 service fairs were held with a total participation of 6,559 residents of public housing.

Education Component

- 253 public housing residents have graduated from high school under the Education Program of Law 217.
- 423 residents started or continued in higher education (universities and/or educational

institutions).

Training Component

- 124 training courses were offered to 456 residents.

Employment component

- 327 public housing residents were placed in different jobs through the employment component.
- 6,749 received training and technical assistance related to the world place.

Section 3 Component

- 502 residents were placed in different jobs through Section 3.
- 1,494 residents participated in trainings.
- 713 contracts were awarded (including services) to public housing residents and micro-entrepreneurs.

Business Development Component

- During the reporting period, 11 micro-entrepreneurs were created in the following categories: food and beverage services, catering, pastries, interior designs, crafts and services (Zumba classes, web design, car wash, mini market, hairdresser, cafeteria, filmmaker, event production, dressmaker, jewelry and computer processing, among others).

Own Home Component

- A total of 35 workshops were held aimed at the purchase and sale of properties (home), in which a total of 265 residents participated. There was a total of 49 purchase-sales by residents.

*Source 2020 PRPHA PHA Plan

Actions taken to encourage public housing residents to become more involved in management and participate in homeownership

Public Housing residents were encouraged to participate in management and participate of homeownership opportunities. During fiscal year 2019-2020 (1 July 2019-30 June 2020) 18 units of public housing were available for sale. The PRPHA worked with residents of multiple public housing project to promote homeownership. The projects are:

Actions taken to provide assistance to troubled PHAs

No actions were taken during PR 2021. The PRPHA was not declared a troubled PHA during PY 2021.

CR-35 - Other Actions 91.220(j)-(k); 91.320(i)-(j)

Actions taken to remove or ameliorate the negative effects of public policies that serve as barriers to affordable housing such as land use controls, tax policies affecting land, zoning ordinances, building codes, fees and charges, growth limitations, and policies affecting the return on residential investment. 91.220 (j); 91.320 (i)

During program year the state continued with the implementation of the Permitting Reform Act (Law 19-2017), that seeks to streamline the permitting process for businesses and promote new investments, job creation, and economic development on the island. The new law consolidates the process to obtain a permit, certification of fire prevention, environmental health, licenses, and authorizations into a Single Permit, in order to expedite the process. One of the key elements of this law is that small and mid-sized businesses will be able to obtain the Single Permit automatically.

The law also creates the Unified Information System, which integrates all requirements to do business in Puerto Rico into a single website (One Stop-PR Doing Business). This website allows users to apply for both state and municipal permits and licenses online, through one single website.

Actions taken to address obstacles to meeting underserved needs. 91.220(k); 91.320(j)

In March 2020, Puerto Rico started to experience the effects of the COVID-19 pandemic. People lost their jobs, schools were closed, government services and private enterprise could no longer operate effectively. A survey conducted to the population of 18 years or older in Puerto Rico (May 2021) pointed out to the fact that, in one way or another, most of the residents of Island, have been impacted by the pandemic. However, information gathered through consultations and other research on the topic, reveals the possibility of certain groups of the population being disproportionately affected. These include older adults, children, individuals with disabilities or chronic illnesses, homeless and women has been disproportionately.

To address these disparities and the obstacles to meeting underserved needs, a latitude of resources, including CPD, have been used. The municipal, state and federal governments and the private sector have joined efforts to provide services to satisfy basic needs, in combination with housing activities, including:

- Rapid Rehousing
- Street Outreach
- Prevention
- Shelters

In line with that, all of the funded activities provide preferences to the underserved. During this program year:

- Non-Entitlement Municipalities continued to fund public services including job training programs and other assistance programs (WOIA, Economic Development) to help individuals secure a job to increase their family income.
- With the Housing Choice Voucher program funds the State and the Municipalities provided assistance to extremely low-income families providing them the opportunity to obtain a housing unit that safe sound and sanitary.
- The HOME funded Homebuyer Assistance activity provided financial assistance to eligible households including underserved that otherwise could not afford to purchase a home due to the lack of funds for down payment and other fees associated with a home purchase. Also, with the HOME funded Tenant-Based Rental Activity (TBRA), the State provide funds to homeless individuals with preference to people victims of domestic violence, families impacted by major disasters including Hurricanes Irma & Maria and those affected by the earthquakes in the south.
- HOME funded Rehabilitation or New Construction by Owner activity will be making a positive impact in families in need of a decent and safe home across the island. Many families are homeless since hurricanes Irma & Maria and the earthquakes in the south.
- Rapid re-housing activities using ESG funds provided homeless individuals and those who are victims of domestic violence.

Actions taken to reduce lead-based paint hazards. 91.220(k); 91.320(j)

All the affordable housing activities undertaken by the State during the PY 2021 complied with the Lead Based Paint regulations. The level of compliance was contingent to the different activities and the amount of funds invested. The following summarizes the action undertaken to address lead-based paint hazard in the CPD activities:

- Housing Rehabilitation activities with ESG Program: The State throughout the Municipalities made notification, undertook deteriorated paint identification, repair surfaces disturbed during rehabilitation and promoted safe work practices.
- Rapid Rehousing and Prevention activities with ESG Programs funds: The State undertook notification and visual assessment actions on each of the assisted householders and units.
- Regarding CDBG funds, municipalities comply with the requirements set out in the Memorandum Circular 2015-20. For each housing rehabilitation project, the municipality has to submit a document indicating the results of the evaluation regarding lead paint for each housing unit and the action that must be taken to be in compliance.
- The PRHFA have a pro-active approach to reduce lead-based- paint hazards in residential projects across the Island, including:
 - Professional assessment for deteriorated paint in units built before 1978
 - Initial and annual HQS inspections
 - Disclose information among residents of lead-based paint hazards.
 - Stabilization, removal and disposal of dangerous material. The State HOME Program has contracted companies to provide technical assistance for the evaluations, visual assessment, HQS

inspections and paint testing (when necessary) for the housing units that will be rehabilitated with HOME funds in order to comply with lead-based paint requirements and other applicable federal environmental laws and regulations.

Actions taken to reduce the number of poverty-level families. 91.220(k); 91.320(j)

In order to reduce the number families under poverty levels, the PR-State Government continued to implement its strategy of providing, maintaining and enhancing the housing stock and the promoting the creation of jobs for low- and moderate-income persons. To that effect, the following actions were taken during the reported year:

- Provided training and workforce development opportunities through the investment of funds of the Workforce Innovation and Opportunities Act (WIOA) Program. These funds are committed to assist low-income individuals in acquiring the technical knowledge and developing the work skills needed to effectively transition to the job market;
- Continued the support to post-secondary education institutions, including the Technical Colleges, that provide educational opportunities to low- and moderate-income students and job placement opportunities;
- Provided financial housing subsidies to low- and moderate-income households in order to alleviate the cost burden effect that housing has in the economic status of the families;
- Continued to support private investment in the development of affordable housing projects;
- Continued to provide Tenant Based Rent Assistance to HIV/AIDS individuals and family members;
- Continued to invest Section 8 funds for assisting eligible households in their rental needs;
- Promoted the creation of Public-Private Alliances, as a business model to promote economic development activities, to create and maintain jobs opportunities and expand the business activities base around the Island;
- Promoted the active participation of the Cooperatives Sector within strategic regional projects as a tool to create job opportunities, promote local investment and promote an increase in the regional business activities throughout the Island.

Actions taken to develop institutional structure. 91.220(k); 91.320(j)

During the reported program year, the State relied in its internal agencies structure in the undertaking of the CPD funded activities. In addition to its own internal structure, the State promoted activities through collaborative agreements with the active participation of private sector institutions, such as banks institutions, developers' organizations and community nonprofit organizations.

The state in collaboration with the private sector, non-profit organizations and the different sectors comprising our society, are working to comply with the Fiscal Plan. The collaboration is based on achieving economies and efficiencies in the services to the people.

All the CPD Programs maintained a high level of collaboration and cooperation among the service entities

that carried out the activities. For example:

- CDBG funded activities mainly undertaken through the non-entitlement municipalities Service Structure. Continuous and effective communication actions, working meeting sessions and oversight and monitoring actions were taken during the reported program year.
- HOME and HTF funded activities: these activities were undertaken in collaboration with private sector institutions, such as bank entities and developer firms were the main providers of service of these activities. In some cases, coordination of efforts through Municipal PJ was required. All efforts included working meetings, follow-up actions, continues communication among the parties.
- HOPWA funded activities: these activities were undertaken through collaboration agreements established with the PR State Government Health Department (Grantee), Municipality of San Juan (Project Sponsor), Municipalities (Subrecipients) and Community Nonprofit Organizations (Subrecipients). To achieve the proposed goals, continues communication, follow-up, working sessions and oversight actions were taken during the reported period.
- ESG funded activities: these programmatic activities were mainly undertaken through the subrecipients (Municipalities and nonprofit) internal service structure. The Puerto Rico Department of the Family was the lead agency in this effort. The Department was able to create an effective communication channel among its components to effectively undertake the planned activities included in the PY 2020 Action Plan.

Actions taken to enhance coordination between public and private housing and social service agencies. 91.220(k); 91.320(j)

In order to enhance the level of coordination between public and private housing and community social service agencies, the State continued to undertake the following actions:

- Continued the implementation and closeout of the Neighborhood Stabilization Program (NSP);
- Continued negotiating with private developers the provision of HOME Program assistance and LIHTC assistance for the development of rental projects;
- Continued working with Puerto Rico's CoCs for the allocation of Continuum of Care funds for homeless service programs;
- Continued the collaboration efforts with local governments and non profit organizations for the provision of assistance to special population groups;
- Continued the collaboration agreement between the Puerto Rico State Department of Health and the Municipality of San Juan for the administration of the State HOPWA funds;
- Continued the efforts to support nonprofits communities' organizations sub-recipients for the provision of public services to special populations and those in need.

Identify actions taken to overcome the effects of any impediments identified in the jurisdictions analysis of impediments to fair housing choice. 91.520(a)

The State is committed to promote actions toward the provision of affordable housing opportunities to the low- and moderate-income persons in Puerto Rico. The four State agencies continued to work tirelessly to guarantee that no action can impede that a low-income person interested in obtaining an affordable housing opportunity, can experience a fair and real option to do so.

CR-40 - Monitoring 91.220 and 91.230

Describe the standards and procedures used to monitor activities carried out in furtherance of the plan and used to ensure long-term compliance with requirements of the programs involved, including minority business outreach and the comprehensive planning requirements

Monitoring is an integral management control technique and a Government Accountability Office (GAO) standard. It provides information about the State actions that is critical for making informed judgments about program effectiveness and management efficiency. It also helps in identifying instances of fraud, waste and abuse. It is the principal means by which the State:

- Ensure that programs and technical areas are carried out efficiently, effectively, and in compliance with applicable laws and regulations;
- Assists in improving the performance, developing or increasing capacity, and augmenting the management and technical skills; and
- Stays abreast of the efficacy of CPD funded activities and technical areas within the communities served by the programs.

The State recognizes and fulfills the monitoring requirements of the five (5) grant programs included in the Consolidated Plan. Monitoring activities are conducted in accordance with OMB regulations, and the HUD regulations and guidance for each program contained in the CPD Monitoring Handbook and include the following:

- Explanation of grant contract requirement and deadlines for all grantees
- Field visits to monitor work in progress and completed projects
- Telephone or office conference assistance to grantees
- Detailed explanation of ways to improve grant administration
- Suspension of grant activities where warranted
- Importance of timeliness
- Monitoring of progress toward goals and objectives of Consolidated Plan

A detailed description of the monitoring efforts for each program is included in **Attachment – Additional Information**:

CDBG

Summary of CDBG monitoring:

| MUNICIPALITY | PROGRAM YEAR | MONITORING TYPE | COMMENTS |
|--------------|--------------|-----------------|------------------|
| Aguada | 2019-20 | Single Audit | No CDBG findings |
| Aguas Buenas | 2019-20 | Single Audit | No CDBG findings |

| MUNICIPALITY | PROGRAM YEAR | MONITORING TYPE | COMMENTS |
|---------------------|---------------------|------------------------|------------------|
| Aguas Buenas | 2020-21 | Single Audit | No CDBG findings |
| Aibonito | 2019-20 | Single Audit | No CDBG findings |
| Aibonito | 2020-21 | Single Audit | No CDBG findings |
| Arroyo | 2019-20 | Single Audit | No CDBG findings |
| Barranquitas | 2019-20 | Single Audit | No CDBG findings |
| Barranquitas | 2020-21 | Single Audit | No CDBG findings |
| Cataño | 2019-20 | Single Audit | No CDBG findings |
| Ciales | 2019-20 | Single Audit | No CDBG findings |
| Coamo | 2019-20 | Single Audit | No CDBG findings |
| Dorado | 2019-20 | Single Audit | No CDBG findings |
| Dorado | 2020-21 | Single Audit | No CDBG findings |
| Florida | 2019-20 | Single Audit | No CDBG findings |
| Guayanilla | 2019-20 | Single Audit | No CDBG findings |
| Hatillo | 2019-20 | Single Audit | No CDBG findings |
| Hatillo | 2020-21 | Single Audit | No CDBG findings |
| Hormigueros | 2019-20 | Single Audit | No CDBG findings |
| Hormigueros | 2020-21 | Single Audit | No CDBG findings |
| Jayuya | 2019-20 | Single Audit | No CDBG findings |
| Jayuya | 2020-21 | Single Audit | No CDBG findings |
| Juncos | 2019-20 | Single Audit | No CDBG findings |
| Juncos | 2020-21 | Single Audit | No CDBG findings |
| Lajas | 2019-20 | Single Audit | No CDBG findings |
| Lares | 2020-21 | Single Audit | No CDBG findings |
| Las Marías | 2019-20 | Single Audit | No CDBG findings |

| MUNICIPALITY | PROGRAM YEAR | MONITORING TYPE | COMMENTS |
|---------------|--------------|-----------------|------------------|
| Las Piedras | 2019-20 | Single Audit | No CDBG findings |
| Luquillo | 2019-20 | Single Audit | No CDBG findings |
| Moca | 2019-20 | Single Audit | No CDBG findings |
| Moca | 2020-21 | Single Audit | No CDBG findings |
| Naguabo | 2019-20 | Single Audit | No CDBG findings |
| Naranjito | 2019-20 | Single Audit | No CDBG findings |
| Orocovis | 2019-20 | Single Audit | No CDBG findings |
| Patillas | 2019-20 | Single Audit | No CDBG findings |
| Patillas | 2020-21 | Single Audit | No CDBG findings |
| Peñuelas | 2019-20 | Single Audit | No CDBG findings |
| Quebradillas | 2019-20 | Single Audit | No CDBG findings |
| Quebradillas | 2020-21 | Single Audit | No CDBG findings |
| Rincón | 2019-20 | Single Audit | No CDBG findings |
| Sabana Grande | 2019-20 | Single Audit | No CDBG findings |
| Yabucoa | 2019-20 | Single Audit | No CDBG findings |
| Yabucoa | 2020-21 | Single Audit | No CDBG findings |

| Municipality | Date | Type of monitoring | | Findings resulting from the monitoring | Observations |
|--------------|----------------|--------------------|--------|--|--------------|
| | | Peogramatic | Fiscal | | |
| MOROVIS | March 25, 2022 | x | x | None | |

| Municipality | Date | Type of monitoring | | Findings resulting from the monitoring | Observations |
|--------------|------------|--------------------|--------|--|-------------------------------|
| | | Peogramatic | Fiscal | | |
| QUEBRADILLAS | May 3 2022 | X | X | Fiscal | Utilization of Program Income |

ESG

To monitor that ESG activities are carried out in accordance with the Action Plan and the requirements for the program, the Puerto Rico Department of Family (PRDF) has established monitoring procedures that include on-desk reviews and site visits to subrecipients. The PRDF analyzes the subrecipients’ capacity to manage the proposed project(s) during the proposal evaluation process. Once the project has been authorized, the PRDF formalizes written contracts to ensure compliance with applicable regulations. However, due to this year been atypical due to the earthquakes that impacted the island and the COVID-19 pandemic, only phone and on-desk reviews have been conducted.

During the program year 2020, the Program conducted a risk assessment and revised its monitoring protocols to be able to implement these controls in the context of the COVID-19 pandemic. As a result, the Program was able to monitor approximately one third of its subrecipients. A list of the entities that were monitored is attached to this document. [ATTACHMENT]

HOPWA

As part of the State efforts to achieve the above-described management objective and the planned HOPWA Program goals and objectives for the reported program year, the HOPWA Staff views monitoring as an ongoing process involving continuous communication and evaluation. This approach allows the State to determine compliance, prevent/identify deficiencies, and design corrective actions to improve or reinforce program participant performance. As part of this process, the HOPWA staff is alert for fraud, waste and mismanagement or situations with potential for such abuse. Where possible, any identified deficiencies in need of corrective action are handled through discussion, negotiation, or technical assistance in a manner that maximizes local discretion.

The HOPWA Monitoring process is based in a Risk Analysis assessment. This process is implemented to target attention to program subrecipients activities that represent the greatest risk and susceptibility to fraud, waste, and mismanagement. Each program subrecipient’s past performance is analyzed and compared against the full spectrum of HOPWA Program funds and programs. This method ranks program

participants in descending order, from highest to lowest risk. Three categories are used: high, medium, and low risk.

Once the Risk Analysis process is finalized, based in the category in which the subrecipients fall under the analysis, the Program determines which subrecipients are included in the monitoring action for the program year.

Below is a table with a monitoring review to be performed to the following subrecipients:

| Name | Date of monitoring | Type of Monitoring | | Findings resulting from the monitoring | Observations |
|---|--------------------|--------------------|--------|--|--------------|
| | | Programatic | Fiscal | | |
| Municipio de Hormigueros | 24-feb-2022 | X | X | Fiscal – expenditure rate | |
| Municipio de Yabucoa | 6-mayo-2022 | X | X | Fiscal – expenditure rate | |
| Municipio de San Germán | 24-mar-2022 | X | X | Fiscal – expenditure rate | |
| Municipio de Camuy | 16-mar-2022 | X | X | Fiscal – expenditure rate | |
| Municipio de Ponce | 1-mar-2022 | X | X | Fiscal – expenditure rate | |
| Hogar CREA - Ponce | 1-mar-2022 | X | X | N/A | |
| Casa del Peregrino | 9-mar-2022 | X | X | N/A | |
| Coalition Pro-Homeless of the Eastern Area of PR | 11-mayo-2022 | X | X | N/A | |
| Instituto Pre-Vocacional e Industrial de PR - Arecibo | 23-mar-2022 | X | X | N/A | |
| Consortio Región Sur de PR | 24-mar-2022 | X | X | N/A | |

HOME

Rental Activity

The Puerto Rico Housing Finance Authority (PRHFA) as the designated Participating Jurisdiction (PJ) for the HOME Program (Program) is responsible for monitoring compliance of rental projects assisted with Program funds. Specifically, PRHFA must validate project compliance with HOME requirements related to tenant income-eligibility, rent restrictions, unit mix, tenant rights protections, marketing, financial viability of the projects, compliance with the property standards, and with other Program requirements included in the Federal Regulation 24 CFR Part 92.

As of July 1, 2021, the PRHFA had 74 rental projects completed in HUD's Integrated Disbursement and Information System (IDIS) and within the required affordability period. The total number of HOME-assisted units in these projects were 3,084. A detail of the rental projects is included in **Annex A**.

The compliance activities performed by the Federal Funds Compliance Office (FFCO) included the following:

a. Physical inspections of the properties

Project in which funds were committed on or before January 24, 2015

The HOME regulation establishes that the participating jurisdictions must perform a physical inspection at project completion and during the affordability period to determine if the project meets the property standards of Section 92.251. The projects to be inspected during each Program Year (July to June) are selected based on the following schedule:

| Total Number of Units in the Property | Minimum Frequency of On-site Inspections |
|---|---|
| 1-4 units | Every three years |
| 5-25 units | Every two years |
| 26 or more units | Every year |
| Note: This schedule is based on the total number of units in the property, not in the number of HOME-assisted units. | |

Project in which funds were committed after January 24, 2015

The HOME regulation establishes that the participating jurisdictions must perform a physical inspection within 12 months after project completion and at least once every 3 years thereafter during the period of affordability.

Sample sizes:

For projects with one to four units, the inspectable items for each building with HOME-assisted units and 100 percent of the HOME-assisted units must be inspected.

For projects with more than four HOME-assisted units, the inspectable items for each building with HOME-assisted units and at least 20 percent of the HOME-assisted units in each building, but not fewer than four units in each project and one HOME-assisted unit in each building.

A physical inspection report is issued by the PRHFA. This report presents the deficiencies found during the inspection and the timeframe granted to the owner to correct the deficiencies. The owner is required to submit evidence of the corrections of all the deficiencies found during the inspection. The HOME Program will review the owner’s response and supporting documentation, and if it is satisfactory, will issue a clearance letter notifying that the project complies with the property standards. If the owner’s response does not comply with the Program’s requirements, follow up will be given to the required corrective actions until all pending deficiencies have been corrected.

Results for PY 2021

During the PY 2021 the PJ scheduled 51 physical inspections. At the end of PY2021 the PRHFA’s Inspection and Appraisal Division had completed 50 out of the 51 inspections scheduled for the year. The pending inspection will be completed once the project owner completes the restoration of damages caused by the 2020 earthquakes. The details of the inspections completed, and the pending inspection are presented in **Annex B**.

b. Compliance reviews (file reviews)

Projects to be reviewed during the fiscal year (July to June) will be selected considering the following factors:

1. Projects completed in IDIS in the last 12 months (first year of the compliance period) - Each project must be reviewed within 12 months after project completion.
2. Projects in which the last compliance review was performed three years before the Program Year (PY) – Each project must be reviewed at least once every three years during the affordability period.

Considering the factors mentioned above the FFCO included in the PY 2021 compliance review plan two projects that were in the first year of the compliance period and 17 projects in which the last compliance review was performed three years before the PY 2021.

The tenants' files reviewed during the compliance reviews are selected based on a random sample of at least 20% of the HOME-assisted units in each building of the project. The tenants' files evaluation includes verification of the compliance of each unit with the applicable income and rent limitations of the Program, correct determination of the household income, correct use of the applicable utility allowance, lease contract minimum requirements, compliance with the minimum required documentation and the student rule. Also, during the compliance review the FFCO evaluates the project's compliance with the tenant selection procedures, dispute resolution procedures and property maintenance requirements of the HOME Program.

After the evaluation, the FFCO issues a compliance review report of the findings encountered during the review. This report presents the findings in order of severity or importance and includes all the details that support each finding. The owner will have a 30-day period to submit a response that includes all the supporting evidence of the corrective actions taken to bring the project units in compliance with the requirements of the HOME Program. The FFCO will review the owner's response and supporting documentation, and if it is satisfactory, the FFCO will issue a clearance letter notifying that the project complies with all the requirements of the Program and that the compliance review process has concluded. If the owner's response does not comply with the Program's requirements, follow up will be given to the required corrective actions until all pending issues have been resolved.

Results for PY 2021

During the PY 2021 the FFCO performed the 19 compliance reviews schedule for the year. These reviews included the verification of the compliance of each unit with the applicable income and rent limitations of the Program, correct determination of the household income, correct use of the applicable utility allowance, lease contract minimum requirements, compliance with the minimum required documentation and the student rule. Also, during the compliance review the FFCO evaluated the projects' compliance with the tenant selection procedures, dispute resolution procedures and property maintenance requirements of the HOME Program.

The details of the compliance reviews performed are presented in **Annex C**.

The most frequent findings were as follows:

1. Unit in noncompliance with HOME Program income limits
2. Rent charged in excess of the maximum rent allowable by the HOME Program
3. Prohibited provision in the project's lease contract
4. Incomplete Tenant Selection Procedure
5. Incomplete Dispute Resolution Procedure
6. Lease contract does not comply with the HOME Program requirements
7. Incorrect information in Tenant Income Certification (TIC)
8. Documents with incorrect and/or missing information
9. Incorrect income calculation

Each situation included the necessary corrective actions to bring the project back to compliance with the requirements of the HOME Program.

**Federal Funds Compliance Office
HOME-Assisted Projects – PY 2021**

| | IDIS | Project Name | Completion Date | Project Units | HOME units |
|----|-------------|---------------------------------|------------------------|----------------------|-------------------|
| 1 | 15565 | Aires De Manantial | 14-Sep-17 | 120 | 17 |
| 2 | 13164 | Albergue El Paraíso Corp. | 20-Nov-13 | 26 | 26 |
| 3 | 17572 | Alturas de Monte Verde | 3-Feb-21 | 60 | 17 |
| 4 | 217 | Apartamentos Amelia | 25-Jan-07 | 6 | 6 |
| 5 | 468 | Apartamentos Castro-1 | 11-Apr-06 | 2 | 2 |
| 6 | 553 | Apartamentos Castro-2 | 11-Apr-06 | 2 | 2 |
| 7 | 677 | Apartamentos Castro-3 | 24-Oct-05 | 2 | 2 |
| 8 | 558 | Apartamentos Estancia Villamil | 21-Oct-05 | 6 | 6 |
| 9 | 349 | Apartamentos González Bernard I | 11-Apr-06 | 4 | 4 |
| 10 | 498 | Apartamentos Ortiz | 11-Apr-06 | 8 | 8 |
| 11 | 346 | Apartamentos Plaza-1 | 30-Nov-04 | 2 | 2 |
| 12 | 578 | Apartamentos Plaza-2 | 21-Oct-05 | 1 | 1 |
| 13 | 379 | Apartamentos Primor | 30-Nov-04 | 4 | 4 |
| 14 | 5740 | Apartamentos Suarez Sandín | 27-Jan-14 | 22 | 22 |
| 15 | 7487 | Arecibo Senior Housing | 22-Nov-13 | 120 | 120 |
| 16 | 14739 | Balseiro Apartments | 23-May-16 | 74 | 31 |
| 17 | 16047 | Beatriz Village | 19-Dec-17 | 120 | 25 |
| 18 | 9637 | Brisas del Mar Elderly | 7-Jun-11 | 102 | 102 |
| 19 | 8495 | Cabo Rojo Elderly | 22-Nov-13 | 88 | 88 |
| 20 | 17011 | Ciudad Lumén | 24-Jan-19 | 140 | 22 |

| | IDIS | Project Name | Completion Date | Project Units | HOME units |
|----|-------------|---|------------------------|----------------------|-------------------|
| 21 | 6048 | Colegio y Egida de Enfermeras Practicas | 25-Jan-07 | 81 | 81 |
| 22 | 14750 | Egida Asoc Miembros Policia PR-Maunabo | 15-Oct-14 | 116 | 60 |
| 23 | 15569 | Egida Hacienda El Jibarito | 14-Mar-18 | 138 | 111 |
| 24 | 11902 | El Camino Save Heaven | 15-Oct-14 | 25 | 10 |
| 25 | 9072 | El Remanso de Paz | 22-Nov-13 | 50 | 50 |
| 26 | 5532 | Ermelinda Apartments | 31-Jan-13 | 8 | 8 |
| 27 | 11960 | Esperanza Village | 20-Nov-12 | 9 | 9 |
| 28 | 16046 | Galería Urbana | 19-May-17 | 107 | 22 |
| 29 | 14065 | Golden Residences at Floral Park | 23-Jan-14 | 160 | 92 |
| 30 | 14751 | Gurabo Elderly | 5-May-16 | 86 | 23 |
| 31 | 11250 | Jardín de Santa Maria | 8-Aug-14 | 77 | 21 |
| 32 | 5497 | Jardines de Carmeni | 7-Jun-11 | 24 | 24 |
| 33 | 3743 | Jardines de Loíza II | 11-Apr-06 | 27 | 27 |
| 34 | 16499 | Jardines de Parque Real II | 8-Nov-17 | 18 | 18 |
| 35 | 8587 | La Egida del Perpetuo Socorro | 7-Jun-11 | 66 | 66 |
| 36 | 722 | La Fondita de Jesús | 27-Jun-14 | 30 | 4 |
| 37 | 622 | La Merced Elderly | 9-Jun-08 | 89 | 50 |
| 38 | 9741 | Laderas del Rio Elderly | 15-Jan-14 | 124 | 124 |
| 39 | 10814 | Las Piedras Elderly | 13-Jul-12 | 123 | 123 |
| 40 | 14565 | Liyaly Apartments | 21-Nov-13 | 4 | 4 |
| 41 | 6296 | Loiza Home for the Elderly (Fase II) | 25-Jan-07 | 120 | 120 |
| | IDIS | Project Name | Completion Date | Project Units | HOME units |
| 42 | 377 | Los Gemelos | 18-May-06 | 5 | 5 |
| 43 | 9736 | Los Robles | 12-Jul-11 | 13 | 13 |

| | IDIS | Project Name | Completion Date | Project Units | HOME units |
|----|-------------|-------------------------------------|------------------------|----------------------|-------------------|
| 44 | 10416 | Monserrate II | 23-Dec-13 | 36 | 36 |
| 45 | 6996 | Notre Dame Apartments | 26-Nov-13 | 88 | 88 |
| 46 | 345 | Oscar Apartments | 11-Apr-06 | 6 | 6 |
| 47 | 17278 | Palacio Dorado | 12-Nov-19 | 103 | 6 |
| 48 | 11958 | Panorama Gold Apartments | 2-Dec-11 | 168 | 168 |
| 49 | 8923 | Paseo Samaritano | 27-Feb-19 | 120 | 26 |
| 50 | 17002 | Plaza Águila | 11-Jul-20 | 15 | 15 |
| 51 | 15568 | Plaza Apartments | 29-Oct-15 | 60 | 18 |
| 52 | 17516 | Plaza Elena Housing | 30-Oct-20 | 127 | 15 |
| 53 | 10908 | Ponce Darlington | 25-Nov-13 | 150 | 132 |
| 54 | 8496 | Ponce Elderly II | 29-Aug-07 | 80 | 80 |
| 55 | 14063 | Portal de San German | 9-Oct-14 | 56 | 24 |
| 56 | 717 | Remanso de La Esperanza | 22-Jun-07 | 26 | 26 |
| 57 | 10427 | Remanso Elderly | 15-Oct-14 | 51 | 31 |
| 58 | 16392 | Revitalization of Coamo Town Center | 31-Aug-16 | 8 | 6 |
| 59 | 9654 | Rio Dorado Elderly | 8-Jun-11 | 120 | 120 |
| 60 | 10567 | Salinas Elderly | 7-Jun-11 | 84 | 84 |
| 61 | 16474 | San Cristóbal Apartments | 20-Jul-18 | 50 | 20 |
| 62 | 6298 | San Miguel Home for the Elderly | 26-Sep-13 | 82 | 82 |
| 63 | 10419 | Santa Rosa Elderly | 18-Jan-13 | 33 | 33 |
| 64 | 14066 | The Francis Elderly Apartments | 4-Aug-14 | 75 | 37 |
| 65 | 16497 | Valentina Rental Housing | 19-May-17 | 98 | 25 |
| 66 | 17386 | Valentina Rental Housing II | 1-Oct-19 | 98 | 11 |
| 67 | 16393 | Valle Dorado | 21-Dec-16 | 32 | 4 |

| | IDIS | Project Name | Completion Date | Project Units | HOME units |
|----|-------------|--------------------------------------|------------------------|----------------------|-------------------|
| 68 | 10700 | Valle Verde Housing | 5-Oct-14 | 96 | 61 |
| 69 | 10787 | Villa Centroamericana | 14-Feb-13 | 386 | 96 |
| 70 | 714 | Villas del Peregrino (Mun. Caguas)-1 | 27-Jun-14 | 54 | 39 |
| 71 | 17003 | Vistas del Boulevard | 18-Dec-19 | 115 | 41 |
| 72 | 14061 | Vistas del Mar Elderly | 14-Jan-14 | 88 | 35 |
| 73 | 721 | Yauco Elderly Housing | 24-Oct-05 | 136 | 136 |
| | | | | 5,050 | 3,073 |

**Federal Funds Compliance Office
Physical Inspections – PY 2021**

| | IDIS No. | Project Name | Inspection Date |
|----|-----------------|---|------------------------|
| 1 | 15565 | Aires de Manantial | 29-Jun-21 |
| 2 | 13164 | Albergue EL Paraiso Corp. | 05-May-22 |
| 3 | 17572 | Alturas de Monte Verde | 14-Jan-22 |
| 4 | 558 | Apartamentos Estancia Villamil | 29-Jun-22 |
| 5 | 7487 | Arecibo Senior Housing | 14-Jul-22 |
| 6 | 14739 | Balseiro Apartments | 09-Mar-22 |
| 7 | 16047 | Beatriz Village | 01-Nov-21 |
| 8 | 9637 | Brisas del Mar Elderly | 07-Mar-22 |
| 9 | 8495 | Cabo Rojo Elderly | 22-Nov-21 |
| 10 | 6048 | Colegio y Egida de Enfermeras Prácticas | 13-May-22 |
| 11 | 14750 | Egida del Policía-Maunabo | 12-Nov-21 |
| 12 | 15559 | Egida Hacienda El Jibarito | 18-Nov-21 |
| 13 | 11902 | El Camino Save Heaven | 07-Feb-22 |
| 14 | 9072 | El Remanso de Paz | 15-Nov-21 |
| 15 | 5532 | Ermelinda Apartments | 24-Jun-22 |
| 16 | 16046 | Galeria Urbana | 16-Nov-21 |
| 17 | 14065 | Golden Residence at Floral Park | 17-Nov-21 |
| 18 | 14751 | Gurabo Elderly | 08-Mar-22 |
| 19 | 718 | Hogar La Piedad | 03-Mar-22 |
| 20 | 5497 | Jardines de Carmeni | 22-Jun-22 |

| | IDIS No. | Project Name | Inspection Date |
|----|-----------------|--------------------------------------|-------------------------------------|
| 21 | 3743 | Jardines de Loiza II | 08-Oct-21 |
| 22 | 16499 | Jardines de Parque Real II | 19-Nov-21 |
| 23 | 11250 | Jardines de Santa Maria | 24-Jan-22 |
| 24 | 8587 | La Egida del Perpetuo Socorro | 05-Oct-21 |
| 25 | 622 | La Merced Elderly | 20-Apr-22 |
| 26 | 9741 | Laderas del Rio Elderly | 09-Mar-22 |
| 27 | 10814 | Las Piedras Elderly | 03-Feb-22 |
| 28 | 6296 | Loiza Home for The Elderly (Fase II) | 13-Dec-21 |
| 29 | 9736 | Los Robles | 01-Mar-22 |
| 30 | 10416 | Monserate II | 04-Oct-21 |
| 31 | 6996 | Notre Dame Apartments | 12-Apr-22 |
| 32 | 11958 | Panorama Gold Apartment | 14-Feb-22 |
| 33 | 15568 | Plaza Apartments | 07-Mar-22 |
| 34 | 17516 | Plaza Elena Housing | 12-Oct-21 |
| 35 | 10908 | Ponce Darlington | Canceled -Due to earthquake damage. |
| 36 | 8496 | Ponce Elderly II | 09-May-22 |
| 37 | 14063 | Portal de San German | 08-Mar-22 |
| 38 | 717 | Remanso de La Esperanza | 17-May-22 |
| 39 | 10427 | Remanso Elderly | 10-Mar-22 |
| 40 | 9654 | Rio Dorado Elderly | 09-Feb-22 |
| 41 | 10567 | Salinas Elderly | 01-Feb-22 |
| 42 | 16474 | San Cristobal Apartments | 22-Oct-21 |
| | IDIS No. | Project Name | Inspection Date |
| 43 | 6298 | San Miguel Home for The Elderly | 27-Oct-21 |

| | IDIS No. | Project Name | Inspection Date |
|----|-----------------|-----------------------------|------------------------|
| 44 | 10419 | Santa Rosa Elderly | 13-Oct-21 |
| 45 | 14066 | The Francis Village Elderly | 18-Nov-21 |
| 46 | 16393 | Valle Dorado | 13-Nov-21 |
| 47 | 10700 | Valle Verde Housing | 16-Feb-22 |
| 48 | 10787 | Villa Centroamericana | 23-Nov-21 |
| 49 | 714 | Villas del Peregrino II | 19-Apr-22 |
| 50 | 14061 | Vistas Del Mar Elderly | 22-Apr-22 |
| 51 | 721 | Yauco Elderly Housing | 28-Jan-22 |

**Federal Funds Compliance Office
Compliance Reviews – PY 2021**

| | IDIS | Project Name | Project Units | HOME units | Compliance Review Date |
|----|-------------|---|----------------------|-------------------|-------------------------------|
| 1 | 17572 | Alturas de Monte Verde | 60 | 17 | 13-Jan-22 |
| 2 | 16047 | Beatriz Village | 120 | 25 | 17-Jun-22 |
| 3 | 9637 | Brisas del Mar Elderly | 102 | 102 | 10-Feb-22 |
| 4 | 6048 | Colegio y Egida de Enfermeras Practicas | 81 | 81 | 12-May-22 |
| 5 | 15569 | Egida Hacienda El Jibarito | 138 | 111 | 19-May-22 |
| 6 | 11902 | El Camino Save Heaven | 25 | 10 | 26-May-22 |
| 7 | 16499 | Jardines de Parque Real II | 18 | 18 | 24-Jun-22 |
| 8 | 9741 | Laderas del Rio Elderly | 124 | 124 | 24-Jun-22 |
| 9 | 10814 | Las Piedras Elderly | 123 | 123 | 9-Jun-22 |
| 10 | 6296 | Loiza Home For The Elderly (Fase II) | 120 | 120 | 17-Jun-22 |
| 11 | 9736 | Los Robles | 13 | 13 | 2-Jun-22 |
| 12 | 11958 | Panorama Gold Apartments | 168 | 168 | 23-Jun-22 |
| 13 | 17516 | Plaza Elena Housing | 127 | 15 | 1-Oct-21 |
| 14 | 14063 | Portal de San German | 56 | 24 | 6-Jun-22 |
| 15 | 10427 | Remanso Elderly | 51 | 31 | 17-May-22 |
| 16 | 9654 | Rio Dorado Elderly | 120 | 120 | 17-Jun-22 |
| 17 | 10567 | Salinas Elderly | 84 | 84 | 8-Apr-22 |
| 18 | 16474 | San Cristobal Apartments | 50 | 20 | 13-May-22 |
| 19 | 10787 | Villa Centroamericana | 386 | 96 | 13-Jun-22 |

Citizen Participation Plan 91.105(d); 91.115(d)

Describe the efforts to provide citizens with reasonable notice and an opportunity to comment on performance reports.

The availability of the draft CAPER will be published in the Puerto Rico Department of Housing, web page. The notice provided instructions to the public about how to retrieve the document online or in person and advised of a 15-day comment period.

CR-45 - CDBG 91.520(c)

Specify the nature of, and reasons for, any changes in the jurisdiction's program objectives and indications of how the jurisdiction would change its programs as a result of its experiences.

As a result of South area of Puerto Rico Earthquakes and the pandemic COVID-19, HUD notified all CPD grantees of the availability of waivers for certain statutory and regulatory requirements. To help grantees to recovery from the impact the lead Agency determined to use the flexibility provided HUD notice. The following were the waivers requested:

- Citizen Participation Public Comment Period for Consolidated Plan Amendment
- Citizen Participation Reasonable Notice and Opportunity to Comment
- ESG-Term limits on Rental Assistance and Housing Relocation and Stabilization Services
- ESG- Restriction of rental assistance to units with rent at or below Fair Market Rent (FMR)
- ESG Matching requirements

Does this Jurisdiction have any open Brownfields Economic Development Initiative (BEDI) grants?

No

[BEDI grantees] Describe accomplishments and program outcomes during the last year.

CR-50 - HOME 91.520(d)

Include the results of on-site inspections of affordable rental housing assisted under the program to determine compliance with housing codes and other applicable regulations

Please list those projects that should have been inspected on-site this program year based upon the schedule in §92.504(d). Indicate which of these were inspected and a summary of issues that were detected during the inspection. For those that were not inspected, please indicate the reason and how you will remedy the situation.

The HOME regulation establishes that the participating jurisdictions must perform a physical inspection at project completion and during the affordability period to determine if the project meets the property standards of Section 92.251.

Please see CR-40 with the accompanying list of projects physically inspected, reviewed and financially evaluated (Attachment 1).

HOME INSPECTIONS

During the PY 2021 the PJ scheduled 51 physical inspections. At the end of PY2021 the PRHFA's Inspection and Appraisal Division had completed 50 out of the 51 inspections scheduled for the year. The pending inspection will be completed once the project owner completes the restoration of damages caused by the 2020 earthquakes. The details of the inspections completed, and the pending inspection are presented below:

Federal Funds Compliance Office Physical Inspections – PY 2021

| IDIS No. | Project Name | Inspection Date |
|----------|--------------------------------|-----------------|
| 1 15565 | Aires de Manantial | 29-Jun-21 |
| 2 13164 | Albergue EL Paraiso Corp. | 05-May-22 |
| 3 17572 | Alturas de Monte Verde | 14-Jan-22 |
| 4 558 | Apartamentos Estancia Villamil | 29-Jun-22 |
| 5 7487 | Arecibo Senior Housing | 14-Jul-22 |
| 6 14739 | Balseiro Apartments | 09-Mar-22 |
| 7 16047 | Beatriz Village | 01-Nov-21 |

| | | | |
|----|-------|---|-----------|
| 8 | 9637 | Brisas del Mar Elderly | 07-Mar-22 |
| 9 | 8495 | Cabo Rojo Elderly | 22-Nov-21 |
| 10 | 6048 | Colegio y Egida de Enfermeras Prácticas | 13-May-22 |
| 11 | 14750 | Egida del Policía-Maunabo | 12-Nov-21 |
| 12 | 15559 | Egida Hacienda El Jibarito | 18-Nov-21 |
| 13 | 11902 | El Camino Save Heaven | 07-Feb-22 |
| 14 | 9072 | El Remanso de Paz | 15-Nov-21 |
| 15 | 5532 | Ermelinda Apartments | 24-Jun-22 |
| 16 | 16046 | Galeria Urbana | 16-Nov-21 |
| 17 | 14065 | Golden Residence at Floral Park | 17-Nov-21 |
| 18 | 14751 | Gurabo Elderly | 08-Mar-22 |
| 19 | 718 | Hogar La Piedad | 03-Mar-22 |
| 20 | 5497 | Jardines de Carmení | 22-Jun-22 |
| 21 | 3743 | Jardines de Loiza II | 08-Oct-21 |
| 22 | 16499 | Jardines de Parque Real II | 19-Nov-21 |
| 23 | 11250 | Jardines de Santa María | 24-Jan-22 |
| 24 | 8587 | La Egida del Perpetuo Socorro | 05-Oct-21 |
| 25 | 622 | La Merced Elderly | 20-Apr-22 |
| 26 | 9741 | Laderas del Río Elderly | 09-Mar-22 |
| 27 | 10814 | Las Piedras Elderly | 03-Feb-22 |
| 28 | 6296 | Loiza Home for The Elderly (Fase II) | 13-Dec-21 |
| 29 | 9736 | Los Robles | 01-Mar-22 |
| 30 | 10416 | Monserate II | 04-Oct-21 |
| 31 | 6996 | Notre Dame Apartments | 12-Apr-22 |
| 32 | 11958 | Panorama Gold Apartment | 14-Feb-22 |
| 33 | 15568 | Plaza Apartments | 07-Mar-22 |

| | | | |
|----|-------|---------------------------------|-------------------------------------|
| 34 | 17516 | Plaza Elena Housing | 12-Oct-21 |
| 35 | 10908 | Ponce Darlington | Canceled -Due to earthquake damage. |
| 36 | 8496 | Ponce Elderly II | 09-May-22 |
| 37 | 14063 | Portal de San German | 08-Mar-22 |
| 38 | 717 | Remanso de La Esperanza | 17-May-22 |
| 39 | 10427 | Remanso Elderly | 10-Mar-22 |
| 40 | 9654 | Rio Dorado Elderly | 09-Feb-22 |
| 41 | 10567 | Salinas Elderly | 01-Feb-22 |
| 42 | 16474 | San Cristobal Apartments | 22-Oct-21 |
| 43 | 6298 | San Miguel Home for The Elderly | 27-Oct-21 |
| 44 | 10419 | Santa Rosa Elderly | 13-Oct-21 |
| 45 | 14066 | The Francis Village Elderly | 18-Nov-21 |
| 46 | 16393 | Valle Dorado | 13-Nov-21 |
| 47 | 10700 | Valle Verde Housing | 16-Feb-22 |
| 48 | 10787 | Villa Centroamericana | 23-Nov-21 |
| 49 | 714 | Villas del Peregrino II | 19-Apr-22 |
| 50 | 14061 | Vistas Del Mar Elderly | 22-Apr-22 |
| 51 | 721 | Yauco Elderly Housing | 28-Jan-22 |

Provide an assessment of the jurisdiction's affirmative marketing actions for HOME units. 92.351(b)

The PRHFA used the established affirmative marketing policies and procedures established in 24 CFR 92.351. The State PJ has made an effort to inform potential applicants from all protected groups, through seminars and other HOME conferences, about available vacant units and other HOME assisted housing. Moreover, during these seminars programs and projects are described and enable the public with information to submit applications.

The PRHFA recently redesigned its website as to provide a more detailed description of the available HOME programs and other state programs that could be combined to increase affordable housing.

Moreover, private lending institutions make several referrals throughout the year of potential applicants. The State PJ actively participates meetings with the Puerto Rico Department of Housing and other outreach efforts.

Refer to IDIS reports to describe the amount and use of program income for projects, including the number of projects and owner and tenant characteristics

| IDIS # | Name | Amount Program Income | Date Completed IDIS | Size | Median Income | Occupant | Activity and comments |
|--------|--------------------------|-----------------------|---------------------|------|---------------|----------|-----------------------|
| 18480 | Lizette Santiago Pacheco | \$17,280.45 | 6/10/22 | 1 | 30 to 50% | Owner | Homebuyer Assistance |
| 18954 | Madeline Santiago Colón | \$27,233.03 | 6/15/22 | 2 | 60 to 80% | Owner | Homebuyer Assistance |
| Total | | \$44,513.48 | | | | | |

Describe other actions taken to foster and maintain affordable housing. 91.220(k) (STATES ONLY: Including the coordination of LIHTC with the development of affordable housing). 91.320(j)

During the past years the government of Puerto Rico has placed strong efforts in creating and preserving affordable housing units. This has required the collaboration of multiple agencies and non-for-profit organizations. The State CDBG program, along with the HOME program has added multiple housing units to the market. These actions and market conditions have served as an incentive for local developers to transition to this market segment, due to its high demand and the change in the socioeconomic landscape. Progress can be partially attributed to the efforts undertaken by the state to combine multiple funding sources (Low-Income Housing Tax Credits, Private Loans, etc.) under a coherent affordable housing strategy. Private developers, along with municipalities have been key actors in supplying affordable housing units.

CR-55 - HOPWA 91.520(e)

Identify the number of individuals assisted and the types of assistance provided

Table for report on the one-year goals for the number of households provided housing through the use of HOPWA activities for: short-term rent, mortgage, and utility assistance payments to prevent homelessness of the individual or family; tenant-based rental assistance; and units provided in housing facilities developed, leased, or operated with HOPWA funds.

| Number of Households Served Through: | One-year Goal | Actual |
|--|---------------|--------|
| Short-term rent, mortgage, and utility assistance to prevent homelessness of the individual or family | 70 | 70 |
| Tenant-based rental assistance | 120 | 100 |
| Units provided in permanent housing facilities developed, leased, or operated with HOPWA funds | 210 | 100 |
| Units provided in transitional short-term housing facilities developed, leased, or operated with HOPWA funds | 420 | 692 |
| Total | 820 | 962 |

Table 14 – HOPWA Number of Households Served

Narrative

As show in the above table the State exceeded the one-year goals for the HOPWA Program. The following are the highlights of each activity funded with HOPWA funds.

- **Tenant-Based Rental Assistance (TBRA) Program:** The TBRA program provides tenant-based rental assistance to eligible individuals until they are able to secure other affordable and stable housing. This activity was undertaken by eleven (11) Municipalities. The amount allocated to this activity was \$849,040.00 to the provision of housing assistance to eligible participants. A total of \$424,578.87.
- **Short-Term Rent, Mortgage, and Utilities (STRMU) Assistance Program:** The STRMU program provides short-term rent, mortgage, and utility payments to eligible individuals for a maximum of 21 weeks of assistance in a 52-week period. This is a time-limited assistance designed to prevent homelessness and increase housing stability. During the reported program year these services were spread through 3 geographical regions within the Puerto Rico jurisdiction. The amount allocated to this activity was \$258,382.00 and the total amount draw was \$167,260.03.
- **Supportive Services Program:** Under this program supportive services and housing are offered by nonprofit organizations via contracts with the MSJ. Supportive services including health care, mental health assessment, permanent housing placement, drug and alcohol abuse treatment and

counseling, day care, personal assistance, nutritional services, intensive care when required, and assistance in gaining access to local, state, and federal government benefits and services, were also provided to HOPWA recipients. Most services are provided in a residential setting. The total amount allocated for Supportive Services was \$998,151.16. Of the amount allocated to supportive services, the amount of \$235,657.08 corresponds to the CARES Act funds. A total of \$572,185.43 were disbursed for this activity.

- **Transitional Housing:** This category includes temporary housing, hospice care, permanent housing for chronically ill mental patients, and other types of housing with supportive services to maintain clients' quality of life. The total amount allocated for Transitional Housing was \$710,238.00. A total of \$495,256.49 were disbursed for this activity.

CR-56 - HTF 91.520(h)

Describe the extent to which the grantee complied with its approved HTF allocation plan and the requirements of 24 CFR part 93.

HTF funds have been allocated to multifamily rental projects. There is one project still under construction or rehabilitation (Rio Plata Development in Comerío PR) which is expected to be completed during December 2022. The other multifamily rental project who received HTF funds is Paraíso Dorado in the municipality of Dorado PR.

The following reasons for the delay in their construction or rehabilitation included:

1) Paraíso Dorado – Delays due to rain and Covid-19 Pandemic. Project was completed and occupied during February 2022.

2) Rio Plata Development – Difference in the recognition of ADA, Fair Housing and 504 Section of the Rehabilitation Act. Voluntary Compliance Agreement (VCA) between HUD and Rio Plata Development was signed and fully implement. Additional funds from HTF and LIHTC was allocated for the construction of five (5) additional units for handicapped individuals and the rehabilitation of common areas to comply with VCA. Substantial completion is expected for December 2022.

| Tenure Type | 0 – 30% AMI | 0% of 30+ to poverty line (when poverty line is higher than 30% AMI) | % of the higher of 30+ AMI or poverty line to 50% AMI | Total Occupied Units | Units Completed, Not Occupied | Total Completed Units |
|-------------|-------------|--|---|----------------------|-------------------------------|-----------------------|
| Rental | 0 | 0 | 0 | 0 | 0 | 0 |
| Homebuyer | 0 | 0 | 0 | 0 | 0 | 0 |

Table 15 - CR-56 HTF Units in HTF activities completed during the period

CR-58 – Section 3

Identify the number of individuals assisted and the types of assistance provided

| Total Labor Hours | CDBG | HOME | ESG | HOPWA | HTF |
|---------------------------------------|-------------|-------------|------------|--------------|------------|
| Total Number of Activities | 0 | 0 | 0 | 0 | 0 |
| Total Labor Hours | | | | | |
| Total Section 3 Worker Hours | | | | | |
| Total Targeted Section 3 Worker Hours | | | | | |

Table 15 – Total Labor Hours

| Qualitative Efforts - Number of Activities by Program | CDBG | HOME | ESG | HOPWA | HTF |
|---|-------------|-------------|------------|--------------|------------|
| Outreach efforts to generate job applicants who are Public Housing Targeted Workers | | | | | |
| Outreach efforts to generate job applicants who are Other Funding Targeted Workers. | | | | | |
| Direct, on-the job training (including apprenticeships). | | | | | |
| Indirect training such as arranging for, contracting for, or paying tuition for, off-site training. | | | | | |
| Technical assistance to help Section 3 workers compete for jobs (e.g., resume assistance, coaching). | | | | | |
| Outreach efforts to identify and secure bids from Section 3 business concerns. | | | | | |
| Technical assistance to help Section 3 business concerns understand and bid on contracts. | | | | | |
| Division of contracts into smaller jobs to facilitate participation by Section 3 business concerns. | | | | | |
| Provided or connected residents with assistance in seeking employment including: drafting resumes, preparing for interviews, finding job opportunities, connecting residents to job placement services. | | | | | |
| Held one or more job fairs. | | | | | |
| Provided or connected residents with supportive services that can provide direct services or referrals. | | | | | |
| Provided or connected residents with supportive services that provide one or more of the following: work readiness health screenings, interview clothing, uniforms, test fees, transportation. | | | | | |
| Assisted residents with finding child care. | | | | | |
| Assisted residents to apply for, or attend community college or a four year educational institution. | | | | | |
| Assisted residents to apply for, or attend vocational/technical training. | | | | | |
| Assisted residents to obtain financial literacy training and/or coaching. | | | | | |
| Bonding assistance, guaranties, or other efforts to support viable bids from Section 3 business concerns. | | | | | |
| Provided or connected residents with training on computer use or online technologies. | | | | | |
| Promoting the use of a business registry designed to create opportunities for disadvantaged and small businesses. | | | | | |
| Outreach, engagement, or referrals with the state one-stop system, as designed in Section 121(e)(2) of the Workforce Innovation and Opportunity Act. | | | | | |

| | | | | | |
|--------|--|--|--|--|--|
| Other. | | | | | |
|--------|--|--|--|--|--|

Table 16 – Qualitative Efforts - Number of Activities by Program

Narrative

For HOPWA, Section 3 requirements are applicable only to Facility Based Housing Subsidy Development activities that receive more than \$200,000 of assistance, including those that are funded with more than one HOPWA grant year, where HUD funds total more than \$200,000. As of today, the PRDOH don't have the Facility Based Housing Development activity.

CR-60 - ESG 91.520(g) (ESG Recipients only)

ESG Supplement to the CAPER in *e-snaps*

For Paperwork Reduction Act

1. Recipient Information—All Recipients Complete

Basic Grant Information

| | |
|---|-------------|
| Recipient Name | PUERTO RICO |
| Organizational DUNS Number | 140991105 |
| EIN/TIN Number | 660478790 |
| Identify the Field Office | CARIBBEAN |
| Identify CoC(s) in which the recipient or subrecipient(s) will provide ESG assistance | |

ESG Contacts

First contact

| | |
|-----------------|--------------------------------|
| Prefix: | Dr |
| First Name: | Carmen |
| Middle Initial: | A |
| Last Name: | Gonzalez-Magaz |
| Suffix: | |
| Title: | Secretary |
| Email: | C.gonzalezmagaz@familia.pr.gov |
| Address 1: | P O Box 11398 |
| Address 2: | |
| City: | San Juan |
| State: | PR |
| Zip Code: | 00910 - 1398 |
| Telephone: | 787-294-4900 Ext. 1252 |

Second contact

Prefix: Mrs
First Name: Argie
Middle Initial:
Last Name: DiÃaz
Suffix:
Title: ESG Program Executive Director
Email: argie.diaz@familia.pr.gov
Address 1: PO BOX 11398
Address 2:
City: SAN JUAN
State: PR
Zip Code: 00910 - 1398
Telephone: 787-294-4900 Ext. 1182

2. Reporting Period—All Recipients Complete

Program Year Start Date 07/01/2020
Program Year End Date 06/30/2021

3a. Subrecipient Form – Complete one form for each subrecipient

| | Entidad | 2021 | | | | | | FINAL ALLOCATION GRANT 2021 |
|----|--|----------------------|------------------------|-----------------|----------------------|-------------|---------------------|-----------------------------|
| | | Street Outreach 2021 | Emergency Shelter 2021 | Prevention 2021 | Rapid ReHousing 2021 | HMIS 2021 | Administrative 2021 | |
| 1 | AMIGOS, Inc. | \$ 7,852.60 | \$ - | \$ 15,289.66 | \$ 10,000.00 | \$ 2,000.00 | \$ 1,000.00 | \$ 36,142.26 |
| 2 | Casa de la Bondad, Inc. | \$ - | \$ 31,524.80 | \$ - | \$ 1,709.87 | \$ 1,000.00 | \$ 1,000.00 | \$ 35,234.67 |
| 3 | Casa del Peregrino Aguadilla, Inc. | | | | | | | |
| | Aguadilla | \$ 10,907.51 | \$ 70,493.51 | \$ - | \$ - | \$ 1,000.00 | \$ - | \$ 82,401.02 |
| | San José (Mayaguez) | \$ 8,623.63 | \$ 42,204.67 | \$ - | \$ - | \$ 1,000.00 | \$ - | \$ 51,828.30 |
| 4 | Centro Deambulantes Cristo Pobre, Inc. | \$ - | \$ 165,604.21 | \$ - | \$ 10,000.00 | \$ 2,000.00 | \$ 1,000.00 | \$ 178,604.21 |
| 5 | Coalición de Coaliciones Pro-Personas sin Hogar de Puerto Rico, Inc. | \$ - | \$ - | | \$ 50,000.00 | \$ 1,000.00 | \$ - | \$ 51,000.00 |
| 6 | Coalition Pro Homeless for the Eastern Area of PR, Inc. | | | | | | | |
| | Alfa y Omega | \$ 10,000.00 | \$ 40,000.00 | | | \$ 1,460.00 | | \$ 51,460.00 |
| | Sendero la Esperanza | | \$ 53,598.30 | | | \$ 1,000.00 | | \$ 54,598.30 |
| 7 | Corporación La Fondita de Jesús, Inc. | \$ 46,837.00 | \$ - | \$ - | \$ 5,724.00 | \$ 1,000.00 | \$ - | \$ 53,561.00 |
| 8 | Corporación SANOS, Inc. | \$ 13,532.14 | \$ - | \$ 15,467.86 | \$ - | \$ 6,000.00 | \$ - | \$ 35,000.00 |
| 9 | COSSMA, Inc. | \$ 14,000.00 | \$ - | \$ - | \$ - | \$ 1,000.00 | \$ - | \$ 15,000.00 |
| 10 | Estancia Corazón, Inc. | | | | | | | |
| | Hogar de Adultos | \$ 14,838.63 | \$ 38,752.28 | \$ - | \$ - | \$ 2,000.00 | \$ 1,000.00 | \$ 56,590.91 |
| | Plaza Corazón | \$ 27,825.05 | \$ - | \$ - | \$ 17,808.02 | \$ 2,000.00 | \$ 1,000.00 | \$ 48,633.07 |
| | Posada Corazón | \$ 10,580.02 | \$ 34,939.48 | \$ - | \$ - | \$ 2,000.00 | \$ 1,000.00 | \$ 48,499.50 |
| 11 | FUNDESCO, Inc. | \$ - | \$ 71,017.89 | \$ - | \$ 35,509.83 | \$ 4,053.55 | \$ 1,000.00 | \$ 111,581.28 |
| 12 | Guara-Bí, Inc. | | | | | | | \$ - |
| | Bartolo Joy | \$ 4,664.14 | \$ 78,190.22 | \$ - | \$ - | \$ 1,000.00 | \$ 1,000.00 | \$ 84,854.36 |
| | Manaya | \$ 5,445.99 | \$ 54,966.39 | \$ - | \$ - | \$ 1,000.00 | \$ 1,000.00 | \$ 62,412.38 |
| | Nafiao | \$ 92,081.23 | \$ - | \$ - | \$ - | \$ 1,000.00 | \$ 1,000.00 | \$ 94,081.33 |
| 13 | Hogar Ayuda El Refugio, Inc. | \$ 10,270.45 | \$ 32,968.21 | \$ - | \$ - | \$ 1,000.00 | \$ 1,000.00 | \$ 45,238.66 |
| 14 | Hogar Dios es Nuestro Refugio, Inc. | \$ - | \$ 155,391.64 | \$ - | \$ - | \$ 2,500.00 | \$ 1,000.00 | \$ 158,891.64 |
| 15 | Hogar Fortaleza del Caído, Inc. | | | | | | | |
| | Fajardo | \$ 12,062.90 | \$ 52,295.04 | \$ - | \$ - | \$ 1,000.00 | \$ - | \$ 65,357.94 |
| | Loiza | \$ 11,497.07 | \$ 31,184.85 | \$ - | \$ - | \$ 2,500.00 | \$ - | \$ 45,181.92 |
| 16 | Hogar Ruth para Mujeres Maltradas, Inc. | \$ - | \$ 135,379.84 | \$ 7,132.06 | \$ 50,085.82 | \$ 2,500.00 | \$ 2,200.00 | \$ 197,297.71 |
| 17 | Instituto Pre Vocacional e Industrial de Puerto Rico, Inc. | | | | | | | |
| | CAPROMUNI I | \$ - | \$ 62,950.46 | \$ 9,418.98 | \$ 5,046.28 | \$ 3,000.00 | \$ 1,000.00 | \$ 81,415.72 |
| | CAPROMUNI II | \$ - | \$ 30,000.00 | \$ - | \$ - | \$ 1,000.00 | \$ 1,000.00 | \$ 32,000.00 |
| | Dame Tu Mano | \$ 21,983.73 | \$ 82,524.36 | \$ 12,912.93 | \$ 2,518.52 | \$ 3,000.00 | \$ 1,000.00 | \$ 123,939.54 |

| | Entidad | Street Outreach 2021 | Emergency Shelter 2021 | Prevention 2021 | Rapid Rehousing 2021 | HMIS 2021 | Administrative 2021 | FINAL ALLOCATION GRANT 2021 |
|----|---|----------------------|------------------------|----------------------|----------------------|---------------------|--------------------------|-----------------------------|
| 18 | La Perla del Gran Precio, Inc. | \$ 70,000.00 | \$ - | \$ - | \$ - | \$ 1,000.00 | \$ 1,000.00 | \$ 72,000.00 |
| 19 | Ministerio Codech en Avance, Inc. | \$ - | \$ 36,137.25 | \$ - | \$ - | \$ 1,000.00 | \$ 1,000.00 | \$ 38,137.25 |
| 20 | Municipio de Barceloneta | \$ - | \$ - | \$ - | \$ - | \$ 1,000.00 | \$ 1,000.00 | \$ 2,000.00 |
| 21 | Municipio de Barranquitas | \$ - | \$ - | \$ 64,712.40 | \$ 12,000.00 | \$ 1,000.00 | \$ 1,000.00 | \$ 78,712.40 |
| 22 | Municipio de Cabo Rojo | \$ - | \$ - | \$ 11,209.93 | \$ - | \$ 1,000.00 | \$ 500.00 | \$ 12,709.93 |
| 23 | Municipio de Camuy | \$ - | \$ - | \$ 17,535.49 | \$ 14,043.05 | \$ 1,000.00 | \$ - | \$ 32,578.54 |
| 24 | Municipio de Carolina | \$ 26,969.06 | \$ - | \$ 3,579.06 | \$ 13,725.79 | \$ 2,000.00 | \$ 1,000.00 | \$ 47,273.92 |
| 25 | Municipio de Guayanilla | \$ - | \$ - | \$ 10,000.00 | \$ 10,000.00 | \$ 1,000.00 | \$ 1,214.19 | \$ 22,214.19 |
| 26 | Municipio de Hormigueros | \$ - | \$ - | \$ 29,001.21 | \$ 13,279.13 | \$ 1,000.00 | \$ 1,200.00 | \$ 44,480.34 |
| 27 | Municipio de Humacao | \$ - | \$ - | \$ 35,479.60 | \$ 18,095.32 | \$ 1,000.00 | \$ 1,000.00 | \$ 55,574.92 |
| 28 | Municipio de Jayuya | \$ - | \$ - | \$ 4,256.35 | \$ 8,243.71 | \$ 1,000.00 | \$ 1,000.00 | \$ 14,500.06 |
| 29 | Municipio de Las Piedras | \$ - | \$ - | \$ 41,282.35 | \$ - | \$ 1,250.00 | \$ 1,000.00 | \$ 43,512.35 |
| 30 | Municipio de Mayaguez | \$ - | \$ - | \$ - | \$ - | | | \$ - |
| 31 | Municipio de Morovis | \$ - | \$ - | \$ 17,683.52 | \$ 14,955.06 | \$ 2,500.00 | \$ 1,000.00 | \$ 36,138.58 |
| 32 | Municipio de Orocovis | \$ - | \$ - | \$ 45,271.79 | \$ 5,438.18 | \$ 1,000.00 | \$ 1,000.00 | \$ 52,709.97 |
| 33 | Municipio de Ponce | \$ - | \$ - | \$ 14,434.94 | \$ 7,217.47 | \$ 1,000.00 | \$ 1,000.00 | \$ 23,652.42 |
| 34 | Municipio de San Juan | \$ 131,983.39 | \$ 87,511.53 | \$ - | \$ 120,369.44 | \$ 2,000.00 | | \$ 341,864.37 |
| 35 | Municipio de San Lorenzo | \$ - | \$ - | \$ 13,723.63 | cx | \$ 2,021.93 | \$ 1,000.00 | \$ 16,745.56 |
| 36 | Municipio de Utuado | | \$ 24,220.55 | \$ - | \$ - | \$ 1,000.00 | | \$ 25,220.55 |
| 37 | Municipio de Vega Baja | \$ 7,198.84 | \$ - | \$ 27,549.71 | \$ 10,694.70 | \$ 1,000.00 | \$ 1,200.00 | \$ 47,643.25 |
| 38 | Municipio de Yabucoa | \$ - | \$ - | \$ 22,158.65 | \$ 29,528.82 | \$ 1,000.00 | \$ 1,000.00 | \$ 53,687.48 |
| | Red por los Derechos de la Niñez y la Juventud de Puerto Rico, Inc. | \$ - | \$ 19,333.12 | \$ - | \$ 29,666.88 | \$ 2,000.00 | \$ - | \$ 51,000.00 |
| 40 | Solo Por Hoy, Inc. | \$ 78,558.61 | \$ - | \$ 20,710.41 | \$ 56,874.37 | \$ 5,000.00 | \$ 1,200.00 | \$ 162,343.39 |
| 41 | Teen Challenge de Puerto Rico, Inc. | | | | | | | |
| | Arecibo | \$ - | \$ 16,666.67 | \$ - | \$ - | \$ 3,000.00 | | \$ 19,666.67 |
| | Bayamón | \$ 11,970.70 | \$ 16,666.67 | \$ - | \$ - | \$ 3,000.00 | | \$ 31,637.37 |
| | Buena Vista | \$ - | \$ 16,666.67 | \$ - | \$ - | \$ 3,000.00 | | \$ 19,666.67 |
| | Totales | \$ 649,662.80 | \$ 1,481,188.64 | \$ 438,790.56 | \$ 552,534.26 | \$ 88,785.48 | \$ 35,514.19 | \$ 3,320,576.79 |
| | | | | | | | Administrativo DF | \$ 230,842.24 |
| | | | | | | | Total Grant | \$ 3,551,419.00 |

CR-65 - Persons Assisted – VER INFORME SAGE (APPENDIX)

4. Persons Served

4a. Complete for Homelessness Prevention Activities

| Number of Persons in Households | Total |
|---------------------------------|----------|
| Adults | 0 |
| Children | 0 |
| Don't Know/Refused/Other | 0 |
| Missing Information | 0 |
| Total | 0 |

Table 16 – Household Information for Homeless Prevention Activities

4b. Complete for Rapid Re-Housing Activities

| Number of Persons in Households | Total |
|---------------------------------|----------|
| Adults | 0 |
| Children | 0 |
| Don't Know/Refused/Other | 0 |
| Missing Information | 0 |
| Total | 0 |

Table 17 – Household Information for Rapid Re-Housing Activities

4c. Complete for Shelter

| Number of Persons in Households | Total |
|---------------------------------|----------|
| Adults | 0 |
| Children | 0 |
| Don't Know/Refused/Other | 0 |
| Missing Information | 0 |
| Total | 0 |

Table 18 – Shelter Information

4d. Street Outreach

| Number of Persons in Households | Total |
|--|--------------|
| Adults | 0 |
| Children | 0 |
| Don't Know/Refused/Other | 0 |
| Missing Information | 0 |
| Total | 0 |

Table 19 – Household Information for Street Outreach

4e. Totals for all Persons Served with ESG

| Number of Persons in Households | Total |
|--|--------------|
| Adults | 0 |
| Children | 0 |
| Don't Know/Refused/Other | 0 |
| Missing Information | 0 |
| Total | 0 |

Table 20 – Household Information for Persons Served with ESG

5. Gender—Complete for All Activities

| | Total |
|--------------------------|--------------|
| Male | 0 |
| Female | 0 |
| Transgender | 0 |
| Don't Know/Refused/Other | 0 |
| Missing Information | 0 |
| Total | 0 |

Table 21 – Gender Information

6. Age—Complete for All Activities

| | Total |
|--------------------------|--------------|
| Under 18 | 0 |
| 18-24 | 0 |
| 25 and over | 0 |
| Don't Know/Refused/Other | 0 |
| Missing Information | 0 |
| Total | 0 |

Table 22 – Age Information

7. Special Populations Served—Complete for All Activities

Number of Persons in Households

| Subpopulation | Total | Total Persons Served – Prevention | Total Persons Served – RRH | Total Persons Served in Emergency Shelters |
|-----------------------------------|--------------|--|-----------------------------------|---|
| Veterans | 0 | 0 | 0 | 0 |
| Victims of Domestic Violence | 0 | 0 | 0 | 0 |
| Elderly | 0 | 0 | 0 | 0 |
| HIV/AIDS | 0 | 0 | 0 | 0 |
| Chronically Homeless | 0 | 0 | 0 | 0 |
| Persons with Disabilities: | | | | |
| Severely Mentally Ill | 0 | 0 | 0 | 0 |
| Chronic Substance Abuse | 0 | 0 | 0 | 0 |
| Other Disability | 0 | 0 | 0 | 0 |
| Total (Unduplicated if possible) | 0 | 0 | 0 | 0 |

Table 23 – Special Population Served

CR-70 – ESG 91.520(g) - Assistance Provided and Outcomes

10. Shelter Utilization

| | |
|--------------------------------------|---------|
| Number of New Units - Rehabbed | 0 |
| Number of New Units - Conversion | 0 |
| Total Number of bed-nights available | 137,287 |
| Total Number of bed-nights provided | 56,131 |
| Capacity Utilization | 86% |

Table 24 – Shelter Capacity

11. Project Outcomes Data measured under the performance standards developed in consultation with the CoC(s)

As required by the regulation applicable for the consolidated planning process, the PR Department of the Family, as a recipient of ESG Funds, carried out a consultation with the two continuum of care systems, PR-502 and PR-503. The consultation for the 2020 Action Plan was carried out through focus group sessions, held on May 28 and July 4, 2020, and had the objective of receiving input on:

- Changes in the needs and characteristics of the homeless population.
- Distribution of funds by activity type and geographical area.
- Development of performance standards to evaluate the results of programs and activities.
- Development of policies and procedures for the administration and management of the Homeless Management Information System (HMIS), in which they are required to participate.

The actions undertaken by the State during PY 2021 were aligned with the recommendations obtained from both CoCs. The following are the main results of the actions undertaken by the State:

- Measurement of the number of persons served by activity type.
- Monitoring of outcomes related to:
 - Level of occupancy in shelters;
 - Exits to permanent housing;
 - Number of persons with an income increase; and
 - Number of persons with increased access to mainstream benefits.

The above data was obtained from the HMIS individual reports by the corresponding CoCs.

CR-75 – Expenditures

11. Expenditures

11a. ESG Expenditures for Homelessness Prevention

| | Dollar Amount of Expenditures in Program Year | | |
|---|---|--------------------|--------------------|
| | 2019 | 2020 | 2021 |
| Expenditures for Rental Assistance | \$98,747.85 | \$40,804.45 | \$23,215.99 |
| Expenditures for Housing Relocation and Stabilization Services - Financial Assistance | \$54,464.89 | \$15,927.67 | \$1,795.05 |
| Expenditures for Housing Relocation & Stabilization Services - Services | \$15,560.04 | \$21,498.84 | \$4,762.31 |
| Expenditures for Homeless Prevention under Emergency Shelter Grants Program | \$0.00 | \$0.00 | \$0.00 |
| Subtotal Homelessness Prevention | \$168,772.78 | \$78,230.96 | \$29,773.35 |

Table 25 – ESG Expenditures for Homelessness Prevention

11b. ESG Expenditures for Rapid Re-Housing

| | Dollar Amount of Expenditures in Program Year | | |
|---|---|---------------------|--------------------|
| | 2019 | 2020 | 2021 |
| Expenditures for Rental Assistance | \$190,964.64 | \$89,255.59 | \$22,811.17 |
| Expenditures for Housing Relocation and Stabilization Services - Financial Assistance | \$37,007.09 | \$13,780.30 | \$0.00 |
| Expenditures for Housing Relocation & Stabilization Services - Services | \$59,343.92 | \$34,726.01 | \$6,926.04 |
| Expenditures for Homeless Assistance under Emergency Shelter Grants Program | \$0.00 | \$0.00 | \$0.00 |
| Subtotal Rapid Re-Housing | \$287,315.65 | \$137,761.90 | \$29,737.21 |

Table 26 – ESG Expenditures for Rapid Re-Housing

11c. ESG Expenditures for Emergency Shelter

| | Dollar Amount of Expenditures in Program Year | | |
|--------------------|---|-----------------------|---------------------|
| | 2019 | 2020 | 2021 |
| Essential Services | \$106,688.04 | \$671,235.90 | \$164,616.55 |
| Operations | \$165,999.03 | \$349,290.49 | \$157,991.99 |
| Renovation | \$0.00 | \$0.00 | \$0.00 |
| Major Rehab | \$0.00 | \$0.00 | \$0.00 |
| Conversion | \$0.00 | \$0.00 | \$0.00 |
| Subtotal | \$272,687.07 | \$1,020,526.39 | \$322,608.54 |

Table 27 – ESG Expenditures for Emergency Shelter

11d. Other Grant Expenditures

| | Dollar Amount of Expenditures in Program Year | | |
|-----------------|---|--------------|-------------|
| | 2019 | 2020 | 2021 |
| Street Outreach | \$115,266.70 | \$529,354.76 | \$33,784.82 |
| HMIS | \$117,426.98 | \$21,184.39 | \$4,307.57 |
| Administration | \$30,170.90 | \$15,283.27 | \$2,573.21 |

Table 28 - Other Grant Expenditures

11e. Total ESG Grant Funds

| Total ESG Funds Expended | 2019 | 2020 | 2021 |
|--------------------------|---------------------|-----------------------|---------------------|
| | \$991,640.08 | \$1,802,341.67 | \$422,784.70 |

Table 29 - Total ESG Funds Expended

11f. Match Source

| | 2019 | 2020 | 2021 |
|---------------------------|---------------------|-----------------------|-----------------------|
| Other Non-ESG HUD Funds | \$4,251.23 | \$64,925.83 | \$16,303.39 |
| Other Federal Funds | \$185,410.53 | \$765,228.43 | \$452,092.45 |
| State Government | \$41,440.94 | \$78,612.37 | \$9,720.97 |
| Local Government | \$935.35 | \$381,181.02 | \$262,020.79 |
| Private Funds | \$23,762.88 | \$205,963.39 | \$105,257.49 |
| Other | \$166,972.83 | \$340,160.97 | \$158,159.06 |
| Fees | \$ - | \$ - | \$ - |
| Program Income | \$ - | \$ - | \$ - |
| Total Match Amount | \$422,773.76 | \$1,836,072.01 | \$1,003,554.15 |

Table 30 - Other Funds Expended on Eligible ESG Activities

11g. Total

| Total Amount of Funds Expended on ESG Activities | 2019 | 2020 | 2021 |
|--|----------------|----------------|----------------|
| | \$1,414,413.84 | \$3,638,413.68 | \$1,426,338.85 |

Table 31 - Total Amount of Funds Expended on ESG Activities

CAPER Aggregator 2.0

Uses data only from CAPER's submitted to HUD. Aggregates data from multiple CAPERs by selected criteria (project type and/or specific question).

If you attempt to pull an entire CAPER, especially aggregating over many ESGs, you may have to wait several minutes for the result. Use the "Email me" button to run the report and email you the results when it's complete. You can navigate to other pages in Sage while that's running.

"Year" means the year of the start date for the submission.

Report criteria

Year

Recipient - ESG Grant (1 selected) Search this list: Selected: ESG: Puerto Rico Nonentitlement - PR

TIP: Hold down the CTRL key on the keyboard and click with the mouse in order to select more than one Recipient - ESG Grant.

CAPER Project Type

TIP: Hold down the CTRL key on the keyboard and click with the mouse in order to select more than one choice.

- (all)
- Day Shelter
- Emergency Shelter
- Homelessness Prevention
- PH - Rapid Re-Housing
- Street Outreach
- Transitional Housing
- archived -
- Coordinated Assessment Services Only

View report as Aggregate / summary Details / data Both aggregate and details

Grant List

Showing 1 to 1 of 1 entries Show entries Filter:

| Jurisdiction | Type | Start Date | End Date | Current Status |
|--------------|-------|------------|-----------|----------------|
| | CAPER | 7/1/2021 | 6/30/2022 | Submitted |

Showing 1 to 1 of 1 entries Show entries Previous Next

Q04a: Project Identifiers in HMIS

ⓘ Please select details mode in the filters above to see Q4 information.

CAPER-CSV uploads containing multiple project rows in Q4 will display as separate rows here using the same value in Project Info Row ID.

Q05a: Report Validations Table

| Jurisdiction | Type | Start Date | End Date | Current Status |
|---|------|------------|----------|----------------|
| Number of Adults (Age 18 or Over) | 1990 | | | |
| Number of Children (Under Age 18) | 478 | | | |
| Number of Persons with Unknown Age | 2 | | | |
| Number of Leavers | 1855 | | | |
| Number of Adult Leavers | 1487 | | | |
| Number of Adult and Head of Household Leavers | 1490 | | | |
| Number of Stayers | 615 | | | |
| Number of Adult Stayers | 503 | | | |
| Number of Veterans | 17 | | | |
| Number of Chronically Homeless Persons | 342 | | | |
| Number of Youth Under Age 25 | 193 | | | |
| Number of Parenting Youth Under Age 25 with Children | 61 | | | |
| Number of Adult Heads of Household | 1855 | | | |
| Number of Child and Unknown-Age Heads of Household | 4 | | | |
| Heads of Households and Adult Stayers in the Project 365 Days or More | 111 | | | |

Q06a: Data Quality: Personally Identifying Information (PII)

| Data Element | Client Doesn't Know/Refused | Information Missing | Data Issues | Total | % of Error Rate |
|------------------------|-----------------------------|---------------------|-------------|-------|-----------------|
| Name | 0 | 0 | 0 | 0 | 0% |
| Social Security Number | 39 | 20 | 29 | 88 | 3.56% |
| Date of Birth | 2 | 0 | 13 | 15 | 0.61% |
| Race | 4 | 0 | | 4 | 0.16% |
| Ethnicity | 0 | 1 | | 1 | 0.04% |
| Gender | 0 | 1 | | 1 | 0.04% |
| Overall Score | | | | 103 | 4.17% |

Numbers in *green italics* have been recalculated or weighted based on available totals.

Q06b: Data Quality: Universal Data Elements

| Data Element | Error Count | % of Error Rate |
|-----------------------------------|-------------|-----------------|
| Veteran Status | 2 | 0.10% |
| Project Start Date | 2 | 0.08% |
| Relationship to Head of Household | 1 | 0.04% |
| Client Location | 4 | 0.22% |
| Disabling Condition | 9 | 0.36% |

Numbers in *green italics* have been recalculated or weighted based on available totals.

Q06c: Data Quality: Income and Housing Data Quality

| Data Element | Error Count | % of Error Rate |
|---|-------------|-----------------|
| Destination | 33 | 1.78% |
| Income and Sources at Start | 35 | 1.76% |
| Income and Sources at Annual Assessment | 41 | 36.94% |
| Income and Sources at Exit | 21 | 1.41% |

Numbers in *green italics* have been recalculated or weighted based on available totals.

Q06d: Data Quality: Chronic Homelessness

| Entering into project type | Count of Total Records | Missing Time in Institution | Missing Time in Housing | Approximate Date Started DK/R/missing | Number of Times DK/R/missing | Number of Months DK/R/missing | % of Records Unable to Calculate |
|----------------------------|------------------------|-----------------------------|-------------------------|---------------------------------------|------------------------------|-------------------------------|----------------------------------|
| ES, SH, Street Outreach | 1127 | 0 | 0 | 3 | 18 | 24 | 2.40% |
| TH | 0 | 0 | 0 | 0 | 0 | 0 | 0 |
| PH (All) | 357 | 0 | 0 | 0 | 2 | 5 | 1.68% |
| Total | 1484 | | | | | | 2.22% |

Numbers in *green italics* have been recalculated or weighted based on available totals.

Q06e: Data Quality: Timeliness

| Time for Record Entry | Number of Project Start Records | Number of Project Exit Records |
|-----------------------|---------------------------------|--------------------------------|
| 0 days | 1116 | 909 |
| 1-3 Days | 446 | 295 |
| 4-6 Days | 123 | 87 |
| 7-10 Days | 65 | 51 |
| 11+ Days | 418 | 496 |

Q06f: Data Quality: Inactive Records: Street Outreach & Emergency Shelter

| Data Element | # of Records | # of Inactive Records | % of Inactive Records |
|--|--------------|-----------------------|-----------------------|
| Contact (Adults and Heads of Household in Street Outreach or ES - NBN) | 103 | 76 | 73.79% |
| Bed Night (All Clients in ES - NBN) | 0 | 0 | 0 |

Numbers in *green italics* have been recalculated or weighted based on available totals.

Q07a: Number of Persons Served

| | Total | Without Children | With Children and Adults | With Only Children | Unknown Household Type |
|---|-------|------------------|--------------------------|--------------------|------------------------|
| Adults | 2523 | 2195 | 327 | | 1 |
| Children | 478 | | 475 | 3 | 0 |
| Client Doesn't Know/ Client Refused | 10 | 0 | 0 | 0 | 10 |
| Data Not Collected | 79 | 0 | 0 | 0 | 79 |
| Total | 3090 | 2195 | 802 | 3 | 90 |
| For PSH & RRH – the total persons served who moved into housing | 672 | 514 | 156 | 2 | 0 |

Q07b: Point-in-Time Count of Persons on the Last Wednesday

| | Total | Without Children | With Children and Adults | With Only Children | Unknown Household Type |
|---------|-------|------------------|--------------------------|--------------------|------------------------|
| January | 515 | 405 | 96 | 0 | 14 |
| April | 557 | 470 | 85 | 0 | 2 |
| July | 605 | 473 | 111 | 0 | 21 |
| October | 625 | 518 | 88 | 0 | 19 |

Q08a: Households Served

| | Total | Without Children | With Children and Adults | With Only Children | Unknown Household Type |
|--|-------|------------------|--------------------------|--------------------|------------------------|
| Total Households | 2475 | 2116 | 269 | 2 | 88 |
| For PSH & RRH – the total households served who moved into housing | 231 | 201 | 30 | 0 | 0 |

Q08b: Point-in-Time Count of Households on the Last Wednesday

| | Total | Without Children | With Children and Adults | With Only Children | Unknown Household Type |
|---------|-------|------------------|--------------------------|--------------------|------------------------|
| January | 507 | 432 | 61 | 0 | 14 |
| April | 581 | 515 | 64 | 0 | 2 |
| July | 591 | 508 | 62 | 0 | 21 |
| October | 643 | 557 | 66 | 1 | 19 |

Q09a: Number of Persons Contacted



| Number of Persons Contacted | All Persons Contacted | First contact – NOT staying on the Streets, ES, or SH | First contact – WAS staying on Streets, ES, or SH | First contact – Worker unable to determine |
|-----------------------------|-----------------------|---|---|--|
| Once | 716 | 57 | 654 | 5 |
| 2-5 Times | 324 | 23 | 281 | 20 |
| 6-9 Times | 8 | 0 | 5 | 3 |
| 10+ Times | 12 | 1 | 11 | 0 |
| Total Persons Contacted | 1060 | 81 | 951 | 28 |

Q09b: Number of Persons Engaged

| Number of Persons Engaged | All Persons Contacted | First contact – NOT staying on the Streets, ES, or SH | First contact – WAS staying on Streets, ES, or SH | First contact – Worker unable to determine |
|---------------------------|-----------------------|---|---|--|
| Once | 374 | 43 | 327 | 4 |
| 2-5 Contacts | 86 | 17 | 69 | 0 |
| 6-9 Contacts | 2 | 0 | 2 | 0 |
| 10+ Contacts | 0 | 0 | 0 | 0 |
| Total Persons Engaged | 462 | 60 | 398 | 4 |
| Rate of Engagement | <i>43.58%</i> | <i>74.07%</i> | <i>41.85%</i> | <i>14.29%</i> |

Numbers in *green italics* have been recalculated or weighted based on available totals.

Q10a: Gender of Adults

| | Total | Without Children | With Children and Adults | Unknown Household Type |
|--|-------|------------------|--------------------------|------------------------|
| Male | 1447 | 1393 | 54 | 0 |
| Female | 1041 | 768 | 273 | 0 |
| No Single Gender | 1 | 1 | 0 | 0 |
| Questioning | 0 | 0 | 0 | 0 |
| Transgender | 12 | 12 | 0 | 0 |
| Client Doesn't Know/Client Refused | 0 | 0 | 0 | 0 |
| Data Not Collected | 19 | 18 | 0 | 1 |
| Total | 2520 | 2192 | 327 | 1 |
| Trans Female (MTF or Male to Female)  | | | | |
| Trans Male (FTM or Female to Male)  | | | | |

 Effective 10/1/2021, this table contains a consolidated Transgender row which includes the sum of data from the previously separate Transgender rows, tagged with .

Q10b: Gender of Children

| | Total | With Children and Adults | With Only Children | Unknown Household Type |
|--------------------------------------|-------|--------------------------|--------------------|------------------------|
| Male | 248 | 245 | 3 | 0 |
| Female | 230 | 230 | 0 | 0 |
| No Single Gender | 0 | 0 | 0 | 0 |
| Questioning | 0 | 0 | 0 | 0 |
| Transgender | 0 | 0 | 0 | 0 |
| Client Doesn't Know/Client Refused | 0 | 0 | 0 | 0 |
| Data Not Collected | 0 | 0 | 0 | 0 |
| Total | 478 | 475 | 3 | 0 |
| Trans Female (MTF or Male to Female) | | | | |
| Trans Male (FTM or Female to Male) | | | | |

Effective 10/1/2021, this table contains a consolidated Transgender row which includes the sum of data from the previously separate Transgender rows, tagged with .

Q10c: Gender of Persons Missing Age Information

| | Total | Without Children | With Children and Adults | With Only Children | Unknown Household Type |
|--------------------------------------|-------|------------------|--------------------------|--------------------|------------------------|
| Male | 12 | 0 | 0 | 0 | 12 |
| Female | 7 | 0 | 0 | 0 | 7 |
| No Single Gender | 0 | 0 | 0 | 0 | 0 |
| Questioning | 0 | 0 | 0 | 0 | 0 |
| Transgender | 0 | 0 | 0 | 0 | 0 |
| Client Doesn't Know/Client Refused | 0 | 0 | 0 | 0 | 0 |
| Data Not Collected | 66 | 0 | 0 | 0 | 66 |
| Total | 85 | 0 | 0 | 0 | 85 |
| Trans Female (MTF or Male to Female) | | | | | |
| Trans Male (FTM or Female to Male) | | | | | |

Effective 10/1/2021, this table contains a consolidated Transgender row which includes the sum of data from the previously separate Transgender rows, tagged with .

Q10d: Gender by Age Ranges

| | Total | Under Age 18 | Age 18-24 | Age 25-61 | Age 62 and over | Client Doesn't Know/ Client Refused | Data Not Collected |
|--------------------------------------|-------|--------------|-----------|-----------|-----------------|-------------------------------------|--------------------|
| Male | 1707 | 248 | 95 | 1190 | 162 | 8 | 4 |
| Female | 1278 | 230 | 163 | 817 | 61 | 2 | 5 |
| No Single Gender | 1 | 0 | 0 | 1 | 0 | 0 | 0 |
| Questioning | 0 | 0 | 0 | 0 | 0 | 0 | 0 |
| Transgender | 12 | 0 | 0 | 12 | 0 | 0 | 0 |
| Client Doesn't Know/Client Refused | 0 | 0 | 0 | 0 | 0 | 0 | 0 |
| Data Not Collected | 85 | 0 | 1 | 10 | 8 | 0 | 66 |
| Total | 3083 | 478 | 259 | 2030 | 231 | 10 | 75 |
| Trans Female (MTF or Male to Female) | | | | | | | |
| Trans Male (FTM or Female to Male) | | | | | | | |

Effective 10/1/2021, this table contains a consolidated Transgender row which includes the sum of data from the previously separate Transgender rows, tagged with .

Q11: Age

| | Total | Without Children | With Children and Adults | With Only Children | Unknown Household Type |
|------------------------------------|-------------|------------------|--------------------------|--------------------|------------------------|
| Under 5 | 188 | 0 | 186 | 2 | 0 |
| 5 - 12 | 203 | 0 | 202 | 1 | 0 |
| 13 - 17 | 87 | 0 | 87 | 0 | 0 |
| 18 - 24 | 259 | 173 | 86 | 0 | 0 |
| 25 - 34 | 522 | 380 | 141 | 0 | 1 |
| 35 - 44 | 618 | 536 | 82 | 0 | 0 |
| 45 - 54 | 541 | 525 | 16 | 0 | 0 |
| 55 - 61 | 349 | 348 | 1 | 0 | 0 |
| 62+ | 234 | 233 | 1 | 0 | 0 |
| Client Doesn't Know/Client Refused | 10 | 0 | 0 | 0 | 10 |
| Data Not Collected | 79 | 0 | 0 | 0 | 79 |
| Total | 3090 | 2195 | 802 | 3 | 90 |

Q12a: Race

| | Total | Without Children | With Children and Adults | With Only Children | Unknown Household Type |
|---|-------------|------------------|--------------------------|--------------------|------------------------|
| White | 1529 | 1017 | 509 | 2 | 1 |
| Black, African American, or African | 499 | 381 | 117 | 0 | 1 |
| Asian or Asian American | 6 | 5 | 1 | 0 | 0 |
| American Indian, Alaska Native, or Indigenous | 81 | 57 | 24 | 0 | 0 |
| Native Hawaiian or Pacific Islander | 3 | 3 | 0 | 0 | 0 |
| Multiple Races | 867 | 708 | 150 | 1 | 8 |
| Client Doesn't Know/Client Refused | 4 | 3 | 1 | 0 | 0 |
| Data Not Collected | 101 | 21 | 0 | 0 | 80 |
| Total | 3090 | 2195 | 802 | 3 | 90 |

Q12b: Ethnicity

| | Total | Without Children | With Children and Adults | With Only Children | Unknown Household Type |
|------------------------------------|-------------|------------------|--------------------------|--------------------|------------------------|
| Non-Hispanic/Non-Latin(a)(o)(x) | 96 | 64 | 32 | 0 | 0 |
| Hispanic/Latin(a)(o)(x) | 2924 | 2125 | 770 | 3 | 26 |
| Client Doesn't Know/Client Refused | 0 | 0 | 0 | 0 | 0 |
| Data Not Collected | 70 | 6 | 0 | 0 | 64 |
| Total | 3090 | 2195 | 802 | 3 | 90 |

Q13a1: Physical and Mental Health Conditions at Entry

| | Total Persons | Without Children | Adults in HH with Children & Adults | Children in HH with Children & Adults | With Children and Adults | With Only Children | Unknown Household Type |
|---|---------------|------------------|-------------------------------------|---------------------------------------|--------------------------|--------------------|------------------------|
| Mental Health Disorder | 891 | 807 | 47 | 13 | | 1 | 1 |
| Alcohol Use Disorder | 109 | 102 | 1 | 0 | | 0 | 1 |
| Drug Use Disorder | 802 | 765 | 4 | 0 | | 0 | 4 |
| Both Alcohol Use and Drug Use Disorders | 140 | 134 | 0 | 0 | | 1 | 1 |
| Chronic Health Condition | 649 | 575 | 32 | 24 | | 1 | 0 |
| HIV/AIDS | 118 | 114 | 2 | 0 | | 0 | 0 |
| Developmental Disability | 133 | 115 | 3 | 13 | | 0 | 0 |
| Physical Disability | 299 | 265 | 13 | 9 | | 0 | 0 |

⌄ The "With Children and Adults" column is retired as of 10/1/2019 and replaced with the columns "Adults in HH with Children & Adults" and "Children in HH with Children & Adults".

Q13b1: Physical and Mental Health Conditions at Exit

| | Total Persons | Without Children | Adults in HH with Children & Adults | Children in HH with Children & Adults | With Children and Adults | With Only Children | Unknown Household Type |
|---|---------------|------------------|-------------------------------------|---------------------------------------|--------------------------|--------------------|------------------------|
| Mental Health Disorder | 671 | 619 | 41 | 10 | | 1 | 0 |
| Alcohol Use Disorder | 78 | 76 | 1 | 0 | | 0 | 1 |
| Drug Use Disorder | 573 | 567 | 5 | 0 | | 0 | 1 |
| Both Alcohol Use and Drug Use Disorders | 108 | 107 | 0 | 0 | | 1 | 0 |
| Chronic Health Condition | 488 | 438 | 29 | 20 | | 1 | 0 |
| HIV/AIDS | 92 | 89 | 2 | 0 | | 1 | 0 |
| Developmental Disability | 101 | 90 | 2 | 9 | | 0 | 0 |
| Physical Disability | 232 | 214 | 14 | 4 | | 0 | 0 |

The "With Children and Adults" column is retired as of 10/1/2019 and replaced with the columns "Adults in HH with Children & Adults" and "Children in HH with Children & Adults".

Q13c1: Physical and Mental Health Conditions for Stayers

| | Total Persons | Without Children | Adults in HH with Children & Adults | Children in HH with Children & Adults | With Children and Adults | With Only Children | Unknown Household Type |
|---|---------------|------------------|-------------------------------------|---------------------------------------|--------------------------|--------------------|------------------------|
| Mental Health Disorder | 215 | 204 | 7 | 3 | | 0 | 1 |
| Alcohol Use Disorder | 28 | 28 | 0 | 0 | | 0 | 0 |
| Drug Use Disorder | 202 | 200 | 0 | 0 | | 0 | 2 |
| Both Alcohol Use and Drug Use Disorders | 32 | 32 | 0 | 0 | | 0 | 0 |
| Chronic Health Condition | 155 | 145 | 5 | 5 | | 0 | 0 |
| HIV/AIDS | 28 | 28 | 0 | 0 | | 0 | 0 |
| Developmental Disability | 31 | 27 | 0 | 4 | | 0 | 0 |
| Physical Disability | 77 | 72 | 1 | 4 | | 0 | 0 |

The "With Children and Adults" column is retired as of 10/1/2019 and replaced with the columns "Adults in HH with Children & Adults" and "Children in HH with Children & Adults".

Q14a: Domestic Violence History

| | Total | Without Children | With Children and Adults | With Only Children | Unknown Household Type |
|------------------------------------|-------|------------------|--------------------------|--------------------|------------------------|
| Yes | 370 | 264 | 106 | 0 | 0 |
| No | 2095 | 1862 | 221 | 2 | 10 |
| Client Doesn't Know/Client Refused | 2 | 2 | 0 | 0 | 0 |
| Data Not Collected | 145 | 67 | 0 | 0 | 78 |
| Total | 2612 | 2195 | 327 | 2 | 88 |

Q14b: Persons Fleeing Domestic Violence

| | Total | Without Children | With Children and Adults | With Only Children | Unknown Household Type |
|------------------------------------|-------|------------------|--------------------------|--------------------|------------------------|
| Yes | 235 | 143 | 92 | 0 | 0 |
| No | 132 | 119 | 13 | 0 | 0 |
| Client Doesn't Know/Client Refused | 1 | 1 | 0 | 0 | 0 |
| Data Not Collected | 2 | 1 | 1 | 0 | 0 |
| Total | 370 | 264 | 106 | 0 | 0 |

Q15: Living Situation

| | Total | Without Children | With Children and Adults | With Only Children | Unknown Household Type |
|---|-------------|------------------|--------------------------|--------------------|------------------------|
| Homeless Situations | | | | | |
| Emergency shelter, including hotel or motel paid for with emergency shelter voucher | 96 | 83 | 13 | 0 | 0 |
| Transitional housing for homeless persons (including homeless youth) | 30 | 26 | 4 | 0 | 0 |
| Place not meant for habitation | 1540 | 1420 | 44 | 1 | 75 |
| Safe Haven | 2 | 2 | 0 | 0 | 0 |
| Host Home (non-crisis) | 2 | 1 | 1 | 0 | 0 |
| Interim Housing ☞ | | | | | |
| Subtotal | 1670 | 1532 | 62 | 1 | 75 |
| Institutional Settings | | | | | |
| Psychiatric hospital or other psychiatric facility | 33 | 33 | 0 | 0 | 0 |
| Substance abuse treatment facility or detox center | 24 | 24 | 0 | 0 | 0 |
| Hospital or other residential non-psychiatric medical facility | 21 | 21 | 0 | 0 | 0 |
| Jail, prison or juvenile detention facility | 28 | 28 | 0 | 0 | 0 |
| Foster care home or foster care group home | 1 | 1 | 0 | 0 | 0 |
| Long-term care facility or nursing home | 4 | 4 | 0 | 0 | 0 |
| Residential project or halfway house with no homeless criteria | 18 | 13 | 5 | 0 | 0 |
| Subtotal | 129 | 124 | 5 | 0 | 0 |
| Other Locations | | | | | |
| Permanent housing (other than RRH) for formerly homeless persons | 18 | 17 | 1 | 0 | 0 |
| Owned by client, no ongoing housing subsidy | 25 | 19 | 6 | 0 | 0 |
| Owned by client, with ongoing housing subsidy | 13 | 7 | 6 | 0 | 0 |
| Rental by client, with RRH or equivalent subsidy | 14 | 10 | 4 | 0 | 0 |
| Rental by client, with HCV voucher (tenant or project based) | 8 | 7 | 1 | 0 | 0 |
| Rental by client in a public housing unit | 21 | 17 | 4 | 0 | 0 |
| Rental by client, no ongoing housing subsidy | 198 | 122 | 76 | 0 | 0 |
| Rental by client, with VASH subsidy | 10 | 8 | 2 | 0 | 0 |
| Rental by client with GPD TIP subsidy | 0 | 0 | 0 | 0 | 0 |
| Rental by client, with other housing subsidy | 44 | 24 | 20 | 0 | 0 |
| Hotel or motel paid for without emergency shelter voucher | 4 | 3 | 1 | 0 | 0 |
| Staying or living in a friend's room, apartment or house | 88 | 76 | 12 | 0 | 0 |
| Staying or living in a family member's room, apartment or house | 350 | 221 | 127 | 1 | 1 |
| Client Doesn't Know/Client Refused | 0 | 0 | 0 | 0 | 0 |
| Data Not Collected | 20 | 8 | 0 | 0 | 12 |
| Subtotal | 813 | 539 | 260 | 1 | 13 |
| Total | 2612 | 2195 | 327 | 2 | 88 |

☞ Interim housing is retired as of 10/1/2019.

Q16: Cash Income - Ranges

| | Income at Start | Income at Latest Annual Assessment for Stayers | Income at Exit for Leavers |
|---|-----------------|--|----------------------------|
| No income | 1945 | 42 | 1382 |
| \$1 - \$150 | 94 | 7 | 77 |
| \$151 - \$250 | 60 | 2 | 37 |
| \$251 - \$500 | 133 | 2 | 108 |
| \$501 - \$1000 | 142 | 7 | 115 |
| \$1,001 - \$1,500 | 51 | 4 | 54 |
| \$1,501 - \$2,000 | 15 | 0 | 14 |
| \$2,001+ | 6 | 0 | 6 |
| Client Doesn't Know/Client Refused | 1 | 0 | 0 |
| Data Not Collected | 76 | 0 | 81 |
| Number of Adult Stayers Not Yet Required to Have an Annual Assessment | | 543 | |
| Number of Adult Stayers Without Required Annual Assessment | | 42 | |
| Total Adults | 2523 | 649 | 1874 |

Q17: Cash Income - Sources

| | Income at Start | Income at Latest Annual Assessment for Stayers | Income at Exit for Leavers |
|--|-----------------|--|----------------------------|
| Earned Income | 199 | 11 | 174 |
| Unemployment Insurance | 17 | 1 | 8 |
| SSI | 40 | 0 | 25 |
| SSDI | 104 | 4 | 79 |
| VA Service-Connected Disability Compensation | 13 | 0 | 6 |
| VA Non-Service Connected Disability Pension | 11 | 0 | 6 |
| Private Disability Insurance | 9 | 0 | 4 |
| Worker's Compensation | 10 | 0 | 6 |
| TANF or Equivalent | 52 | 5 | 40 |
| General Assistance | 6 | 0 | 2 |
| Retirement (Social Security) | 28 | 0 | 19 |
| Pension from Former Job | 12 | 0 | 10 |
| Child Support | 72 | 1 | 55 |
| Alimony (Spousal Support) | 7 | 0 | 2 |
| Other Source | 36 | 0 | 40 |
| Adults with Income Information at Start and Annual Assessment/Exit | | 64 | 1778 |

Q19b: Disabling Conditions and Income for Adults at Exit

| | AO: Adult with Disabling Condition | AO: Adult without Disabling Condition | AO: Total Adults | AO: % with Disabling Condition by Source | AC: Adult with Disabling Condition | AC: Adult without Disabling Condition | AC: Total Adults | AC: % with Disabling Condition by Source | UK: Adult with Disabling Condition | UK: Adult without Disabling Condition | UK: Total Adults | UK: % with Disabling Condition by Source |
|--|------------------------------------|---------------------------------------|------------------|--|------------------------------------|---------------------------------------|------------------|--|------------------------------------|---------------------------------------|------------------|--|
| Earned Income | 24 | 80 | 104 | <i>23.08%</i> | 9 | 58 | 67 | <i>13.43%</i> | 0 | 0 | 0 | <i>0</i> |
| Supplemental Security Income (SSI) | 12 | 8 | 20 | <i>60.00%</i> | 0 | 2 | 2 | <i>0%</i> | 0 | 0 | 0 | <i>0</i> |
| Social Security Disability Insurance (SSDI) | 64 | 9 | 73 | <i>87.67%</i> | 3 | 1 | 4 | <i>75.00%</i> | 0 | 0 | 0 | <i>0</i> |
| VA Service-Connected Disability Compensation | 3 | 0 | 3 | <i>100.00%</i> | 0 | 1 | 1 | <i>0%</i> | 0 | 0 | 0 | <i>0</i> |
| Private Disability Insurance | 1 | 1 | 2 | <i>50.00%</i> | 0 | 0 | 0 | <i>0</i> | 0 | 0 | 0 | <i>0</i> |
| Worker's Compensation | 2 | 0 | 2 | <i>100.00%</i> | 2 | 0 | 2 | <i>100.00%</i> | 0 | 0 | 0 | <i>0</i> |
| Temporary Assistance for Needy Families (TANF) | 24 | 7 | 31 | <i>77.42%</i> | 2 | 5 | 7 | <i>28.57%</i> | 0 | 0 | 0 | <i>0</i> |
| Retirement Income from Social Security | 8 | 8 | 16 | <i>50.00%</i> | 0 | 1 | 1 | <i>0%</i> | 0 | 0 | 0 | <i>0</i> |
| Pension or retirement income from a former job | 5 | 0 | 5 | <i>100.00%</i> | 1 | 1 | 2 | <i>50.00%</i> | 0 | 0 | 0 | <i>0</i> |
| Child Support | 1 | 4 | 5 | <i>20.00%</i> | 9 | 39 | 48 | <i>18.75%</i> | 0 | 0 | 0 | <i>0</i> |
| Other source | 12 | 25 | 37 | <i>32.43%</i> | 1 | 9 | 10 | <i>10.00%</i> | 0 | 0 | 0 | <i>0</i> |
| No Sources | 565 | 676 | 1241 | <i>45.53%</i> | 19 | 113 | 132 | <i>14.39%</i> | 0 | 0 | 0 | <i>0</i> |
| Unduplicated Total Adults | 714 | 813 | 1527 | | 40 | 217 | 257 | | 0 | 0 | 0 | |

Numbers in *green italics* have been recalculated or weighted based on available totals.

Q20a: Type of Non-Cash Benefit Sources

| | Benefit at Start | Benefit at Latest Annual Assessment for Stayers | Benefit at Exit for Leavers |
|---|------------------|---|-----------------------------|
| Supplemental Nutritional Assistance Program | 1522 | 54 | 1168 |
| WIC | 29 | 0 | 18 |
| TANF Child Care Services | 26 | 2 | 14 |
| TANF Transportation Services | 17 | 0 | 7 |
| Other TANF-Funded Services | 41 | 0 | 21 |
| Other Source | 18 | 0 | 8 |

Q21: Health Insurance

| | At Start | At Annual Assessment for Stayers | At Exit for Leavers |
|---|----------|----------------------------------|---------------------|
| Medicaid | 2014 | 56 | 1560 |
| Medicare | 301 | 4 | 202 |
| State Children's Health Insurance Program | 14 | 1 | 13 |
| VA Medical Services | 8 | 0 | 6 |
| Employer Provided Health Insurance | 4 | 0 | 6 |
| Health Insurance Through COBRA | 1 | 0 | 1 |
| Private Pay Health Insurance | 33 | 1 | 24 |
| State Health Insurance for Adults | 25 | 0 | 28 |
| Indian Health Services Program | 0 | 0 | 0 |
| Other | 20 | 0 | 5 |
| No Health Insurance | 588 | 5 | 377 |
| Client Doesn't Know/Client Refused | 3 | 0 | 6 |
| Data Not Collected | 145 | 57 | 144 |
| Number of Stayers Not Yet Required to Have an Annual Assessment | | 559 | |
| 1 Source of Health Insurance | 2293 | 60 | 1728 |
| More than 1 Source of Health Insurance | 61 | 1 | 56 |

Q22a2: Length of Participation – ESG Projects

| | Total | Leavers | Stayers |
|--------------------------------|-------------|-------------|------------|
| 0 to 7 days | 437 | 388 | 49 |
| 8 to 14 days | 200 | 145 | 55 |
| 15 to 21 days | 169 | 121 | 48 |
| 22 to 30 days | 237 | 185 | 52 |
| 31 to 60 days | 382 | 266 | 116 |
| 61 to 90 days | 553 | 482 | 71 |
| 91 to 180 days | 529 | 394 | 135 |
| 181 to 365 days | 323 | 193 | 130 |
| 366 to 730 days (1-2 Yrs) | 182 | 89 | 93 |
| 731 to 1,095 days (2-3 Yrs) | 61 | 36 | 25 |
| 1,096 to 1,460 days (3-4 Yrs) | 14 | 9 | 5 |
| 1,461 to 1,825 days (4-5 Yrs) | 3 | 3 | 0 |
| More than 1,825 days (> 5 Yrs) | 0 | 0 | 0 |
| Data Not Collected | 0 | 0 | 0 |
| Total | 3090 | 2311 | 779 |

Q22c: Length of Time between Project Start Date and Housing Move-in Date (post 10/1/2018)

| | Total | Without Children | With Children and Adults | With Only Children | Unknown Household Type |
|---|--------------|------------------|--------------------------|--------------------|------------------------|
| 7 days or less | 189 | 126 | 63 | 0 | 0 |
| 8 to 14 days | 36 | 30 | 6 | 0 | 0 |
| 15 to 21 days | 15 | 14 | 1 | 0 | 0 |
| 22 to 30 days | 22 | 15 | 7 | 0 | 0 |
| 31 to 60 days | 14 | 12 | 2 | 0 | 0 |
| 61 to 180 days | 10 | 6 | 4 | 0 | 0 |
| 181 to 365 days | 0 | 0 | 0 | 0 | 0 |
| 366 to 730 days (1-2 Yrs) | 0 | 0 | 0 | 0 | 0 |
| Total (persons moved into housing) | 286 | 203 | 83 | 0 | 0 |
| Average length of time to housing | <i>10.11</i> | <i>11.14</i> | <i>7.58</i> | <i>0</i> | <i>0</i> |
| Persons who were exited without move-in | 101 | 43 | 58 | 0 | 0 |
| Total persons | 387 | 246 | 141 | 0 | 0 |

Numbers in *green italics* have been recalculated or weighted based on available totals.

Q22c: RRH Length of Time between Project Start Date and Housing Move-in Date (pre 10/1/2018)

| | Total | Without Children | With Children and Adults | With Only Children | Unknown Household Type |
|---|-------|------------------|--------------------------|--------------------|------------------------|
| 7 days or less | | | | | |
| 8 to 14 days | | | | | |
| 15 to 21 days | | | | | |
| 22 to 30 days | | | | | |
| 31 to 60 days | | | | | |
| 61 to 180 days | | | | | |
| 181 to 365 days | | | | | |
| 366 to 730 days (1-2 Yrs) | | | | | |
| Total (persons moved into housing) | | | | | |
| Average length of time to housing | | | | | |
| Persons who were exited without move-in | | | | | |
| Total persons | | | | | |


Numbers in *green italics* have been recalculated or weighted based on available totals.

Q22d: Length of Participation by Household Type

| | Total | Without Children | With Children and Adults | With Only Children | Unknown Household Type |
|--------------------------------|-------------|------------------|--------------------------|--------------------|------------------------|
| 7 days or less | 437 | 310 | 84 | 0 | 43 |
| 8 to 14 days | 200 | 137 | 52 | 0 | 11 |
| 15 to 21 days | 169 | 129 | 40 | 0 | 0 |
| 22 to 30 days | 237 | 150 | 87 | 0 | 0 |
| 31 to 60 days | 382 | 250 | 125 | 0 | 7 |
| 61 to 90 days | 553 | 460 | 84 | 2 | 7 |
| 91 to 180 days | 529 | 358 | 168 | 0 | 3 |
| 181 to 365 days | 323 | 212 | 101 | 0 | 10 |
| 366 to 730 days (1-2 Yrs) | 182 | 121 | 51 | 1 | 9 |
| 731 to 1,095 days (2-3 Yrs) | 61 | 51 | 10 | 0 | 0 |
| 1,096 to 1,460 days (3-4 Yrs) | 14 | 14 | 0 | 0 | 0 |
| 1,461 to 1,825 days (4-5 Yrs) | 3 | 3 | 0 | 0 | 0 |
| More than 1,825 days (> 5 Yrs) | 0 | 0 | 0 | 0 | 0 |
| Data Not Collected | 0 | 0 | 0 | 0 | 0 |
| Total | 3090 | 2195 | 802 | 3 | 90 |


Q22e: Length of Time Prior to Housing - based on 3.917 Date Homelessness Started

| | Total | Without Children | With Children and Adults | With Only Children | Unknown Household Type |
|------------------------------------|-------------|------------------|--------------------------|--------------------|------------------------|
| 7 days or less | 404 | 247 | 156 | 1 | 0 |
| 8 to 14 days | 63 | 59 | 4 | 0 | 0 |
| 15 to 21 days | 35 | 34 | 1 | 0 | 0 |
| 22 to 30 days | 56 | 45 | 11 | 0 | 0 |
| 31 to 60 days | 98 | 82 | 16 | 0 | 0 |
| 61 to 180 days | 222 | 203 | 19 | 0 | 0 |
| 181 to 365 days | 331 | 324 | 3 | 0 | 4 |
| 366 to 730 days (1-2 Yrs) | 202 | 194 | 6 | 0 | 2 |
| 731 days or more | 337 | 328 | 6 | 0 | 3 |
| Total (persons moved into housing) | 1748 | 1516 | 222 | 1 | 9 |
| Not yet moved into housing | 119 | 63 | 56 | 0 | 0 |
| Data not collected | 624 | 237 | 385 | 2 | 0 |
| Total persons | 2491 | 1816 | 663 | 3 | 9 |

Q23a: Exit Destination – More Than 90 Days
 This question is retired as of 10/1/2019. 

| | Total | Without Children | With Children and Adults | With Only Children | Unknown Household Type |
|---|-------------------------------|-------------------------------|-------------------------------|-------------------------------|-------------------------------|
| Permanent Destinations | | | | | |
| Moved from one HOPWA funded project to HOPWA PH | | | | | |
| Owned by client, no ongoing housing subsidy | | | | | |
| Owned by client, with ongoing housing subsidy | | | | | |
| Rental by client, no ongoing housing subsidy | | | | | |
| Rental by client, with VASH housing subsidy | | | | | |
| Rental by client, with GPD TIP housing subsidy | | | | | |
| Rental by client, with other ongoing housing subsidy | | | | | |
| Permanent housing (other than RRH) for formerly homeless persons | | | | | |
| Staying or living with family, permanent tenure | | | | | |
| Staying or living with friends, permanent tenure | | | | | |
| Rental by client, with RRH or equivalent subsidy | | | | | |
| Subtotal | | | | | |
| Temporary Destinations | | | | | |
| Emergency shelter, including hotel or motel paid for with emergency shelter voucher | | | | | |
| Moved from one HOPWA funded project to HOPWA TH | | | | | |
| Transitional housing for homeless persons (including homeless youth) | | | | | |
| Staying or living with family, temporary tenure (e.g. room, apartment or house) | | | | | |
| Staying or living with friends, temporary tenure (e.g. room, apartment or house) | | | | | |
| Place not meant for habitation (e.g., a vehicle, an abandoned building, bus/train/subway station/airport or anywhere outside) | | | | | |
| Safe Haven | | | | | |
| Hotel or motel paid for without emergency shelter voucher | | | | | |
| Subtotal | | | | | |
| Institutional Settings | | | | | |
| Foster care home or group foster care home | | | | | |
| Psychiatric hospital or other psychiatric facility | | | | | |
| Substance abuse treatment facility or detox center | | | | | |
| Hospital or other residential non-psychiatric medical facility | | | | | |
| Jail, prison, or juvenile detention facility | | | | | |
| Long-term care facility or nursing home | | | | | |
| Subtotal | | | | | |
| Other Destinations | | | | | |
| Residential project or halfway house with no homeless criteria | | | | | |
| Deceased | | | | | |
| Other | | | | | |
| Client Doesn't Know/Client Refused | | | | | |
| Data Not Collected (no exit interview completed) | | | | | |
| Subtotal | | | | | |
| Total | | | | | |
| Total persons exiting to positive housing destinations | | | | | |
| Total persons whose destinations excluded them from the calculation | | | | | |
| Percentage | Cannot calculate ¹ | Cannot calculate ¹ | Cannot calculate ¹ | Cannot calculate ¹ | Cannot calculate ¹ |

Numbers in *green italics* have been recalculated or weighted based on available totals.

Q23b: Exit Destination – 90 Days or Less
 This question is retired as of 10/1/2019. 

| | Total | Without Children | With Children and Adults | With Only Children | Unknown Household Type |
|---|-------------------------------|-------------------------------|-------------------------------|-------------------------------|-------------------------------|
| Permanent Destinations | | | | | |
| Moved from one HOPWA funded project to HOPWA PH | | | | | |
| Owned by client, no ongoing housing subsidy | | | | | |
| Owned by client, with ongoing housing subsidy | | | | | |
| Rental by client, no ongoing housing subsidy | | | | | |
| Rental by client, with VASH housing subsidy | | | | | |
| Rental by client, with GPD TIP housing subsidy | | | | | |
| Rental by client, with other ongoing housing subsidy | | | | | |
| Permanent housing (other than RRH) for formerly homeless persons | | | | | |
| Staying or living with family, permanent tenure | | | | | |
| Staying or living with friends, permanent tenure | | | | | |
| Rental by client, with RRH or equivalent subsidy | | | | | |
| Subtotal | | | | | |
| Temporary Destinations | | | | | |
| Emergency shelter, including hotel or motel paid for with emergency shelter voucher | | | | | |
| Moved from one HOPWA funded project to HOPWA TH | | | | | |
| Transitional housing for homeless persons (including homeless youth) | | | | | |
| Staying or living with family, temporary tenure (e.g. room, apartment or house) | | | | | |
| Staying or living with friends, temporary tenure (e.g. room, apartment or house) | | | | | |
| Place not meant for habitation (e.g., a vehicle, an abandoned building, bus/train/subway station/airport or anywhere outside) | | | | | |
| Safe Haven | | | | | |
| Hotel or motel paid for without emergency shelter voucher | | | | | |
| Subtotal | | | | | |
| Institutional Settings | | | | | |
| Foster care home or group foster care home | | | | | |
| Psychiatric hospital or other psychiatric facility | | | | | |
| Substance abuse treatment facility or detox center | | | | | |
| Hospital or other residential non-psychiatric medical facility | | | | | |
| Jail, prison, or juvenile detention facility | | | | | |
| Long-term care facility or nursing home | | | | | |
| Subtotal | | | | | |
| Other Destinations | | | | | |
| Residential project or halfway house with no homeless criteria | | | | | |
| Deceased | | | | | |
| Other | | | | | |
| Client Doesn't Know/Client Refused | | | | | |
| Data Not Collected (no exit interview completed) | | | | | |
| Subtotal | | | | | |
| Total | | | | | |
| Total persons exiting to positive housing destinations | | | | | |
| Total persons whose destinations excluded them from the calculation | | | | | |
| Percentage | Cannot calculate ¹ | Cannot calculate ¹ | Cannot calculate ¹ | Cannot calculate ¹ | Cannot calculate ¹ |

Numbers in *green italics* have been recalculated or weighted based on available totals.

Q23c: Exit Destination – All persons

| | Total | Without Children | With Children and Adults | With Only Children | Unknown Household Type |
|---|---------------|------------------|--------------------------|--------------------|------------------------|
| Permanent Destinations | | | | | |
| Moved from one HOPWA funded project to HOPWA PH | 2 | 2 | 0 | 0 | 0 |
| Owned by client, no ongoing housing subsidy | 22 | 10 | 12 | 0 | 0 |
| Owned by client, with ongoing housing subsidy | 29 | 4 | 25 | 0 | 0 |
| Rental by client, no ongoing housing subsidy | 195 | 86 | 108 | 1 | 0 |
| Rental by client, with VASH housing subsidy | 3 | 1 | 2 | 0 | 0 |
| Rental by client, with GPD TIP housing subsidy | 0 | 0 | 0 | 0 | 0 |
| Rental by client, with other ongoing housing subsidy | 229 | 99 | 130 | 0 | 0 |
| Permanent housing (other than RRH) for formerly homeless persons | 87 | 55 | 32 | 0 | 0 |
| Staying or living with family, permanent tenure | 112 | 86 | 26 | 0 | 0 |
| Staying or living with friends, permanent tenure | 15 | 15 | 0 | 0 | 0 |
| Rental by client, with RRH or equivalent subsidy | 59 | 34 | 24 | 1 | 0 |
| Rental by client, with HCV voucher (tenant or project based) | 39 | 28 | 11 | 0 | 0 |
| Rental by client in a public housing unit | 256 | 178 | 78 | 0 | 0 |
| Subtotal | 1048 | 598 | 448 | 2 | 0 |
| Temporary Destinations | | | | | |
| Emergency shelter, including hotel or motel paid for with emergency shelter voucher | 86 | 73 | 13 | 0 | 0 |
| Moved from one HOPWA funded project to HOPWA TH | 3 | 3 | 0 | 0 | 0 |
| Transitional housing for homeless persons (including homeless youth) | 79 | 54 | 25 | 0 | 0 |
| Staying or living with family, temporary tenure (e.g. room, apartment or house) | 106 | 57 | 49 | 0 | 0 |
| Staying or living with friends, temporary tenure (e.g. room, apartment or house) | 60 | 45 | 15 | 0 | 0 |
| Place not meant for habitation (e.g., a vehicle, an abandoned building, bus/train/subway station/airport or anywhere outside) | 557 | 547 | 5 | 1 | 4 |
| Safe Haven | 8 | 2 | 6 | 0 | 0 |
| Hotel or motel paid for without emergency shelter voucher | 2 | 2 | 0 | 0 | 0 |
| Host Home (non-crisis) | 3 | 1 | 2 | 0 | 0 |
| Subtotal | 904 | 784 | 115 | 1 | 4 |
| Institutional Settings | | | | | |
| Foster care home or group foster care home | 5 | 3 | 2 | 0 | 0 |
| Psychiatric hospital or other psychiatric facility | 5 | 5 | 0 | 0 | 0 |
| Substance abuse treatment facility or detox center | 21 | 21 | 0 | 0 | 0 |
| Hospital or other residential non-psychiatric medical facility | 9 | 9 | 0 | 0 | 0 |
| Jail, prison, or juvenile detention facility | 7 | 7 | 0 | 0 | 0 |
| Long-term care facility or nursing home | 5 | 5 | 0 | 0 | 0 |
| Subtotal | 52 | 50 | 2 | 0 | 0 |
| Other Destinations | | | | | |
| Residential project or halfway house with no homeless criteria | 66 | 17 | 49 | 0 | 0 |
| Deceased | 16 | 16 | 0 | 0 | 0 |
| Other | 68 | 61 | 7 | 0 | 0 |
| Client Doesn't Know/Client Refused | 8 | 8 | 0 | 0 | 0 |
| Data Not Collected (no exit interview completed) | 149 | 82 | 0 | 0 | 67 |
| Subtotal | 307 | 184 | 56 | 0 | 67 |
| Total | 2311 | 1616 | 621 | 3 | 71 |
| Total persons exiting to positive housing destinations | 1162 | 712 | 448 | 2 | 0 |
| Total persons whose destinations excluded them from the calculation | 36 | 34 | 2 | 0 | 0 |
| Percentage | <i>51.08%</i> | <i>45.01%</i> | <i>72.37%</i> | <i>66.67%</i> | <i>0%</i> |

Numbers in *green italics* have been recalculated or weighted based on available totals.

Q24: Homelessness Prevention Housing Assessment at Exit

| | Total | Without Children | With Children and Adults | With Only Children | Unknown Household Type |
|---|------------|------------------|--------------------------|--------------------|------------------------|
| Able to maintain the housing they had at project start--Without a subsidy | 111 | 46 | 65 | 0 | 0 |
| Able to maintain the housing they had at project start--With the subsidy they had at project start | 61 | 27 | 34 | 0 | 0 |
| Able to maintain the housing they had at project start--With an on-going subsidy acquired since project start | 25 | 5 | 20 | 0 | 0 |
| Able to maintain the housing they had at project start--Only with financial assistance other than a subsidy | 1 | 1 | 0 | 0 | 0 |
| Moved to new housing unit--With on-going subsidy | 245 | 116 | 128 | 1 | 0 |
| Moved to new housing unit--Without an on-going subsidy | 31 | 7 | 24 | 0 | 0 |
| Moved in with family/friends on a temporary basis | 4 | 4 | 0 | 0 | 0 |
| Moved in with family/friends on a permanent basis | 5 | 3 | 2 | 0 | 0 |
| Moved to a transitional or temporary housing facility or program | 23 | 2 | 21 | 0 | 0 |
| Client became homeless – moving to a shelter or other place unfit for human habitation | 3 | 3 | 0 | 0 | 0 |
| Client went to jail/prison | 0 | 0 | 0 | 0 | 0 |
| Client died | 0 | 0 | 0 | 0 | 0 |
| Client doesn't know/Client refused | 0 | 0 | 0 | 0 | 0 |
| Data not collected (no exit interview completed) | 12 | 11 | 1 | 0 | 0 |
| Total | 522 | 226 | 295 | 1 | 0 |

Q25a: Number of Veterans

| | Total | Without Children | With Children and Adults | Unknown Household Type |
|------------------------------------|-------------|------------------|--------------------------|------------------------|
| Chronically Homeless Veteran | 1 | 1 | 0 | 0 |
| Non-Chronically Homeless Veteran | 18 | 16 | 2 | 0 |
| Not a Veteran | 2478 | 2155 | 323 | 0 |
| Client Doesn't Know/Client Refused | 0 | 0 | 0 | 0 |
| Data Not Collected | 22 | 21 | 0 | 1 |
| Total | 2519 | 2193 | 325 | 1 |

Q26b: Number of Chronically Homeless Persons by Household

| | Total | Without Children | With Children and Adults | With Only Children | Unknown Household Type |
|------------------------------------|-------------|------------------|--------------------------|--------------------|------------------------|
| Chronically Homeless | 465 | 463 | 0 | 0 | 2 |
| Not Chronically Homeless | 2610 | 1724 | 802 | 3 | 81 |
| Client Doesn't Know/Client Refused | 7 | 7 | 0 | 0 | 0 |
| Data Not Collected | 8 | 1 | 0 | 0 | 7 |
| Total | 3090 | 2195 | 802 | 3 | 90 |



PART I: SUMMARY OF CDBG RESOURCES

- 01 UNEXPENDED CDBG FUNDS AT END OF PREVIOUS PROGRAM YEA
- 02 ENTITLEMENT GRANT
- 03 SURPLUS URBAN RENEWAL
- 04 SECTION 108 GUARANTEED LOAN FUNDS
- 05 CURRENT YEAR PROGRAM INCOME
- 05a CURRENT YEAR SECTION 108 PROGRAM INCOME (FOR SI TYPE)
- 06 FUNDS RETURNED TO THE LINE-OF-CREDIT
- 06a FUNDS RETURNED TO THE LOCAL CDBG ACCOUNT
- 07 ADJUSTMENT TO COMPUTE TOTAL AVAILABLE
- 08 TOTAL AVAILABLE (SUM, LINES 01-07)

PART II: SUMMARY OF CDBG EXPENDITURES

- 09 DISBURSEMENTS OTHER THAN SECTION 108 REPAYMENTS AND F
- 10 ADJUSTMENT TO COMPUTE TOTAL AMOUNT SUBJECT TO LOW/
- 11 AMOUNT SUBJECT TO LOW/MOD BENEFIT (LINE 09 + LINE 10)
- 12 DISBURSED IN IDIS FOR PLANNING/ADMINISTRATION
- 13 DISBURSED IN IDIS FOR SECTION 108 REPAYMENTS
- 14 ADJUSTMENT TO COMPUTE TOTAL EXPENDITURES
- 15 TOTAL EXPENDITURES (SUM, LINES 11-14)
- 16 UNEXPENDED BALANCE (LINE 08 - LINE 15)

PART III: LOWMOD BENEFIT THIS REPORTING PERIOD

- 17 EXPENDED FOR LOW/MOD HOUSING IN SPECIAL AREAS
- 18 EXPENDED FOR LOW/MOD MULTI-UNIT HOUSING
- 19 DISBURSED FOR OTHER LOW/MOD ACTIVITIES
- 20 ADJUSTMENT TO COMPUTE TOTAL LOW/MOD CREDIT
- 21 TOTAL LOW/MOD CREDIT (SUM, LINES 17-20)
- 22 PERCENT LOW/MOD CREDIT (LINE 21/LINE 11)

LOW/MOD BENEFIT FOR MULTI-YEAR CERTIFICATIONS

- 23 PROGRAM YEARS(PY) COVERED IN CERTIFICATION
- 24 CUMULATIVE NET EXPENDITURES SUBJECT TO LOW/MOD BENEF
- 25 CUMULATIVE EXPENDITURES BENEFITING LOW/MOD PERSONS
- 26 PERCENT BENEFIT TO LOW/MOD PERSONS (LINE 25/LINE 24)

PART IV: PUBLIC SERVICE (PS) CAP CALCULATIONS

- 27 DISBURSED IN IDIS FOR PUBLIC SERVICES
- 28 PS UNLIQUIDATED OBLIGATIONS AT END OF CURRENT PROGRA
- 29 PS UNLIQUIDATED OBLIGATIONS AT END OF PREVIOUS PROGRA
- 30 ADJUSTMENT TO COMPUTE TOTAL PS OBLIGATIONS
- 31 TOTAL PS OBLIGATIONS (LINE 27 + LINE 28 - LINE 29 + LINE 3
- 32 ENTITLEMENT GRANT
- 33 PRIOR YEAR PROGRAM INCOME
- 34 ADJUSTMENT TO COMPUTE TOTAL SUBJECT TO PS CAP
- 35 TOTAL SUBJECT TO PS CAP (SUM, LINES 32-34)

36 PERCENT FUNDS OBLIGATED FOR PS ACTIVITIES (LINE 31/LINE :

PART V: PLANNING AND ADMINISTRATION (PA) CAP

37 DISBURSED IN IDIS FOR PLANNING/ADMINISTRATION

38 PA UNLIQUIDATED OBLIGATIONS AT END OF CURRENT PROGRA

39 PA UNLIQUIDATED OBLIGATIONS AT END OF PREVIOUS PROGRA

40 ADJUSTMENT TO COMPUTE TOTAL PA OBLIGATIONS

41 TOTAL PA OBLIGATIONS (LINE 37 + LINE 38 - LINE 39 +LINE 40

42 ENTITLEMENT GRANT

43 CURRENT YEAR PROGRAM INCOME

44 ADJUSTMENT TO COMPUTE TOTAL SUBJECT TO PA CAP

45 TOTAL SUBJECT TO PA CAP (SUM, LINES 42-44)

46 PERCENT FUNDS OBLIGATED FOR PA ACTIVITIES (LINE 41/LINE

LINI

LINI

| Plan Year | IDIS Project | IDIS Activity | Activity Name |
|-----------|--------------|---------------|---------------|
| 2014 | 37 | 16339 | JUNCOS 14-AB- |

Total

| Plan Year | IDIS Project | IDIS Activity | voucnr Number | Activity Name |
|-----------|--------------|---------------|---------------|-----------------|
| 2011 | 45 | 16572 | 6528403 | 11-FC-15-FP-003 |
| 2011 | 50 | 18247 | 6508306 | CULEBRA 11-FC- |
| 2011 | 50 | 18247 | 6517443 | CULEBRA 11-FC- |
| 2012 | 22 | 15209 | 6511459 | 12-AB-29-PF-001 |
| 2015 | 37 | 16807 | 6541604 | MOCA 15-AE-45- |
| 2015 | 37 | 16807 | 6561032 | MOCA 15-AE-45- |
| 2015 | 37 | 16807 | 6574279 | MOCA 15-AE-45- |
| 2016 | 49 | 17152 | 6511459 | HATILLO 16-AE- |
| 2016 | 49 | 17152 | 6514609 | HATILLO 16-AE- |
| 2016 | 49 | 17152 | 6556003 | HATILLO 16-AE- |
| 2016 | 49 | 17152 | 6609744 | HATILLO 16-AE- |
| 2017 | 46 | 17784 | 6556681 | DORADO 17-AE- |
| 2017 | 46 | 17784 | 6564251 | DORADO 17-AE- |
| 2018 | 35 | 17803 | 6562826 | ARROYO 18-AE- |
| 2018 | 63 | 17828 | 6545045 | MOCA 18-AE-45- |
| 2018 | 63 | 17828 | 6578531 | MOCA 18-AE-45- |
| 2009 | 160 | 18218 | 6517203 | PATILLAS 09-FC |
| 2009 | 160 | 18218 | 6527473 | PATILLAS 09-FC |
| 2010 | 52 | 15665 | 6526212 | 10-AB-27-PF-003 |
| 2010 | 52 | 15665 | 6531117 | 10-AB-27-PF-003 |
| 2012 | 51 | 15947 | 6505598 | 12-FC-67-PF-002 |
| 2014 | 32 | 16995 | 6531117 | GUAYANILLA 14 |
| 2015 | 27 | 18284 | 6517237 | JAYUYA 15-AE-3 |
| 2015 | 27 | 18284 | 6535918 | JAYUYA 15-AE-3 |
| 2016 | 38 | 17093 | 6636499 | CEIBA 16-AE-15- |

| | | | | |
|------|-----|-------|---------|-----------------|
| 2016 | 45 | 17262 | 6538341 | FLORIDA 16-AE- |
| 2016 | 45 | 17262 | 6563682 | FLORIDA 16-AE- |
| 2017 | 39 | 17771 | 6519239 | CATANO 17-AE- |
| 2017 | 49 | 17653 | 6556231 | GUAYANILLA 17 |
| 2017 | 71 | 17650 | 6642456 | RINCON 17-AE-! |
| 2017 | 73 | 17561 | 6570686 | SALINAS 17-AE-! |
| 2017 | 73 | 17561 | 6628388 | SALINAS 17-AE-! |
| 2017 | 79 | 17800 | 6516807 | VILLALBA 17-AE |
| 2017 | 79 | 17800 | 6535918 | VILLALBA 17-AE |
| 2017 | 79 | 17800 | 6552192 | VILLALBA 17-AE |
| 2017 | 79 | 17800 | 6593775 | VILLALBA 17-AE |
| 2017 | 79 | 17800 | 6599942 | VILLALBA 17-AE |
| 2017 | 79 | 17800 | 6604364 | VILLALBA 17-AE |
| 2017 | 79 | 17800 | 6632743 | VILLALBA 17-AE |
| 2018 | 51 | 17874 | 6566025 | HATILLO 18-AE- |
| 2018 | 51 | 17874 | 6577967 | HATILLO 18-AE- |
| 2018 | 51 | 17874 | 6609744 | HATILLO 18-AE- |
| 2018 | 51 | 17874 | 6610862 | HATILLO 18-AE- |
| 2018 | 51 | 17874 | 6635515 | HATILLO 18-AE- |
| 2018 | 79 | 17916 | 6505598 | VILLALBA 18-AE |
| 2018 | 79 | 17916 | 6517248 | VILLALBA 18-AE |
| 2018 | 79 | 17916 | 6535918 | VILLALBA 18-AE |
| 2018 | 79 | 17916 | 6552192 | VILLALBA 18-AE |
| 2018 | 79 | 17916 | 6593775 | VILLALBA 18-AE |
| 2018 | 79 | 17916 | 6599942 | VILLALBA 18-AE |
| 2018 | 79 | 17916 | 6604364 | VILLALBA 18-AE |
| 2018 | 79 | 17916 | 6632745 | VILLALBA 18-AE |
| 2019 | 18 | 18346 | 6566566 | DORADO 19-AE- |
| 2019 | 18 | 18346 | 6591012 | DORADO 19-AE- |
| 2019 | 18 | 18346 | 6620096 | DORADO 19-AE- |
| 2019 | 32 | 18041 | 6561475 | LUQUILLO 19-AI |
| 2019 | 32 | 18041 | 6563327 | LUQUILLO 19-AI |
| 2019 | 45 | 18198 | 6537376 | SALINAS 19-AE-! |
| 2019 | 45 | 18198 | 6630661 | SALINAS 19-AE-! |
| 2019 | 51 | 18027 | 6505598 | VILLALBA 19-AE |
| 2019 | 51 | 18027 | 6516807 | VILLALBA 19-AE |
| 2019 | 51 | 18027 | 6535918 | VILLALBA 19-AE |
| 2019 | 51 | 18027 | 6552192 | VILLALBA 19-AE |
| 2019 | 51 | 18027 | 6593775 | VILLALBA 19-AE |
| 2019 | 51 | 18027 | 6599942 | VILLALBA 19-AE |
| 2019 | 51 | 18027 | 6604364 | VILLALBA 19-AE |
| 2019 | 51 | 18027 | 6632747 | VILLALBA 19-AE |
| 2014 | 28 | 16370 | 6529541 | CULEBRA 14-FC- |
| 2019 | 25 | 18175 | 6535918 | JAYUYA 19-AE-3 |
| 2019 | 25 | 18175 | 6560395 | JAYUYA 19-AE-3 |
| 2019 | 25 | 18175 | 6608508 | JAYUYA 19-AE-3 |
| 2009 | 170 | 18464 | 6526248 | VIEQUES 09-FC- |
| 2010 | 47 | 18413 | 6524398 | COROZAL 10-AE |

| | | | | |
|------|----|-------|---------|-----------------|
| 2010 | 73 | 18282 | 6528364 | 10-AB-51-INF-00 |
| 2010 | 82 | 18465 | 6526248 | VIEQUES 10-AB- |
| 2010 | 82 | 18466 | 6526248 | VIEQUES 10-FC- |
| 2011 | 35 | 18418 | 6529474 | ADJUNTAS 11-FC |
| 2011 | 35 | 18419 | 6529474 | ADJUNTAS 11-FC |
| 2011 | 45 | 18493 | 6530853 | CEIBA 11-AB-15 |
| 2011 | 45 | 18494 | 6530853 | CEIBA 11-FC-15- |
| 2011 | 45 | 18495 | 6530853 | CEIBA 11-FC-15- |
| 2011 | 53 | 18420 | 6521768 | GUAYANILLA 11 |
| 2011 | 53 | 18421 | 6521768 | GUAYANILLA 11 |
| 2011 | 66 | 18429 | 6524349 | NAGUABO 11-AE |
| 2011 | 66 | 18429 | 6527998 | NAGUABO 11-AE |
| 2011 | 76 | 18430 | 6524329 | UTUADO 11-FC- |
| 2011 | 76 | 18430 | 6530613 | UTUADO 11-FC- |
| 2012 | 1 | 18431 | 6529474 | ADJUNTAS 12-FC |
| 2012 | 15 | 18414 | 6524317 | COROZAL 12-FC |
| 2012 | 16 | 16950 | 6531153 | CULEBRA 12-AB |
| 2012 | 16 | 18492 | 6531081 | CULEBRA 12-FC- |
| 2012 | 39 | 18433 | 6515036 | PATILLAS 12-FC |
| 2012 | 39 | 18433 | 6529524 | PATILLAS 12-FC |
| 2012 | 40 | 15320 | 6528364 | 12-FC-51-INF-00 |
| 2012 | 40 | 15321 | 6528364 | 12-AB-51-INF-00 |
| 2012 | 43 | 15418 | 6519856 | 12-FC-55-INF-00 |
| 2012 | 43 | 15418 | 6528122 | 12-FC-55-INF-00 |
| 2012 | 46 | 18434 | 6524412 | SANTA ISABEL 1 |
| 2012 | 51 | 15400 | 6505598 | 12-FC-67-INF-00 |
| 2013 | 28 | 18435 | 6529474 | ADJUNTAS 13-AI |
| 2013 | 30 | 18436 | 6523090 | AGUAS BUENAS |
| 2013 | 30 | 18436 | 6525430 | AGUAS BUENAS |
| 2013 | 30 | 18437 | 6523090 | AGUAS BUENAS |
| 2013 | 30 | 18437 | 6525430 | AGUAS BUENAS |
| 2013 | 31 | 18341 | 6519788 | AIBONITO 13-A |
| 2013 | 31 | 18341 | 6525607 | AIBONITO 13-A |
| 2013 | 35 | 18441 | 6528218 | BARRANQUITAS |
| 2013 | 35 | 18442 | 6528218 | BARRANQUITAS |
| 2013 | 37 | 18443 | 6526642 | CATANO 13-AB- |
| 2013 | 38 | 18496 | 6530853 | CEIBA 13-AB-15 |
| 2013 | 39 | 18468 | 6527168 | CIALES 13-AB-15 |
| 2013 | 42 | 18411 | 6524412 | COROZAL 13-AE |
| 2013 | 42 | 18411 | 6530911 | COROZAL 13-AE |
| 2013 | 42 | 18412 | 6524398 | COROZAL 13-AE |
| 2013 | 42 | 18412 | 6530911 | COROZAL 13-AE |
| 2013 | 42 | 18415 | 6524398 | COROZAL 13-AE |
| 2013 | 43 | 18500 | 6531081 | CULEBRA 13-AB |
| 2013 | 43 | 18502 | 6531081 | CULEBRA 13-AB |
| 2013 | 47 | 18286 | 6526657 | GUAYANILLA 13 |
| 2013 | 47 | 18422 | 6528128 | GUAYANILLA 13 |
| 2013 | 47 | 18423 | 6521768 | GUAYANILLA 13 |
| 2013 | 57 | 18446 | 6527991 | LOIZA 13-AB-II- |
| 2013 | 57 | 18447 | 6527991 | LOIZA 13-AB-II- |
| 2013 | 63 | 18448 | 6524301 | NAGUABO 13-AE |

| | | | | |
|------|----|-------|---------|-----------------|
| 2013 | 63 | 18448 | 6529524 | NAGUABO 13-AE |
| 2013 | 68 | 18449 | 6530781 | QUEBRADILLAS |
| 2013 | 68 | 18450 | 6531153 | QUEBRADILLAS |
| 2013 | 68 | 18451 | 6530781 | QUEBRADILLAS |
| 2013 | 68 | 18452 | 6530781 | QUEBRADILLAS |
| 2013 | 68 | 18453 | 6530781 | QUEBRADILLAS |
| 2013 | 70 | 15751 | 6519856 | SABANA GRAND |
| 2013 | 70 | 15751 | 6528122 | SABANA GRAND |
| 2013 | 70 | 15998 | 6519856 | SABANA GRAND |
| 2013 | 70 | 15998 | 6528122 | SABANA GRAND |
| 2013 | 74 | 18457 | 6524398 | UTUADO 13-AB- |
| 2013 | 74 | 18457 | 6530613 | UTUADO 13-AB- |
| 2013 | 74 | 18458 | 6524398 | UTUADO 13-AB- |
| 2013 | 74 | 18458 | 6530613 | UTUADO 13-AB- |
| 2013 | 75 | 18460 | 6531020 | VEGA ALTA 13-/ |
| 2013 | 78 | 18461 | 6523375 | YABUCOA 13-AE |
| 2013 | 78 | 18462 | 6523375 | YABUCOA 13-AE |
| 2013 | 78 | 18463 | 6523375 | 08/18/2021YABU |
| 2013 | 78 | 18488 | 6523375 | YABUCOA 13-AE |
| 2013 | 78 | 18489 | 6523375 | YABUCOA 13-AE |
| 2013 | 78 | 18490 | 6523375 | YABUCOA 13-AE |
| 2014 | 13 | 18471 | 6529474 | ADJUNTAS 14-FC |
| 2014 | 15 | 18472 | 6519839 | AGUAS BUENAS |
| 2014 | 15 | 18472 | 6525430 | AGUAS BUENAS |
| 2014 | 20 | 18503 | 6529777 | BARRANQUITAS |
| 2014 | 22 | 18474 | 6526642 | CATANO 14-FC- |
| 2014 | 24 | 18469 | 6527168 | CIALES 14-AB-1f |
| 2014 | 24 | 18470 | 6527168 | CIALES 14-FC-1f |
| 2014 | 27 | 18416 | 6524398 | COROZAL 14-AE |
| 2014 | 27 | 18417 | 6524398 | COROZAL 14-FC |
| 2014 | 27 | 18417 | 6530911 | COROZAL 14-FC |
| 2014 | 28 | 18504 | 6531081 | CULEBRA 14-AB |
| 2014 | 28 | 18505 | 6531081 | CULEBRA 14-21- |
| 2014 | 28 | 18506 | 6531081 | CULEBRA 14-FC- |
| 2014 | 30 | 18475 | 6529979 | FLORIDA 14-AB- |
| 2014 | 30 | 18476 | 6530039 | FLORIDA 14-AB- |
| 2014 | 30 | 18477 | 6530039 | FLORIDA 14-AB- |
| 2014 | 30 | 18478 | 6530259 | FLORIDA 14-AB- |
| 2014 | 30 | 18479 | 6529979 | FLORIDA 14-AB- |
| 2014 | 31 | 18481 | 6531408 | GUANICA 14-AB |
| 2014 | 32 | 18287 | 6528105 | GUAYANILLA 14 |
| 2014 | 32 | 18424 | 6528128 | GUAYANILLA 14 |
| 2014 | 32 | 18425 | 6528105 | GUAYANILLA 14 |
| 2014 | 42 | 18484 | 6527991 | LOIZA 14-AB-40 |
| 2014 | 42 | 18485 | 6527991 | LOIZA 14-FC-40- |
| 2014 | 48 | 18340 | 6524330 | NAGUABO 14-FC |
| 2014 | 48 | 18340 | 6529617 | NAGUABO 14-FC |
| 2014 | 48 | 18486 | 6524330 | NAGUABO 14-AE |
| 2014 | 48 | 18486 | 6529617 | NAGUABO 14-AE |
| 2014 | 55 | 16364 | 6519856 | SABANA GRAND |
| 2014 | 55 | 16364 | 6528122 | SABANA GRAND |

| | | | | |
|------|----|-------|---------|-----------------|
| 2014 | 55 | 16515 | 6519856 | SABANA GRAND |
| 2014 | 55 | 16515 | 6528122 | SABANA GRAND |
| 2014 | 59 | 18491 | 6524329 | UTUADO 14-AB- |
| 2014 | 59 | 18491 | 6530613 | UTUADO 14-AB- |
| 2014 | 60 | 18501 | 6531020 | VEGA ALTA 14-F |
| 2015 | 14 | 18694 | 6591783 | CEIBA 15-AE-16 |
| 2015 | 14 | 18694 | 6594770 | CEIBA 15-AE-16 |
| 2015 | 23 | 18426 | 6534963 | GUAYANILLA 15 |
| 2015 | 25 | 18344 | 6534963 | HATILLO 15-AE- |
| 2016 | 30 | 18288 | 6613059 | AGUAS BUENAS |
| 2016 | 30 | 18288 | 6632068 | AGUAS BUENAS |
| 2016 | 30 | 18289 | 6613069 | AGUAS BUENAS |
| 2016 | 30 | 18290 | 6616219 | AGUAS BUENAS |
| 2016 | 32 | 18748 | 6604808 | ANASCO 16-AE-I |
| 2016 | 32 | 18748 | 6619804 | ANASCO 16-AE-I |
| 2016 | 33 | 17099 | 6597422 | ARROYO 16-AE- |
| 2016 | 36 | 17992 | 6548132 | CAMUY 16-AE-1. |
| 2016 | 36 | 17992 | 6561118 | CAMUY 16-AE-1. |
| 2016 | 36 | 17992 | 6561428 | CAMUY 16-AE-1. |
| 2016 | 38 | 18791 | 6645569 | CEIBA 16-AE-15 |
| 2016 | 39 | 18845 | 6636709 | CIALES 16-AE-16 |
| 2016 | 39 | 18846 | 6636708 | CIALES 16-AE-16 |
| 2016 | 41 | 17104 | 6598743 | COMERIO 16-AE |
| 2016 | 47 | 18427 | 6534963 | GUAYANILLA 16 |
| 2016 | 54 | 17215 | 6514609 | LARES 16-AE-37- |
| 2016 | 66 | 17271 | 6598067 | PATILLAS 16-AE |
| 2016 | 66 | 17271 | 6606307 | PATILLAS 16-AE |
| 2016 | 74 | 17274 | 6532479 | UTUADO 16-AE- |
| 2017 | 35 | 17769 | 6616052 | ARROYO 17-AE- |
| 2017 | 45 | 17783 | 6565740 | CULEBRA 17-AE- |
| 2017 | 49 | 18428 | 6537260 | GUAYANILLA 17 |
| 2017 | 60 | 17792 | 6520815 | LUQUILLO 17-AI |
| 2017 | 60 | 17792 | 6563141 | LUQUILLO 17-AI |
| 2017 | 60 | 17792 | 6594801 | LUQUILLO 17-AI |
| 2017 | 60 | 17792 | 6598067 | LUQUILLO 17-AI |
| 2017 | 63 | 17640 | 6514908 | MOCA 17-AE-45- |
| 2017 | 69 | 17795 | 6542714 | PENUJELAS 17-AE |
| 2018 | 33 | 17846 | 6573148 | AIBONITO 18-A |
| 2018 | 43 | 17857 | 6547023 | COMERIO 18-AE |
| 2018 | 43 | 17857 | 6547186 | COMERIO 18-AE |
| 2018 | 49 | 18849 | 6631224 | GUAYANILLA 18 |
| 2018 | 49 | 18849 | 6636651 | GUAYANILLA 18 |
| 2018 | 53 | 17879 | 6517237 | JAYUYA 18-AE-3 |
| 2018 | 53 | 17879 | 6535918 | JAYUYA 18-AE-3 |
| 2018 | 53 | 17879 | 6558454 | JAYUYA 18-AE-3 |
| 2018 | 53 | 17879 | 6608508 | JAYUYA 18-AE-3 |
| 2018 | 54 | 17880 | 6611664 | JUNCOS 18-AE-3 |
| 2018 | 54 | 18345 | 6640243 | JUNCOS 18-AE-3 |
| 2018 | 61 | 17890 | 6540192 | MARICAO 18-AE |
| 2019 | 3 | 18191 | 6518237 | AGUADA 19-AE-I |
| 2019 | 3 | 18191 | 6544269 | AGUADA 19-AE-I |

| | | | | |
|------|-----|-------|---------|-----------------|
| 2019 | 4 | 18112 | 6548117 | AGUAS BUENAS |
| 2019 | 5 | 18183 | 6520128 | AIBONITO 19-A |
| 2019 | 6 | 18025 | 6548121 | ANASCO 19-AE-I |
| 2019 | 7 | 18086 | 6528793 | ARROYO 19-AE- |
| 2019 | 10 | 18209 | 6561118 | CAMUY 19-AE-1. |
| 2019 | 10 | 18209 | 6561428 | CAMUY 19-AE-1. |
| 2019 | 12 | 18058 | 6519976 | CEIBA 19-AE-15- |
| 2019 | 12 | 18058 | 6536724 | CEIBA 19-AE-15- |
| 2019 | 15 | 18050 | 6595232 | COMERIO 19-AE |
| 2019 | 15 | 18050 | 6606815 | COMERIO 19-AE |
| 2019 | 15 | 18050 | 6644007 | COMERIO 19-AE |
| 2019 | 15 | 18050 | 6644028 | COMERIO 19-AE |
| 2019 | 15 | 18050 | 6644073 | COMERIO 19-AE |
| 2019 | 15 | 18050 | 6646701 | COMERIO 19-AE |
| 2019 | 16 | 18259 | 6552192 | COROZAL 19-AE |
| 2019 | 16 | 18259 | 6563390 | COROZAL 19-AE |
| 2019 | 16 | 18259 | 6564982 | COROZAL 19-AE |
| 2019 | 16 | 18259 | 6578531 | COROZAL 19-AE |
| 2019 | 19 | 18083 | 6514609 | FLORIDA 19-AE- |
| 2019 | 19 | 18083 | 6547186 | FLORIDA 19-AE- |
| 2019 | 19 | 18083 | 6551418 | FLORIDA 19-AE- |
| 2019 | 21 | 18216 | 6545098 | GUAYANILLA 19 |
| 2019 | 24 | 18030 | 6516807 | HORMIGUEROS |
| 2019 | 33 | 18044 | 6540190 | MARICAO 19-AE |
| 2019 | 35 | 18038 | 6547913 | MOCA 19-AE-45- |
| 2019 | 35 | 18038 | 6563390 | MOCA 19-AE-45- |
| 2019 | 36 | 18171 | 6563327 | MOROVIS 19-AE |
| 2019 | 39 | 18102 | 6632940 | OROCOVIS 19-A |
| 2019 | 39 | 18102 | 6635578 | OROCOVIS 19-A |
| 2019 | 52 | 18078 | 6521548 | YABUCOA 19-AE |
| 2019 | 52 | 18080 | 6596857 | YABUCOA 19-AE |
| 2020 | 34 | 18714 | 6620082 | AGUADA 20-AE-I |
| 2020 | 34 | 18714 | 6636503 | AGUADA 20-AE-I |
| 2020 | 34 | 18715 | 6636504 | AGUADA 20-AE-I |
| 2020 | 35 | 18718 | 6613080 | AGUAS BUENAS |
| 2020 | 35 | 18718 | 6613088 | AGUAS BUENAS |
| 2020 | 52 | 18720 | 6598743 | GUAYANILLA 20 |
| 2020 | 66 | 18879 | 6629701 | MOCA 20-AE-45- |
| 2020 | 70 | 18735 | 6643747 | OROCOVIS 20-A |
| 2020 | 70 | 18736 | 6629246 | OROCOVIS 20-A |
| 2020 | 70 | 18736 | 6630860 | OROCOVIS 20-A |
| 2020 | 70 | 18737 | 6621726 | OROCOVIS 20-A |
| 2020 | 70 | 18737 | 6629268 | OROCOVIS 20-A |
| 2020 | 70 | 18737 | 6629278 | OROCOVIS 20-A |
| 2020 | 70 | 18737 | 6630815 | OROCOVIS 20-A |
| 2020 | 70 | 18737 | 6643751 | OROCOVIS 20-A |
| 2020 | 71 | 18882 | 6643388 | PATILLAS 20-AE |
| 2020 | 71 | 18883 | 6643391 | PATILLAS 20-AE |
| 2020 | 71 | 18883 | 6643397 | PATILLAS 20-AE |
| 2020 | 71 | 18884 | 6643383 | PATILLAS 20-AE |
| 2020 | 166 | 18910 | 6646431 | OROCOVIS 20-F |

| | | | | |
|------|-----|-------|---------|-----------------|
| 2020 | 166 | 18910 | 6646433 | OROCOVIS 20-F |
| 2020 | 166 | 18910 | 6646435 | OROCOVIS 20-F |
| 2017 | 52 | 17786 | 6521548 | HORMIGUEROS |
| 2018 | 67 | 17895 | 6632896 | OROCOVIS 18-A |
| 2018 | 67 | 17895 | 6635479 | OROCOVIS 18-A |
| 2018 | 73 | 17909 | 6511493 | SALINAS 18-AE-! |
| 2018 | 73 | 17909 | 6537332 | SALINAS 18-AE-! |
| 2018 | 73 | 17909 | 6545222 | SALINAS 18-AE-! |
| 2018 | 73 | 17909 | 6563682 | SALINAS 18-AE-! |
| 2018 | 73 | 17909 | 6578616 | SALINAS 18-AE-! |
| 2018 | 73 | 17909 | 6597477 | SALINAS 18-AE-! |
| 2018 | 73 | 17909 | 6605599 | SALINAS 18-AE-! |
| 2012 | 11 | 16669 | 6523089 | 12-AB-15-PF-003 |
| 2012 | 11 | 16669 | 6528403 | 12-AB-15-PF-003 |
| 2013 | 37 | 17383 | 6519239 | CATANO 13-AB- |
| 2013 | 38 | 15679 | 6528403 | CEIBA 13-AB-15 |
| 2013 | 60 | 16127 | 6530770 | MAUNABO 13-AI |
| 2014 | 53 | 16399 | 6529617 | QUEBRADILLA 1 |
| 2015 | 13 | 17402 | 6519239 | CATANO 15-AE- |
| 2016 | 37 | 17451 | 6519239 | CATANO 16-AE- |
| 2016 | 62 | 17821 | 6551171 | MOROVIS 16-AE |
| 2012 | 2 | 15146 | 6523325 | 12-AB-02-PS-002 |
| 2012 | 3 | 15149 | 6523732 | 12-AB-04-PS-002 |
| 2012 | 41 | 15392 | 6529541 | 12-FC-52-PS-002 |
| 2013 | 29 | 15651 | 6523336 | AGUADA 13-AB- |
| 2013 | 31 | 18285 | 6516672 | AIBONITO 13-A |
| 2013 | 31 | 18285 | 6523844 | AIBONITO 13-A |
| 2013 | 40 | 15899 | 6526312 | COAMO 13-AB-I |
| 2013 | 46 | 15906 | 6531191 | GUANICA 13-AB |
| 2013 | 68 | 15995 | 6508778 | QUEBRADILLAS |
| 2013 | 68 | 15995 | 6529524 | QUEBRADILLAS |
| 2014 | 18 | 16220 | 6519283 | ARROYO 14-FC- |
| 2014 | 18 | 16407 | 6519283 | ARROYO 14-AE |
| 2014 | 22 | 17381 | 6519263 | CATANO 14-AB- |
| 2014 | 25 | 16315 | 6527712 | COAMO 14-FC-1 |
| 2014 | 28 | 16368 | 6529541 | CULEBRA 14-AB |
| 2014 | 39 | 16346 | 6511493 | LARES 14-AB-37 |
| 2014 | 41 | 16352 | 6524330 | LAS PIEDRAS 14 |
| 2014 | 42 | 16356 | 6508778 | LOIZA 14-AB-40 |
| 2014 | 42 | 16356 | 6524330 | LOIZA 14-AB-40 |
| 2014 | 52 | 16264 | 6524330 | PENUELAS 14-FI |
| 2014 | 53 | 16400 | 6529617 | QUEBRADILLAS |
| 2015 | 5 | 16710 | 6648192 | AGUADA 15-AE-I |
| 2015 | 9 | 16826 | 6573905 | ARROYO 15-AE- |
| 2015 | 9 | 16826 | 6595457 | ARROYO 15-AE- |
| 2015 | 9 | 16826 | 6596437 | ARROYO 15-AE- |
| 2015 | 14 | 16812 | 6539845 | CEIBA 15-AE-15 |
| 2015 | 15 | 16858 | 6636705 | CIALES 15-AE-16 |

| | | | | |
|------|----|-------|---------|-----------------|
| 2015 | 15 | 16858 | 6636706 | CIALES 15-AE-16 |
| 2015 | 15 | 16858 | 6636707 | CIALES 15-AE-16 |
| 2015 | 18 | 16740 | 6617122 | COROZAL 15-AE |
| 2015 | 18 | 16740 | 6622106 | COROZAL 15-AE |
| 2015 | 18 | 16740 | 6629045 | COROZAL 15-AE |
| 2015 | 18 | 16740 | 6629533 | COROZAL 15-AE |
| 2015 | 18 | 16740 | 6640073 | COROZAL 15-AE |
| 2015 | 18 | 16740 | 6641474 | COROZAL 15-AE |
| 2015 | 26 | 16775 | 6572088 | HORMIGUEROS |
| 2015 | 30 | 16831 | 6537332 | LARES 15-AE-37 |
| 2015 | 30 | 16831 | 6642740 | LARES 15-AE-37 |
| 2015 | 30 | 16831 | 6642741 | LARES 15-AE-37 |
| 2015 | 32 | 16839 | 6553680 | LAS PIEDRAS 15 |
| 2015 | 33 | 17043 | 6628587 | LOIZA 15-AE-40 |
| 2015 | 38 | 16817 | 6550247 | MOROVIS 15-AE |
| 2015 | 39 | 18733 | 6622814 | NAGUABO 15-AE |
| 2015 | 39 | 18733 | 6629347 | NAGUABO 15-AE |
| 2015 | 39 | 18733 | 6643403 | NAGUABO 15-AE |
| 2015 | 44 | 16914 | 6517203 | QUEBRADILLAS |
| 2015 | 44 | 16914 | 6535472 | QUEBRADILLAS |
| 2015 | 44 | 16914 | 6542689 | QUEBRADILLAS |
| 2015 | 44 | 16914 | 6555987 | QUEBRADILLAS |
| 2015 | 46 | 16974 | 6616636 | SABANA GRAND |
| 2016 | 29 | 17306 | 6648282 | AGUADA 16-AE-1 |
| 2016 | 29 | 17306 | 6648284 | AGUADA 16-AE-1 |
| 2016 | 31 | 17090 | 6516673 | AIBONITO 16-A |
| 2016 | 31 | 17090 | 6519273 | AIBONITO 16-A |
| 2016 | 31 | 17090 | 6536227 | AIBONITO 16-A |
| 2016 | 31 | 17090 | 6595697 | AIBONITO 16-A |
| 2016 | 34 | 17180 | 6646881 | BARCELONETA |
| 2016 | 36 | 17991 | 6558377 | CAMUY 16-AE-1 |
| 2016 | 36 | 17991 | 6622110 | CAMUY 16-AE-1 |
| 2016 | 39 | 17143 | 6630775 | CIALES 16-AE-16 |
| 2016 | 39 | 17143 | 6630779 | CIALES 16-AE-16 |
| 2016 | 42 | 17237 | 6619780 | COROZAL 16-AE |
| 2016 | 42 | 17237 | 6629560 | COROZAL 16-AE |
| 2016 | 42 | 17237 | 6629624 | COROZAL 16-AE |
| 2016 | 42 | 17237 | 6631057 | COROZAL 16-AE |
| 2016 | 42 | 17237 | 6633187 | COROZAL 16-AE |
| 2016 | 42 | 17237 | 6642050 | COROZAL 16-AE |
| 2016 | 50 | 17120 | 6535918 | HORMIGUEROS |
| 2016 | 50 | 17120 | 6572088 | HORMIGUEROS |
| 2016 | 52 | 17136 | 6570686 | JUNCOS 16-AE-3 |
| 2016 | 52 | 17136 | 6578616 | JUNCOS 16-AE-3 |
| 2016 | 54 | 17216 | 6616143 | LARES 16-AE-37 |
| 2016 | 56 | 17124 | 6562079 | LAS PIEDRAS 16 |
| 2016 | 56 | 17124 | 6610871 | LAS PIEDRAS 16 |
| 2016 | 58 | 17222 | 6508778 | LUQUILLO 16-AI |
| 2016 | 61 | 17157 | 6635355 | MOCA 16-AE-45 |
| 2016 | 68 | 17212 | 6550247 | QUEBRADILLAS |
| 2016 | 68 | 17212 | 6557677 | QUEBRADILLAS |

| | | | | |
|------|----|-------|---------|------------------|
| 2016 | 68 | 17212 | 6570671 | QUEBRADILLAS |
| 2016 | 68 | 17212 | 6575951 | QUEBRADILLAS |
| 2016 | 68 | 17212 | 6594759 | QUEBRADILLAS |
| 2016 | 68 | 17212 | 6641436 | QUEBRADILLAS |
| 2016 | 70 | 17241 | 6616886 | SABANA GRAND |
| 2016 | 73 | 17164 | 6575317 | SANTA ISABEL 1 |
| 2016 | 78 | 17187 | 6538796 | YABUCOA 16-AE |
| 2016 | 78 | 17187 | 6563390 | YABUCOA 16-AE |
| 2017 | 33 | 17587 | 6509330 | AIBONITO 17-A |
| 2017 | 33 | 17587 | 6536227 | AIBONITO 17-A |
| 2017 | 33 | 17587 | 6595697 | AIBONITO 17-A |
| 2017 | 33 | 17587 | 6605708 | AIBONITO 17-A |
| 2017 | 40 | 17741 | 6528758 | CEIBA 17-AE-15- |
| 2017 | 40 | 17741 | 6536724 | CEIBA 17-AE-15- |
| 2017 | 40 | 17741 | 6538915 | CEIBA 17-AE-15- |
| 2017 | 40 | 17741 | 6542406 | CEIBA 17-AE-15- |
| 2017 | 40 | 17741 | 6546670 | CEIBA 17-AE-15- |
| 2017 | 40 | 17741 | 6558518 | CEIBA 17-AE-15- |
| 2017 | 41 | 17742 | 6636710 | CIALES 17-AE-16- |
| 2017 | 41 | 17742 | 6636712 | CIALES 17-AE-16- |
| 2017 | 41 | 17742 | 6636713 | CIALES 17-AE-16- |
| 2017 | 41 | 17742 | 6636715 | CIALES 17-AE-16- |
| 2017 | 41 | 17742 | 6636717 | CIALES 17-AE-16- |
| 2017 | 44 | 17735 | 6554188 | COROZAL 17-AE |
| 2017 | 44 | 17735 | 6554868 | COROZAL 17-AE |
| 2017 | 50 | 17728 | 6514609 | GURABO 17-AE- |
| 2017 | 54 | 17645 | 6578616 | JUNCOS 17-AE-3 |
| 2017 | 54 | 17645 | 6590889 | JUNCOS 17-AE-3 |
| 2017 | 68 | 17603 | 6575951 | PATILLAS 17-AE |
| 2017 | 68 | 17603 | 6587751 | PATILLAS 17-AE |
| 2017 | 68 | 17603 | 6594801 | PATILLAS 17-AE |
| 2017 | 68 | 17603 | 6598067 | PATILLAS 17-AE |
| 2017 | 68 | 17603 | 6606307 | PATILLAS 17-AE |
| 2017 | 68 | 17603 | 6609712 | PATILLAS 17-AE |
| 2017 | 68 | 17603 | 6622806 | PATILLAS 17-AE |
| 2017 | 68 | 17603 | 6622809 | PATILLAS 17-AE |
| 2017 | 68 | 17603 | 6622811 | PATILLAS 17-AE |
| 2017 | 68 | 17603 | 6643414 | PATILLAS 17-AE |
| 2017 | 68 | 17603 | 6643415 | PATILLAS 17-AE |
| 2017 | 72 | 17758 | 6547913 | SABANA GRAND |
| 2017 | 72 | 17758 | 6561032 | SABANA GRAND |
| 2017 | 72 | 17758 | 6572088 | SABANA GRAND |
| 2017 | 72 | 17758 | 6574279 | SABANA GRAND |
| 2017 | 72 | 17758 | 6584343 | SABANA GRAND |
| 2017 | 72 | 17758 | 6587339 | SABANA GRAND |
| 2017 | 72 | 17758 | 6593774 | SABANA GRAND |
| 2017 | 72 | 17758 | 6594681 | SABANA GRAND |
| 2017 | 72 | 17758 | 6606055 | SABANA GRAND |
| 2017 | 72 | 17758 | 6610486 | SABANA GRAND |
| 2017 | 72 | 17758 | 6616621 | SABANA GRAND |
| 2017 | 77 | 17599 | 6556304 | VEGA ALTA 17-/ |

| | | | | |
|------|----|-------|---------|------------------|
| 2017 | 80 | 17759 | 6532400 | YABUCOA 17-AE |
| 2017 | 80 | 17759 | 6619133 | YABUCOA 17-AE |
| 2018 | 31 | 17840 | 6611667 | AGUADA 18-AE-I |
| 2018 | 31 | 17840 | 6611668 | AGUADA 18-AE-I |
| 2018 | 31 | 17840 | 6611672 | AGUADA 18-AE-I |
| 2018 | 33 | 17845 | 6636528 | AIBONITO 18-A |
| 2018 | 36 | 17847 | 6509394 | BARCELONETA : |
| 2018 | 36 | 17847 | 6552661 | BARCELONETA : |
| 2018 | 37 | 17849 | 6603793 | BARRANQUITAS |
| 2018 | 38 | 17908 | 6558796 | CAMUY 18-AE-1: |
| 2018 | 38 | 17908 | 6622472 | CAMUY 18-AE-1: |
| 2018 | 40 | 17851 | 6539845 | CEIBA 18-AE-15- |
| 2018 | 41 | 17853 | 6542792 | CIALES 18-AE-16- |
| 2018 | 41 | 17853 | 6548304 | CIALES 18-AE-16- |
| 2018 | 44 | 17862 | 6532400 | COROZAL 18-AE |
| 2018 | 44 | 17862 | 6598996 | COROZAL 18-AE |
| 2018 | 47 | 17868 | 6543712 | FLORIDA 18-AE- |
| 2018 | 49 | 17810 | 6543811 | GUAYANILLA 18 |
| 2018 | 49 | 17810 | 6561749 | GUAYANILLA 18 |
| 2018 | 49 | 17810 | 6570540 | GUAYANILLA 18 |
| 2018 | 49 | 17810 | 6570674 | GUAYANILLA 18 |
| 2018 | 49 | 17810 | 6574562 | GUAYANILLA 18 |
| 2018 | 49 | 17810 | 6616242 | GUAYANILLA 18 |
| 2018 | 50 | 17873 | 6573550 | GURABO 18-AE- |
| 2018 | 50 | 17873 | 6609744 | GURABO 18-AE- |
| 2018 | 52 | 17878 | 6508918 | HORMIGUEROS |
| 2018 | 52 | 17878 | 6538588 | HORMIGUEROS |
| 2018 | 52 | 17878 | 6606055 | HORMIGUEROS |
| 2018 | 60 | 17889 | 6542714 | LUQUILLO 18-AI |
| 2018 | 61 | 17891 | 6565801 | MARICAO 18-AE |
| 2018 | 64 | 17825 | 6575951 | MOROVIS 18-AE |
| 2018 | 64 | 17825 | 6577202 | MOROVIS 18-AE |
| 2018 | 65 | 17831 | 6643405 | NAGUABO 18-AE |
| 2018 | 67 | 17896 | 6512243 | OROCOVIS 18-A |
| 2018 | 67 | 17896 | 6514908 | OROCOVIS 18-A |
| 2018 | 67 | 17896 | 6517248 | OROCOVIS 18-A |
| 2018 | 67 | 17896 | 6532479 | OROCOVIS 18-A |
| 2018 | 67 | 17896 | 6538588 | OROCOVIS 18-A |
| 2018 | 68 | 17898 | 6546570 | PATILLAS 18-AE |
| 2018 | 68 | 17898 | 6561475 | PATILLAS 18-AE |
| 2018 | 68 | 17898 | 6563141 | PATILLAS 18-AE |
| 2018 | 68 | 17898 | 6565801 | PATILLAS 18-AE |
| 2018 | 68 | 17898 | 6577202 | PATILLAS 18-AE |
| 2018 | 68 | 17898 | 6587751 | PATILLAS 18-AE |
| 2018 | 68 | 17898 | 6599289 | PATILLAS 18-AE |
| 2018 | 68 | 17898 | 6628825 | PATILLAS 18-AE |
| 2018 | 71 | 17901 | 6557684 | RINCON 18-AE-5 |
| 2018 | 72 | 17905 | 6641148 | SABANA GRAND |
| 2018 | 72 | 17905 | 6641160 | SABANA GRAND |
| 2018 | 72 | 17905 | 6641274 | SABANA GRAND |
| 2018 | 77 | 17913 | 6561171 | VEGA ALTA 18-A |

| | | | | |
|------|----|-------|---------|------------------|
| 2018 | 77 | 17913 | 6602783 | VEGA ALTA 18-1 |
| 2018 | 77 | 17913 | 6604385 | VEGA ALTA 18-1 |
| 2018 | 77 | 17913 | 6641179 | VEGA ALTA 18-1 |
| 2018 | 77 | 17913 | 6641205 | VEGA ALTA 18-1 |
| 2018 | 77 | 17913 | 6641776 | VEGA ALTA 18-1 |
| 2018 | 80 | 17920 | 6616872 | YABUCOA 18-AE |
| 2019 | 2 | 18070 | 6533731 | ADJUNTAS 19-AI |
| 2019 | 2 | 18070 | 6544436 | ADJUNTAS 19-AI |
| 2019 | 2 | 18070 | 6570512 | ADJUNTAS 19-AI |
| 2019 | 2 | 18070 | 6587329 | ADJUNTAS 19-AI |
| 2019 | 2 | 18070 | 6616356 | ADJUNTAS 19-AI |
| 2019 | 2 | 18070 | 6636525 | ADJUNTAS 19-AI |
| 2019 | 7 | 18087 | 6573905 | ARROYO 19-AE- |
| 2019 | 7 | 18087 | 6595457 | ARROYO 19-AE- |
| 2019 | 7 | 18087 | 6596437 | ARROYO 19-AE- |
| 2019 | 7 | 18087 | 6628501 | ARROYO 19-AE- |
| 2019 | 9 | 18062 | 6603793 | BARRANQUITAS |
| 2019 | 9 | 18062 | 6605740 | BARRANQUITAS |
| 2019 | 10 | 18208 | 6558796 | CAMUY 19-AE-1. |
| 2019 | 10 | 18208 | 6605972 | CAMUY 19-AE-1. |
| 2019 | 10 | 18208 | 6622691 | CAMUY 19-AE-1. |
| 2019 | 10 | 18208 | 6631341 | CAMUY 19-AE-1. |
| 2019 | 12 | 18059 | 6546670 | CEIBA 19-AE-15- |
| 2019 | 13 | 18048 | 6542792 | CIALES 19-AE-16- |
| 2019 | 14 | 18090 | 6604430 | COAMO 19-AE-1 |
| 2019 | 21 | 18214 | 6608508 | GUAYANILLA 19 |
| 2019 | 21 | 18214 | 6622141 | GUAYANILLA 19 |
| 2019 | 21 | 18214 | 6641797 | GUAYANILLA 19 |
| 2019 | 21 | 18214 | 6641808 | GUAYANILLA 19 |
| 2019 | 23 | 18073 | 6551612 | HATILLO 19-AE- |
| 2019 | 24 | 18031 | 6542846 | HORMIGUEROS |
| 2019 | 24 | 18031 | 6549969 | HORMIGUEROS |
| 2019 | 24 | 18031 | 6572613 | HORMIGUEROS |
| 2019 | 24 | 18031 | 6578531 | HORMIGUEROS |
| 2019 | 24 | 18031 | 6602886 | HORMIGUEROS |
| 2019 | 24 | 18031 | 6636211 | HORMIGUEROS |
| 2019 | 24 | 18031 | 6636631 | HORMIGUEROS |
| 2019 | 24 | 18031 | 6643714 | HORMIGUEROS |
| 2019 | 26 | 18186 | 6609208 | JUNCOS 19-AE-3 |
| 2019 | 26 | 18186 | 6610119 | JUNCOS 19-AE-3 |
| 2019 | 26 | 18186 | 6611854 | JUNCOS 19-AE-3 |
| 2019 | 26 | 18186 | 6628338 | JUNCOS 19-AE-3 |
| 2019 | 26 | 18186 | 6632991 | JUNCOS 19-AE-3 |
| 2019 | 29 | 18117 | 6520594 | LAS MARIAS 19- |
| 2019 | 29 | 18117 | 6533842 | LAS MARIAS 19- |
| 2019 | 29 | 18117 | 6546245 | LAS MARIAS 19- |
| 2019 | 29 | 18117 | 6571393 | LAS MARIAS 19- |
| 2019 | 29 | 18117 | 6609883 | LAS MARIAS 19- |
| 2019 | 30 | 18201 | 6570571 | LAS PIEDRAS 19 |
| 2019 | 30 | 18201 | 6577202 | LAS PIEDRAS 19 |
| 2019 | 30 | 18201 | 6594801 | LAS PIEDRAS 19 |

| | | | | |
|------|----|-------|---------|----------------|
| 2019 | 31 | 18056 | 6583786 | LOIZA 19-AE-40 |
| 2019 | 31 | 18056 | 6610360 | LOIZA 19-AE-40 |
| 2019 | 33 | 18045 | 6565830 | MARICAO 19-AE |
| 2019 | 35 | 18039 | 6542846 | MOCA 19-AE-45 |
| 2019 | 35 | 18039 | 6578531 | MOCA 19-AE-45 |
| 2019 | 36 | 18173 | 6587746 | MOROVIS 19-AE |
| 2019 | 39 | 18103 | 6512243 | OROCOVIS 19-A |
| 2019 | 39 | 18103 | 6514908 | OROCOVIS 19-A |
| 2019 | 39 | 18103 | 6517248 | OROCOVIS 19-A |
| 2019 | 39 | 18103 | 6532479 | OROCOVIS 19-A |
| 2019 | 39 | 18103 | 6538588 | OROCOVIS 19-A |
| 2019 | 39 | 18103 | 6549536 | OROCOVIS 19-A |
| 2019 | 39 | 18103 | 6554868 | OROCOVIS 19-A |
| 2019 | 39 | 18103 | 6561032 | OROCOVIS 19-A |
| 2019 | 39 | 18103 | 6593769 | OROCOVIS 19-A |
| 2019 | 39 | 18103 | 6594209 | OROCOVIS 19-A |
| 2019 | 39 | 18103 | 6596000 | OROCOVIS 19-A |
| 2019 | 39 | 18103 | 6606055 | OROCOVIS 19-A |
| 2019 | 39 | 18103 | 6613401 | OROCOVIS 19-A |
| 2019 | 39 | 18103 | 6620035 | OROCOVIS 19-A |
| 2019 | 39 | 18103 | 6629047 | OROCOVIS 19-A |
| 2019 | 39 | 18103 | 6630763 | OROCOVIS 19-A |
| 2019 | 39 | 18103 | 6635570 | OROCOVIS 19-A |
| 2019 | 39 | 18103 | 6641386 | OROCOVIS 19-A |
| 2019 | 40 | 18109 | 6561475 | PATILLAS 19-AE |
| 2019 | 40 | 18109 | 6565830 | PATILLAS 19-AE |
| 2019 | 40 | 18109 | 6570671 | PATILLAS 19-AE |
| 2019 | 40 | 18109 | 6571174 | PATILLAS 19-AE |
| 2019 | 40 | 18109 | 6587746 | PATILLAS 19-AE |
| 2019 | 40 | 18109 | 6599289 | PATILLAS 19-AE |
| 2019 | 47 | 18189 | 6575317 | SANTA ISABEL 1 |
| 2019 | 49 | 18121 | 6643137 | VEGA ALTA 19-A |
| 2019 | 49 | 18121 | 6643145 | VEGA ALTA 19-A |
| 2019 | 51 | 18028 | 6508918 | VILLALBA 19-AE |
| 2019 | 52 | 18079 | 6563390 | YABUCOA 19-AE |
| 2019 | 52 | 18079 | 6619187 | YABUCOA 19-AE |
| 2020 | 60 | 18807 | 6613571 | LAS MARIAS 20- |
| 2020 | 60 | 18807 | 6613611 | LAS MARIAS 20- |
| 2020 | 60 | 18807 | 6629144 | LAS MARIAS 20- |
| 2020 | 82 | 18899 | 6641384 | VILLALBA 20-AE |
| 2020 | 82 | 18899 | 6643716 | VILLALBA 20-AE |
| 2014 | 53 | 16378 | 6520843 | QUEBRADILLAS |
| 2015 | 22 | 16944 | 6636617 | GUANICA 15-AE |
| 2016 | 62 | 17161 | 6619179 | MOROVIS 16-AE |
| 2016 | 68 | 17213 | 6559012 | QUEBRADILLAS |
| 2016 | 68 | 17213 | 6565740 | QUEBRADILLAS |
| 2017 | 64 | 17623 | 6628585 | MOROVIS 17-AE |
| 2017 | 70 | 17757 | 6551171 | QUEBRADILLAS |
| 2017 | 70 | 17757 | 6571174 | QUEBRADILLAS |
| 2017 | 70 | 17757 | 6574338 | QUEBRADILLAS |

| | | | | |
|------|----|-------|---------|----------------|
| 2017 | 70 | 17757 | 6594801 | QUEBRADILLAS |
| 2017 | 70 | 17757 | 6598067 | QUEBRADILLAS |
| 2017 | 70 | 17757 | 6629843 | QUEBRADILLAS |
| 2017 | 70 | 17757 | 6641470 | QUEBRADILLAS |
| 2017 | 70 | 17757 | 6646232 | QUEBRADILLAS |
| 2018 | 49 | 17809 | 6563756 | GUAYANILLA 18 |
| 2018 | 49 | 17809 | 6570674 | GUAYANILLA 18 |
| 2018 | 49 | 17809 | 6574562 | GUAYANILLA 18 |
| 2018 | 49 | 17809 | 6613344 | GUAYANILLA 18 |
| 2018 | 49 | 17809 | 6643753 | GUAYANILLA 18 |
| 2018 | 64 | 17824 | 6642469 | MOROVIS 18-AE |
| 2018 | 73 | 17910 | 6574562 | SALINAS 18-AE- |
| 2019 | 21 | 18215 | 6616788 | GUAYANILLA 19 |
| 2019 | 36 | 18172 | 6565663 | MOROVIS 19-AE |
| 2019 | 36 | 18172 | 6587746 | MOROVIS 19-AE |
| 2019 | 36 | 18172 | 6598067 | MOROVIS 19-AE |
| 2019 | 36 | 18172 | 6616173 | MOROVIS 19-AE |
| 2020 | 67 | 18730 | 6628805 | MOROVIS 20-AE |
| 2017 | 46 | 17746 | 6556231 | DORADO 17-AE- |
| 2018 | 44 | 17863 | 6554188 | COROZAL 18-AE |
| 2018 | 44 | 17863 | 6593774 | COROZAL 18-AE |
| 2018 | 44 | 17863 | 6617444 | COROZAL 18-AE |
| 2018 | 44 | 17863 | 6641736 | COROZAL 18-AE |
| 2018 | 46 | 17923 | 6564251 | DORADO 18-AE- |
| 2018 | 46 | 17923 | 6566025 | DORADO 18-AE- |
| 2018 | 46 | 17923 | 6631714 | DORADO 18-AE- |
| 2015 | 44 | 16916 | 6537461 | QUEBRADILLAS |
| 2015 | 44 | 16916 | 6570571 | QUEBRADILLAS |
| 2018 | 43 | 17859 | 6521186 | COMERIO 18-AE |
| 2017 | 42 | 17777 | 6533478 | COAMO 17-AE-1 |
| 2017 | 33 | 17588 | 6528655 | AIBONITO 17-A |
| 2017 | 33 | 17588 | 6534651 | AIBONITO 17-A |
| 2017 | 33 | 17588 | 6539297 | AIBONITO 17-A |
| 2017 | 33 | 17588 | 6541638 | AIBONITO 17-A |
| 2017 | 33 | 17588 | 6552458 | AIBONITO 17-A |
| 2018 | 33 | 17844 | 6552458 | AIBONITO 18-A |
| 2018 | 33 | 17844 | 6606357 | AIBONITO 18-A |
| 2018 | 33 | 17844 | 6616623 | AIBONITO 18-A |
| 2018 | 33 | 17844 | 6619525 | AIBONITO 18-A |
| 2018 | 33 | 17844 | 6620332 | AIBONITO 18-A |
| 2018 | 33 | 17844 | 6620334 | AIBONITO 18-A |
| 2019 | 22 | 18095 | 6646521 | GURABO 19-AE- |

Total

| Plan | IDIS | IDIS Activity | vouner | Activity to |
|-------------|----------------|----------------------|---------------|--------------------|
| Year | Project | | Number | Number |
| 2012 | 2 | 15146 | 6523325 | No |
| 2012 | 3 | 15149 | 6523732 | No |
| 2012 | 41 | 15392 | 6529541 | No |
| 2013 | 29 | 15651 | 6523336 | No |
| 2013 | 31 | 18285 | 6516672 | No |
| 2013 | 31 | 18285 | 6523844 | No |
| 2013 | 40 | 15899 | 6526312 | No |
| 2013 | 46 | 15906 | 6531191 | No |
| 2013 | 68 | 15995 | 6508778 | No |
| 2013 | 68 | 15995 | 6529524 | No |
| 2014 | 18 | 16220 | 6519283 | No |
| 2014 | 18 | 16407 | 6519283 | No |
| 2014 | 22 | 17381 | 6519263 | No |
| 2014 | 25 | 16315 | 6527712 | No |
| 2014 | 28 | 16368 | 6529541 | No |
| 2014 | 39 | 16346 | 6511493 | No |
| 2014 | 41 | 16352 | 6524330 | No |
| 2014 | 42 | 16356 | 6508778 | No |
| 2014 | 42 | 16356 | 6524330 | No |
| 2014 | 52 | 16264 | 6524330 | No |
| 2014 | 53 | 16400 | 6529617 | No |
| 2015 | 5 | 16710 | 6648192 | No |
| 2015 | 9 | 16826 | 6573905 | No |
| 2015 | 9 | 16826 | 6595457 | No |
| 2015 | 9 | 16826 | 6596437 | No |
| 2015 | 14 | 16812 | 6539845 | No |
| 2015 | 15 | 16858 | 6636705 | No |
| 2015 | 15 | 16858 | 6636706 | No |
| 2015 | 15 | 16858 | 6636707 | No |
| 2015 | 18 | 16740 | 6617122 | No |
| 2015 | 18 | 16740 | 6622106 | No |
| 2015 | 18 | 16740 | 6629045 | No |
| 2015 | 18 | 16740 | 6629533 | No |
| 2015 | 18 | 16740 | 6640073 | No |
| 2015 | 18 | 16740 | 6641474 | No |
| 2015 | 26 | 16775 | 6572088 | No |
| 2015 | 30 | 16831 | 6537332 | No |
| 2015 | 30 | 16831 | 6642740 | No |
| 2015 | 30 | 16831 | 6642741 | No |
| 2015 | 32 | 16839 | 6553680 | No |
| 2015 | 33 | 17043 | 6628587 | No |
| 2015 | 38 | 16817 | 6550247 | No |
| 2015 | 39 | 18733 | 6622814 | No |
| 2015 | 39 | 18733 | 6629347 | No |
| 2015 | 39 | 18733 | 6643403 | No |
| 2015 | 44 | 16914 | 6517203 | No |
| 2015 | 44 | 16914 | 6535472 | No |
| 2015 | 44 | 16914 | 6542689 | No |
| 2015 | 44 | 16914 | 6555987 | No |
| 2015 | 46 | 16974 | 6616636 | No |

| | | | | |
|------|----|-------|---------|----|
| 2016 | 29 | 17306 | 6648282 | No |
| 2016 | 29 | 17306 | 6648284 | No |
| 2016 | 31 | 17090 | 6516673 | No |
| 2016 | 31 | 17090 | 6519273 | No |
| 2016 | 31 | 17090 | 6536227 | No |
| 2016 | 31 | 17090 | 6595697 | No |
| 2016 | 34 | 17180 | 6646881 | No |
| 2016 | 36 | 17991 | 6558377 | No |
| 2016 | 36 | 17991 | 6622110 | No |
| 2016 | 39 | 17143 | 6630775 | No |
| 2016 | 39 | 17143 | 6630779 | No |
| 2016 | 42 | 17237 | 6619780 | No |
| 2016 | 42 | 17237 | 6629560 | No |
| 2016 | 42 | 17237 | 6629624 | No |
| 2016 | 42 | 17237 | 6631057 | No |
| 2016 | 42 | 17237 | 6633187 | No |
| 2016 | 42 | 17237 | 6642050 | No |
| 2016 | 50 | 17120 | 6535918 | No |
| 2016 | 50 | 17120 | 6572088 | No |
| 2016 | 52 | 17136 | 6570686 | No |
| 2016 | 52 | 17136 | 6578616 | No |
| 2016 | 54 | 17216 | 6616143 | No |
| 2016 | 56 | 17124 | 6562079 | No |
| 2016 | 56 | 17124 | 6610871 | No |
| 2016 | 58 | 17222 | 6508778 | No |
| 2016 | 61 | 17157 | 6635355 | No |
| 2016 | 68 | 17212 | 6550247 | No |
| 2016 | 68 | 17212 | 6557677 | No |
| 2016 | 68 | 17212 | 6570671 | No |
| 2016 | 68 | 17212 | 6575951 | No |
| 2016 | 68 | 17212 | 6594759 | No |
| 2016 | 68 | 17212 | 6641436 | No |
| 2016 | 70 | 17241 | 6616886 | No |
| 2016 | 73 | 17164 | 6575317 | No |
| 2016 | 78 | 17187 | 6538796 | No |
| 2016 | 78 | 17187 | 6563390 | No |
| 2017 | 33 | 17587 | 6509330 | No |
| 2017 | 33 | 17587 | 6536227 | No |
| 2017 | 33 | 17587 | 6595697 | No |
| 2017 | 33 | 17587 | 6605708 | No |
| 2017 | 40 | 17741 | 6528758 | No |
| 2017 | 40 | 17741 | 6536724 | No |
| 2017 | 40 | 17741 | 6538915 | No |
| 2017 | 40 | 17741 | 6542406 | No |
| 2017 | 40 | 17741 | 6546670 | No |
| 2017 | 40 | 17741 | 6558518 | No |
| 2017 | 41 | 17742 | 6636710 | No |
| 2017 | 41 | 17742 | 6636712 | No |
| 2017 | 41 | 17742 | 6636713 | No |
| 2017 | 41 | 17742 | 6636715 | No |
| 2017 | 41 | 17742 | 6636717 | No |

| | | | | |
|------|----|-------|---------|----|
| 2017 | 44 | 17735 | 6554188 | No |
| 2017 | 44 | 17735 | 6554868 | No |
| 2017 | 50 | 17728 | 6514609 | No |
| 2017 | 54 | 17645 | 6578616 | No |
| 2017 | 54 | 17645 | 6590889 | No |
| 2017 | 68 | 17603 | 6575951 | No |
| 2017 | 68 | 17603 | 6587751 | No |
| 2017 | 68 | 17603 | 6594801 | No |
| 2017 | 68 | 17603 | 6598067 | No |
| 2017 | 68 | 17603 | 6606307 | No |
| 2017 | 68 | 17603 | 6609712 | No |
| 2017 | 68 | 17603 | 6622806 | No |
| 2017 | 68 | 17603 | 6622809 | No |
| 2017 | 68 | 17603 | 6622811 | No |
| 2017 | 68 | 17603 | 6643414 | No |
| 2017 | 68 | 17603 | 6643415 | No |
| 2017 | 72 | 17758 | 6547913 | No |
| 2017 | 72 | 17758 | 6561032 | No |
| 2017 | 72 | 17758 | 6572088 | No |
| 2017 | 72 | 17758 | 6574279 | No |
| 2017 | 72 | 17758 | 6584343 | No |
| 2017 | 72 | 17758 | 6587339 | No |
| 2017 | 72 | 17758 | 6593774 | No |
| 2017 | 72 | 17758 | 6594681 | No |
| 2017 | 72 | 17758 | 6606055 | No |
| 2017 | 72 | 17758 | 6610486 | No |
| 2017 | 72 | 17758 | 6616621 | No |
| 2017 | 77 | 17599 | 6556304 | No |
| 2017 | 80 | 17759 | 6532400 | No |
| 2017 | 80 | 17759 | 6619133 | No |
| 2018 | 31 | 17840 | 6611667 | No |
| 2018 | 31 | 17840 | 6611668 | No |
| 2018 | 31 | 17840 | 6611672 | No |
| 2018 | 33 | 17845 | 6636528 | No |
| 2018 | 36 | 17847 | 6509394 | No |
| 2018 | 36 | 17847 | 6552661 | No |
| 2018 | 37 | 17849 | 6603793 | No |
| 2018 | 38 | 17908 | 6558796 | No |
| 2018 | 38 | 17908 | 6622472 | No |
| 2018 | 40 | 17851 | 6539845 | No |
| 2018 | 41 | 17853 | 6542792 | No |
| 2018 | 41 | 17853 | 6548304 | No |
| 2018 | 44 | 17862 | 6532400 | No |
| 2018 | 44 | 17862 | 6598996 | No |
| 2018 | 47 | 17868 | 6543712 | No |
| 2018 | 49 | 17810 | 6543811 | No |
| 2018 | 49 | 17810 | 6561749 | No |
| 2018 | 49 | 17810 | 6570540 | No |
| 2018 | 49 | 17810 | 6570674 | No |
| 2018 | 49 | 17810 | 6574562 | No |
| 2018 | 49 | 17810 | 6616242 | No |

| | | | | |
|------|----|-------|---------|----|
| 2018 | 50 | 17873 | 6573550 | No |
| 2018 | 50 | 17873 | 6609744 | No |
| 2018 | 52 | 17878 | 6508918 | No |
| 2018 | 52 | 17878 | 6538588 | No |
| 2018 | 52 | 17878 | 6606055 | No |
| 2018 | 60 | 17889 | 6542714 | No |
| 2018 | 61 | 17891 | 6565801 | No |
| 2018 | 64 | 17825 | 6575951 | No |
| 2018 | 64 | 17825 | 6577202 | No |
| 2018 | 65 | 17831 | 6643405 | No |
| 2018 | 67 | 17896 | 6512243 | No |
| 2018 | 67 | 17896 | 6514908 | No |
| 2018 | 67 | 17896 | 6517248 | No |
| 2018 | 67 | 17896 | 6532479 | No |
| 2018 | 67 | 17896 | 6538588 | No |
| 2018 | 68 | 17898 | 6546570 | No |
| 2018 | 68 | 17898 | 6561475 | No |
| 2018 | 68 | 17898 | 6563141 | No |
| 2018 | 68 | 17898 | 6565801 | No |
| 2018 | 68 | 17898 | 6577202 | No |
| 2018 | 68 | 17898 | 6587751 | No |
| 2018 | 68 | 17898 | 6599289 | No |
| 2018 | 68 | 17898 | 6628825 | No |
| 2018 | 71 | 17901 | 6557684 | No |
| 2018 | 72 | 17905 | 6641148 | No |
| 2018 | 72 | 17905 | 6641160 | No |
| 2018 | 72 | 17905 | 6641274 | No |
| 2018 | 77 | 17913 | 6561171 | No |
| 2018 | 77 | 17913 | 6602783 | No |
| 2018 | 77 | 17913 | 6604385 | No |
| 2018 | 77 | 17913 | 6641179 | No |
| 2018 | 77 | 17913 | 6641205 | No |
| 2018 | 77 | 17913 | 6641776 | No |
| 2018 | 80 | 17920 | 6616872 | No |
| 2019 | 2 | 18070 | 6533731 | No |
| 2019 | 2 | 18070 | 6544436 | No |
| 2019 | 2 | 18070 | 6570512 | No |
| 2019 | 2 | 18070 | 6587329 | No |
| 2019 | 2 | 18070 | 6616356 | No |
| 2019 | 2 | 18070 | 6636525 | No |
| 2019 | 7 | 18087 | 6573905 | No |
| 2019 | 7 | 18087 | 6595457 | No |
| 2019 | 7 | 18087 | 6596437 | No |
| 2019 | 7 | 18087 | 6628501 | No |
| 2019 | 9 | 18062 | 6603793 | No |
| 2019 | 9 | 18062 | 6605740 | No |
| 2019 | 10 | 18208 | 6558796 | No |
| 2019 | 10 | 18208 | 6605972 | No |
| 2019 | 10 | 18208 | 6622691 | No |
| 2019 | 10 | 18208 | 6631341 | No |
| 2019 | 12 | 18059 | 6546670 | No |

| | | | | |
|------|----|-------|---------|----|
| 2019 | 13 | 18048 | 6542792 | No |
| 2019 | 14 | 18090 | 6604430 | No |
| 2019 | 21 | 18214 | 6608508 | No |
| 2019 | 21 | 18214 | 6622141 | No |
| 2019 | 21 | 18214 | 6641797 | No |
| 2019 | 21 | 18214 | 6641808 | No |
| 2019 | 23 | 18073 | 6551612 | No |
| 2019 | 24 | 18031 | 6542846 | No |
| 2019 | 24 | 18031 | 6549969 | No |
| 2019 | 24 | 18031 | 6572613 | No |
| 2019 | 24 | 18031 | 6578531 | No |
| 2019 | 24 | 18031 | 6602886 | No |
| 2019 | 24 | 18031 | 6636211 | No |
| 2019 | 24 | 18031 | 6636631 | No |
| 2019 | 24 | 18031 | 6643714 | No |
| 2019 | 26 | 18186 | 6609208 | No |
| 2019 | 26 | 18186 | 6610119 | No |
| 2019 | 26 | 18186 | 6611854 | No |
| 2019 | 26 | 18186 | 6628338 | No |
| 2019 | 26 | 18186 | 6632991 | No |
| 2019 | 29 | 18117 | 6520594 | No |
| 2019 | 29 | 18117 | 6533842 | No |
| 2019 | 29 | 18117 | 6546245 | No |
| 2019 | 29 | 18117 | 6571393 | No |
| 2019 | 29 | 18117 | 6609883 | No |
| 2019 | 30 | 18201 | 6570571 | No |
| 2019 | 30 | 18201 | 6577202 | No |
| 2019 | 30 | 18201 | 6594801 | No |
| 2019 | 31 | 18056 | 6583786 | No |
| 2019 | 31 | 18056 | 6610360 | No |
| 2019 | 33 | 18045 | 6565830 | No |
| 2019 | 35 | 18039 | 6542846 | No |
| 2019 | 35 | 18039 | 6578531 | No |
| 2019 | 36 | 18173 | 6587746 | No |
| 2019 | 39 | 18103 | 6512243 | No |
| 2019 | 39 | 18103 | 6514908 | No |
| 2019 | 39 | 18103 | 6517248 | No |
| 2019 | 39 | 18103 | 6532479 | No |
| 2019 | 39 | 18103 | 6538588 | No |
| 2019 | 39 | 18103 | 6549536 | No |
| 2019 | 39 | 18103 | 6554868 | No |
| 2019 | 39 | 18103 | 6561032 | No |
| 2019 | 39 | 18103 | 6593769 | No |
| 2019 | 39 | 18103 | 6594209 | No |
| 2019 | 39 | 18103 | 6596000 | No |
| 2019 | 39 | 18103 | 6606055 | No |
| 2019 | 39 | 18103 | 6613401 | No |
| 2019 | 39 | 18103 | 6620035 | No |
| 2019 | 39 | 18103 | 6629047 | No |
| 2019 | 39 | 18103 | 6630763 | No |
| 2019 | 39 | 18103 | 6635570 | No |

| | | | | |
|------|----|-------|---------|----|
| 2019 | 39 | 18103 | 6641386 | No |
| 2019 | 40 | 18109 | 6561475 | No |
| 2019 | 40 | 18109 | 6565830 | No |
| 2019 | 40 | 18109 | 6570671 | No |
| 2019 | 40 | 18109 | 6571174 | No |
| 2019 | 40 | 18109 | 6587746 | No |
| 2019 | 40 | 18109 | 6599289 | No |
| 2019 | 47 | 18189 | 6575317 | No |
| 2019 | 49 | 18121 | 6643137 | No |
| 2019 | 49 | 18121 | 6643145 | No |
| 2019 | 51 | 18028 | 6508918 | No |
| 2019 | 52 | 18079 | 6563390 | No |
| 2019 | 52 | 18079 | 6619187 | No |
| 2020 | 60 | 18807 | 6613571 | No |
| 2020 | 60 | 18807 | 6613611 | No |
| 2020 | 60 | 18807 | 6629144 | No |
| 2020 | 82 | 18899 | 6641384 | No |
| 2020 | 82 | 18899 | 6643716 | No |
| 2014 | 53 | 16378 | 6520843 | No |
| 2015 | 22 | 16944 | 6636617 | No |
| 2016 | 62 | 17161 | 6619179 | No |
| 2016 | 68 | 17213 | 6559012 | No |
| 2016 | 68 | 17213 | 6565740 | No |
| 2017 | 64 | 17623 | 6628585 | No |
| 2017 | 70 | 17757 | 6551171 | No |
| 2017 | 70 | 17757 | 6571174 | No |
| 2017 | 70 | 17757 | 6574338 | No |
| 2017 | 70 | 17757 | 6594801 | No |
| 2017 | 70 | 17757 | 6598067 | No |
| 2017 | 70 | 17757 | 6629843 | No |
| 2017 | 70 | 17757 | 6641470 | No |
| 2017 | 70 | 17757 | 6646232 | No |
| 2018 | 49 | 17809 | 6563756 | No |
| 2018 | 49 | 17809 | 6570674 | No |
| 2018 | 49 | 17809 | 6574562 | No |
| 2018 | 49 | 17809 | 6613344 | No |
| 2018 | 49 | 17809 | 6643753 | No |
| 2018 | 64 | 17824 | 6642469 | No |
| 2018 | 73 | 17910 | 6574562 | No |
| 2019 | 21 | 18215 | 6616788 | No |
| 2019 | 36 | 18172 | 6565663 | No |
| 2019 | 36 | 18172 | 6587746 | No |
| 2019 | 36 | 18172 | 6598067 | No |
| 2019 | 36 | 18172 | 6616173 | No |
| 2020 | 67 | 18730 | 6628805 | No |
| 2017 | 46 | 17746 | 6556231 | No |
| 2018 | 44 | 17863 | 6554188 | No |
| 2018 | 44 | 17863 | 6593774 | No |
| 2018 | 44 | 17863 | 6617444 | No |

| | | | | |
|------|----|-------|---------|----|
| 2018 | 44 | 17863 | 6641736 | No |
| 2018 | 46 | 17923 | 6564251 | No |
| 2018 | 46 | 17923 | 6566025 | No |
| 2018 | 46 | 17923 | 6631714 | No |
| 2015 | 44 | 16916 | 6537461 | No |
| 2015 | 44 | 16916 | 6570571 | No |
| 2018 | 43 | 17859 | 6521186 | No |

No

Total

| Plan | IDIS | IDIS Activity | voucer | Activity Name |
|-------------|-------------|----------------------|---------------|----------------------|
| 2009 | 137 | 13990 | 6520825 | 09-FC-21-ADM-C |
| 2009 | 137 | 13990 | 6529524 | 09-FC-21-ADM-C |
| 2010 | 79 | 13933 | 6529544 | 10-FC-60-ADM S |
| 2010 | 82 | 14326 | 6527877 | 10-AB-65-ADM- |
| 2011 | 37 | 14548 | 6523325 | 11-FC-02-ADM A |
| 2011 | 49 | 14434 | 6521145 | 11-AB-20-ADM-C |
| 2011 | 49 | 14434 | 6529544 | 11-AB-20-ADM-C |
| 2011 | 49 | 14976 | 6523375 | 11-FC-20-ADM C |
| 2011 | 49 | 14976 | 6524412 | 11-FC-20-ADM C |
| 2011 | 49 | 14976 | 6529544 | 11-FC-20-ADM C |
| 2011 | 50 | 14568 | 6520825 | 11-AB-21-ADM C |
| 2011 | 50 | 14568 | 6520843 | 11-AB-21-ADM C |
| 2011 | 50 | 14576 | 6520825 | 11-FC-21-ADM C |
| 2011 | 50 | 14576 | 6529524 | 11-FC-21-ADM C |
| 2011 | 50 | 14576 | 6530912 | 11-FC-21-ADM C |
| 2011 | 72 | 14581 | 6512243 | 11-AB-55-ADM S |
| 2011 | 76 | 15009 | 6529550 | 11-FC-62-ADM U |
| 2011 | 78 | 15014 | 6527877 | 11-FC-65-ADM V |
| 2011 | 78 | 15015 | 6527877 | 11-AB-65-ADM V |
| 2012 | 2 | 15345 | 6523336 | 12-FC-02-ADM A |
| 2012 | 3 | 15129 | 6528564 | 12-AB-04-ADM A |
| 2012 | 3 | 15255 | 6523732 | 12-FC-04-ADM A |
| 2012 | 15 | 15183 | 6521145 | 12-AB-20-ADM C |
| 2012 | 15 | 15183 | 6521159 | 12-AB-20-ADM C |
| 2012 | 15 | 15358 | 6521145 | 12-FC-20-ADM C |
| 2012 | 15 | 15358 | 6529544 | 12-FC-20-ADM C |
| 2012 | 16 | 15199 | 6527998 | 12-AB-21-ADM C |
| 2012 | 16 | 15294 | 6529524 | 12-FC-21-ADM C |
| 2012 | 16 | 15294 | 6530912 | 12-FC-21-ADM C |
| 2012 | 29 | 15249 | 6527473 | 12-AB-39-ADM-L |
| 2012 | 49 | 15338 | 6527877 | 12-AB-65-ADM V |
| 2012 | 49 | 15338 | 6529802 | 12-AB-65-ADM V |
| 2013 | 29 | 15779 | 6523325 | AGUADA 13-AB- |
| 2013 | 30 | 15598 | 6523090 | AGUAS BUENAS |
| 2013 | 37 | 15605 | 6519263 | CATANO 13-AB- |
| 2013 | 40 | 15608 | 6526312 | COAMO 13-AB-1 |

| | | | | |
|------|----|-------|---------|-----------------|
| 2013 | 40 | 15790 | 6526312 | COAMO 13-AB-I |
| 2013 | 43 | 15611 | 6520825 | CULEBRA 13-AB |
| 2013 | 43 | 15792 | 6527998 | CULEBRA 13-AB |
| 2013 | 43 | 15792 | 6529524 | CULEBRA 13-AB |
| 2013 | 43 | 15792 | 6530907 | CULEBRA 13-AB |
| 2013 | 53 | 15621 | 6521186 | LAJAS 13-AB-36 |
| 2013 | 56 | 15624 | 6529524 | LAS PIEDRAS 13 |
| 2013 | 63 | 15812 | 6524301 | NAGUABO 13-AE |
| 2013 | 68 | 15594 | 6508778 | QUEBRADILLAS |
| 2013 | 68 | 15594 | 6515036 | QUEBRADILLAS |
| 2013 | 68 | 15817 | 6516390 | QUEBRADILLAS |
| 2013 | 70 | 15636 | 6512243 | SABANA GRAND |
| 2013 | 70 | 15819 | 6512243 | SABANA GRAND |
| 2013 | 73 | 15639 | 6523284 | SANTA ISABEL 1 |
| 2013 | 74 | 15640 | 6529550 | UTUADO 13-AB- |
| 2013 | 76 | 15642 | 6527877 | VIEQUES 13-AB- |
| 2013 | 76 | 15824 | 6527877 | VIEQUES 13-AB- |
| 2013 | 76 | 15824 | 6529802 | VIEQUES 13-AB- |
| 2014 | 15 | 16214 | 6519801 | AGUAS BUENAS |
| 2014 | 18 | 16409 | 6519283 | ARROYO 14-AE |
| 2014 | 19 | 16224 | 6528848 | BARCELONETA |
| 2014 | 25 | 16316 | 6526312 | COAMO 14-FC-1 |
| 2014 | 27 | 16321 | 6521145 | COROZAL 14-FC |
| 2014 | 28 | 16369 | 6520843 | CULEBRA 14-AB |
| 2014 | 28 | 16372 | 6520843 | CULEBRA 14-FC |
| 2014 | 28 | 16372 | 6530912 | CULEBRA 14-FC |
| 2014 | 30 | 16376 | 6511459 | FLORIDA 14-FC- |
| 2014 | 30 | 16376 | 6524495 | FLORIDA 14-FC- |
| 2014 | 30 | 16376 | 6531191 | FLORIDA 14-FC- |
| 2014 | 31 | 16331 | 6531191 | GUANICA 14-FC- |
| 2014 | 33 | 16169 | 6531191 | GURABO 14-AB- |
| 2014 | 37 | 16323 | 6521186 | JUNCOS 14-FC-3 |
| 2014 | 37 | 16323 | 6530938 | JUNCOS 14-FC-3 |
| 2014 | 39 | 16182 | 6524495 | LARES 14-AB-37 |
| 2014 | 39 | 16348 | 6531408 | LARES 14-FC-37- |
| 2014 | 41 | 16353 | 6529541 | LAS PIEDRAS 14 |
| 2014 | 41 | 16355 | 6529541 | LAS PIEDRAS 14 |
| 2014 | 44 | 16361 | 6531153 | MARICAO 14-AE |
| 2014 | 52 | 16203 | 6529541 | PENUELAS 14-A |
| 2014 | 52 | 16204 | 6524330 | PENUELAS 14-F |
| 2014 | 52 | 16204 | 6529541 | PENUELAS 14-F |
| 2014 | 52 | 16204 | 6529617 | PENUELAS 14-F |
| 2014 | 53 | 16379 | 6515036 | QUEBRADILLAS |
| 2014 | 53 | 16401 | 6515036 | QUEBRADILLAS |
| 2014 | 58 | 16290 | 6523375 | SANTA ISABEL 1 |
| 2014 | 59 | 16297 | 6529550 | UTUADO 14-FC- |
| 2014 | 61 | 16404 | 6527877 | VIEQUES 14-FC- |
| 2015 | 4 | 16707 | 6540337 | ADJUNTAS 15-AI |
| 2015 | 4 | 16707 | 6609862 | ADJUNTAS 15-AI |
| 2015 | 5 | 16711 | 6548443 | AGUADA 15-AE-I |
| 2015 | 6 | 16713 | 6596010 | AGUAS BUENAS |

| | | | | |
|------|----|-------|---------|-----------------|
| 2015 | 6 | 16713 | 6604407 | AGUAS BUENAS |
| 2015 | 6 | 16713 | 6645216 | AGUAS BUENAS |
| 2015 | 6 | 16713 | 6646934 | AGUAS BUENAS |
| 2015 | 6 | 16713 | 6646935 | AGUAS BUENAS |
| 2015 | 6 | 16713 | 6646936 | AGUAS BUENAS |
| 2015 | 6 | 16713 | 6648115 | AGUAS BUENAS |
| 2015 | 10 | 16716 | 6550245 | BARCELONETA |
| 2015 | 10 | 16716 | 6590064 | BARCELONETA |
| 2015 | 10 | 16716 | 6599245 | BARCELONETA |
| 2015 | 11 | 16718 | 6584875 | BARRANQUITAS |
| 2015 | 11 | 16718 | 6595158 | BARRANQUITAS |
| 2015 | 11 | 16718 | 6630589 | BARRANQUITAS |
| 2015 | 13 | 17401 | 6572743 | CATANO 15-AE- |
| 2015 | 13 | 17401 | 6636841 | CATANO 15-AE- |
| 2015 | 13 | 17401 | 6636843 | CATANO 15-AE- |
| 2015 | 13 | 17401 | 6636847 | CATANO 15-AE- |
| 2015 | 13 | 17401 | 6636851 | CATANO 15-AE- |
| 2015 | 13 | 17401 | 6636855 | CATANO 15-AE- |
| 2015 | 13 | 17401 | 6636858 | CATANO 15-AE- |
| 2015 | 13 | 17401 | 6636863 | CATANO 15-AE- |
| 2015 | 13 | 17401 | 6645212 | CATANO 15-AE- |
| 2015 | 13 | 17401 | 6645213 | CATANO 15-AE- |
| 2015 | 14 | 16813 | 6573421 | CEIBA 15-AE-15- |
| 2015 | 16 | 16729 | 6526312 | COAMO 15-AE-1 |
| 2015 | 16 | 16729 | 6551137 | COAMO 15-AE-1 |
| 2015 | 16 | 16729 | 6567911 | COAMO 15-AE-1 |
| 2015 | 16 | 16729 | 6572299 | COAMO 15-AE-1 |
| 2015 | 18 | 16742 | 6517237 | COROZAL 15-AE |
| 2015 | 18 | 16742 | 6545045 | COROZAL 15-AE |
| 2015 | 18 | 16742 | 6604364 | COROZAL 15-AE |
| 2015 | 18 | 16742 | 6642001 | COROZAL 15-AE |
| 2015 | 19 | 16854 | 6574338 | CULEBRA 15-AE |
| 2015 | 21 | 16755 | 6646480 | FLORIDA 15-AE- |
| 2015 | 21 | 16755 | 6646488 | FLORIDA 15-AE- |
| 2015 | 22 | 16946 | 6591012 | GUANICA 15-AE |
| 2015 | 22 | 16946 | 6630825 | GUANICA 15-AE |
| 2015 | 22 | 16946 | 6630832 | GUANICA 15-AE |
| 2015 | 22 | 16946 | 6632966 | GUANICA 15-AE |
| 2015 | 22 | 16946 | 6641483 | GUANICA 15-AE |
| 2015 | 23 | 16862 | 6554948 | GUAYANILLA 15 |
| 2015 | 24 | 16760 | 6610862 | GURABO 15-AE- |
| 2015 | 28 | 16781 | 6521186 | JUNCOS 15-AE-3 |
| 2015 | 28 | 16781 | 6537260 | JUNCOS 15-AE-3 |
| 2015 | 28 | 16781 | 6554948 | JUNCOS 15-AE-3 |
| 2015 | 28 | 16781 | 6595073 | JUNCOS 15-AE-3 |
| 2015 | 29 | 16784 | 6561685 | LAJAS 15-AE-36- |
| 2015 | 29 | 16784 | 6597477 | LAJAS 15-AE-36- |
| 2015 | 29 | 16784 | 6628314 | LAJAS 15-AE-36- |
| 2015 | 29 | 16784 | 6642711 | LAJAS 15-AE-36- |
| 2015 | 29 | 16784 | 6648294 | LAJAS 15-AE-36- |
| 2015 | 30 | 16833 | 6570540 | LARES 15-AE-37- |

| | | | | |
|------|----|-------|---------|-----------------|
| 2015 | 32 | 16840 | 6535472 | LAS PIEDRAS 15 |
| 2015 | 32 | 16840 | 6555987 | LAS PIEDRAS 15 |
| 2015 | 32 | 16840 | 6587751 | LAS PIEDRAS 15 |
| 2015 | 33 | 17045 | 6570571 | LOIZA 15-AE-40- |
| 2015 | 33 | 17045 | 6583762 | LOIZA 15-AE-40- |
| 2015 | 35 | 16836 | 6542689 | MARICAO 15-AE |
| 2015 | 35 | 16836 | 6555987 | MARICAO 15-AE |
| 2015 | 36 | 16690 | 6537461 | MAUNABO 15-AI |
| 2015 | 37 | 16806 | 6541604 | MOCA 15-AE-45- |
| 2015 | 37 | 16806 | 6553680 | MOCA 15-AE-45- |
| 2015 | 38 | 16819 | 6542689 | MOROVIS 15-AE |
| 2015 | 39 | 16865 | 6535472 | NAGUABO 15-AE |
| 2015 | 39 | 16865 | 6550247 | NAGUABO 15-AE |
| 2015 | 43 | 16844 | 6535472 | PENUELAS 15-AE |
| 2015 | 44 | 16917 | 6516390 | QUEBRADILLAS |
| 2015 | 44 | 16917 | 6517203 | QUEBRADILLAS |
| 2015 | 44 | 16917 | 6535472 | QUEBRADILLAS |
| 2015 | 44 | 16917 | 6537461 | QUEBRADILLAS |
| 2015 | 44 | 16917 | 6550247 | QUEBRADILLAS |
| 2015 | 44 | 16917 | 6561475 | QUEBRADILLAS |
| 2015 | 44 | 16917 | 6574338 | QUEBRADILLAS |
| 2015 | 44 | 16917 | 6598067 | QUEBRADILLAS |
| 2015 | 46 | 16973 | 6594797 | SABANA GRAND |
| 2015 | 46 | 16973 | 6641128 | SABANA GRAND |
| 2015 | 49 | 16796 | 6575317 | SANTA ISABEL 1 |
| 2015 | 50 | 16793 | 6641337 | UTUADO 15-AE- |
| 2015 | 52 | 16912 | 6561143 | VIEQUES 15-AE- |
| 2015 | 52 | 16912 | 6595130 | VIEQUES 15-AE- |
| 2015 | 54 | 16764 | 6538588 | YABUCOA 15-AE |
| 2016 | 28 | 17176 | 6540337 | ADJUNTAS 16-AI |
| 2016 | 28 | 17176 | 6619795 | ADJUNTAS 16-AI |
| 2016 | 29 | 17302 | 6548443 | AGUADA 16-AE-I |
| 2016 | 34 | 17181 | 6538842 | BARCELONETA : |
| 2016 | 34 | 17181 | 6599245 | BARCELONETA : |
| 2016 | 34 | 17181 | 6639690 | BARCELONETA : |
| 2016 | 35 | 17063 | 6552461 | BARRANQUITAS |
| 2016 | 35 | 17063 | 6636531 | BARRANQUITAS |
| 2016 | 35 | 17063 | 6647148 | BARRANQUITAS |
| 2016 | 36 | 17505 | 6529486 | CAMUY 16-AE-1. |
| 2016 | 37 | 17927 | 6645215 | CATANO 16-AE |
| 2016 | 40 | 17098 | 6526312 | COAMO 16-AE-1 |
| 2016 | 40 | 17098 | 6546669 | COAMO 16-AE-1 |
| 2016 | 40 | 17098 | 6551137 | COAMO 16-AE-1 |
| 2016 | 40 | 17098 | 6571764 | COAMO 16-AE-1 |
| 2016 | 42 | 17239 | 6532400 | COROZAL 16-AE |
| 2016 | 42 | 17239 | 6604364 | COROZAL 16-AE |
| 2016 | 42 | 17239 | 6643898 | COROZAL 16-AE |
| 2016 | 43 | 17394 | 6520843 | CULEBRA 16-AE |
| 2016 | 43 | 17394 | 6537461 | CULEBRA 16-AE |
| 2016 | 46 | 17151 | 6643449 | GUANICA 16-AE |
| 2016 | 48 | 17255 | 6620371 | GURABO 16-AE- |

| | | | | |
|------|----|-------|---------|-----------------|
| 2016 | 52 | 17137 | 6537260 | JUNCOS 16-AE-3 |
| 2016 | 52 | 17137 | 6551418 | JUNCOS 16-AE-3 |
| 2016 | 52 | 17137 | 6554948 | JUNCOS 16-AE-3 |
| 2016 | 52 | 17137 | 6562526 | JUNCOS 16-AE-3 |
| 2016 | 52 | 17137 | 6570540 | JUNCOS 16-AE-3 |
| 2016 | 52 | 17137 | 6590889 | JUNCOS 16-AE-3 |
| 2016 | 52 | 17137 | 6595073 | JUNCOS 16-AE-3 |
| 2016 | 55 | 17116 | 6520594 | LAS MARIAS 16- |
| 2016 | 56 | 17125 | 6562079 | LAS PIEDRAS 16 |
| 2016 | 56 | 17125 | 6587751 | LAS PIEDRAS 16 |
| 2016 | 56 | 17125 | 6594759 | LAS PIEDRAS 16 |
| 2016 | 57 | 17404 | 6557677 | LOIZA 16-AE-40- |
| 2016 | 57 | 17404 | 6583762 | LOIZA 16-AE-40- |
| 2016 | 57 | 17404 | 6628593 | LOIZA 16-AE-40- |
| 2016 | 59 | 17226 | 6537461 | MARICAO 16-AE |
| 2016 | 59 | 17226 | 6559012 | MARICAO 16-AE |
| 2016 | 60 | 17141 | 6537252 | MAUNABO 16-AI |
| 2016 | 61 | 17159 | 6561032 | MOCA 16-AE-45- |
| 2016 | 61 | 17159 | 6593774 | MOCA 16-AE-45- |
| 2016 | 61 | 17159 | 6630578 | MOCA 16-AE-45- |
| 2016 | 61 | 17159 | 6632769 | MOCA 16-AE-45- |
| 2016 | 63 | 17148 | 6551171 | NAGUABO 16-AE |
| 2016 | 64 | 17270 | 6574338 | NARANJITO 16- |
| 2016 | 68 | 17214 | 6535472 | QUEBRADILLAS |
| 2016 | 68 | 17214 | 6571174 | QUEBRADILLAS |
| 2016 | 68 | 17214 | 6575951 | QUEBRADILLAS |
| 2016 | 68 | 17214 | 6594759 | QUEBRADILLAS |
| 2016 | 68 | 17214 | 6608374 | QUEBRADILLAS |
| 2016 | 68 | 17214 | 6629861 | QUEBRADILLAS |
| 2016 | 68 | 17214 | 6641453 | QUEBRADILLAS |
| 2016 | 68 | 17214 | 6646234 | QUEBRADILLAS |
| 2016 | 70 | 17243 | 6532479 | SABANA GRAND |
| 2016 | 70 | 17243 | 6610201 | SABANA GRAND |
| 2016 | 70 | 17243 | 6641129 | SABANA GRAND |
| 2016 | 73 | 17165 | 6575317 | SANTA ISABEL 1 |
| 2016 | 74 | 17276 | 6553680 | UTUADO 16-AE- |
| 2016 | 74 | 17276 | 6641329 | UTUADO 16-AE- |
| 2016 | 75 | 17231 | 6597307 | VEGA ALTA 16-/ |
| 2016 | 76 | 17246 | 6561143 | VIEQUES 16-AE- |
| 2016 | 78 | 17188 | 6538796 | YABUCOA 16-AE |
| 2017 | 28 | 17413 | 6540337 | ADJUNTAS 17-AI |
| 2017 | 28 | 17413 | 6587183 | ADJUNTAS 17-AI |
| 2017 | 31 | 17520 | 6548443 | AGUADA 17-AE-I |
| 2017 | 35 | 17615 | 6519283 | ARROYO 17-AE- |
| 2017 | 35 | 17615 | 6542678 | ARROYO 17-AE- |
| 2017 | 35 | 17615 | 6554900 | ARROYO 17-AE- |
| 2017 | 35 | 17615 | 6563910 | ARROYO 17-AE- |
| 2017 | 35 | 17615 | 6573905 | ARROYO 17-AE- |
| 2017 | 35 | 17615 | 6595457 | ARROYO 17-AE- |
| 2017 | 35 | 17615 | 6596437 | ARROYO 17-AE- |
| 2017 | 35 | 17615 | 6613494 | ARROYO 17-AE- |

| | | | | |
|------|----|-------|---------|-----------------|
| 2017 | 35 | 17615 | 6628499 | ARROYO 17-AE- |
| 2017 | 35 | 17615 | 6636529 | ARROYO 17-AE- |
| 2017 | 36 | 17642 | 6538842 | BARCELONETA : |
| 2017 | 38 | 17616 | 6528426 | CAMUY 17-AE-1: |
| 2017 | 40 | 17719 | 6509330 | CEIBA 17-AE-15- |
| 2017 | 40 | 17719 | 6573421 | CEIBA 17-AE-15- |
| 2017 | 40 | 17719 | 6597780 | CEIBA 17-AE-15- |
| 2017 | 40 | 17719 | 6604486 | CEIBA 17-AE-15- |
| 2017 | 42 | 17721 | 6526312 | COAMO 17-AE-1 |
| 2017 | 42 | 17721 | 6534973 | COAMO 17-AE-1 |
| 2017 | 42 | 17721 | 6549037 | COAMO 17-AE-1 |
| 2017 | 42 | 17721 | 6572299 | COAMO 17-AE-1 |
| 2017 | 44 | 17722 | 6532400 | COROZAL 17-AE |
| 2017 | 45 | 17723 | 6616173 | CULEBRA 17-AE- |
| 2017 | 49 | 17545 | 6597990 | GUAYANILLA 17 |
| 2017 | 50 | 17725 | 6610347 | GURABO 17-AE- |
| 2017 | 54 | 17627 | 6556003 | JUNCOS 17-AE-3 |
| 2017 | 54 | 17627 | 6613346 | JUNCOS 17-AE-3 |
| 2017 | 54 | 17627 | 6641407 | JUNCOS 17-AE-3 |
| 2017 | 58 | 17428 | 6563141 | LAS PIEDRAS 17 |
| 2017 | 59 | 17726 | 6583786 | LOIZA 17-AE-40- |
| 2017 | 61 | 17438 | 6563141 | MARICAO 17-AE |
| 2017 | 61 | 17438 | 6565740 | MARICAO 17-AE |
| 2017 | 61 | 17438 | 6602688 | MARICAO 17-AE |
| 2017 | 62 | 17417 | 6510380 | MAUNABO 17-AI |
| 2017 | 63 | 17448 | 6512243 | MOCA 17-AE-45- |
| 2017 | 63 | 17448 | 6514908 | MOCA 17-AE-45- |
| 2017 | 63 | 17448 | 6561032 | MOCA 17-AE-45- |
| 2017 | 64 | 17625 | 6574338 | MOROVIS 17-AE |
| 2017 | 65 | 17406 | 6575951 | NAGUABO 17-AE |
| 2017 | 66 | 17546 | 6512555 | NARANJITO 17-; |
| 2017 | 66 | 17546 | 6594801 | NARANJITO 17-; |
| 2017 | 68 | 17604 | 6546570 | PATILLAS 17-AE |
| 2017 | 71 | 17416 | 6563141 | RINCON 17-AE-; |
| 2017 | 72 | 17539 | 6512243 | SABANA GRAND |
| 2017 | 77 | 17431 | 6576103 | VEGA ALTA 17-; |
| 2017 | 78 | 17732 | 6561143 | VIEQUES 17-AE- |
| 2017 | 78 | 17732 | 6612278 | VIEQUES 17-AE- |
| 2017 | 78 | 17732 | 6646789 | VIEQUES 17-AE- |
| 2017 | 79 | 17733 | 6532400 | VILLALBA 17-AE |
| 2017 | 80 | 17432 | 6532400 | YABUCOA 17-AE |
| 2017 | 80 | 17432 | 6538588 | YABUCOA 17-AE |
| 2017 | 80 | 17432 | 6538796 | YABUCOA 17-AE |
| 2017 | 80 | 17432 | 6641717 | YABUCOA 17-AE |
| 2018 | 30 | 17668 | 6536411 | ADJUNTAS-18-AI |
| 2018 | 30 | 17668 | 6557561 | ADJUNTAS-18-AI |
| 2018 | 30 | 17668 | 6586731 | ADJUNTAS-18-AI |
| 2018 | 31 | 17669 | 6636527 | AGUADA 18-AE-I |
| 2018 | 34 | 17672 | 6545904 | ANASCO 18-AE-I |
| 2018 | 36 | 17674 | 6552661 | BARCELONETA : |
| 2018 | 38 | 17676 | 6631302 | CAMUY 18-AE-1: |

| | | | | |
|------|----|-------|---------|-----------------|
| 2018 | 40 | 17678 | 6635381 | CEIBA 18-AE-15 |
| 2018 | 41 | 17679 | 6542595 | CIALES 18-AE-16 |
| 2018 | 41 | 17679 | 6548304 | CIALES 18-AE-16 |
| 2018 | 41 | 17679 | 6589080 | CIALES 18-AE-16 |
| 2018 | 41 | 17679 | 6631077 | CIALES 18-AE-16 |
| 2018 | 41 | 17679 | 6631176 | CIALES 18-AE-16 |
| 2018 | 42 | 17680 | 6526312 | COAMO 18-AE-1 |
| 2018 | 42 | 17680 | 6549037 | COAMO 18-AE-1 |
| 2018 | 42 | 17680 | 6572299 | COAMO 18-AE-1 |
| 2018 | 44 | 17682 | 6532400 | COROZAL 18-AE |
| 2018 | 48 | 17686 | 6561749 | GUANICA 18-AE |
| 2018 | 49 | 17687 | 6543811 | GUAYANILLA 18 |
| 2018 | 49 | 17687 | 6563682 | GUAYANILLA 18 |
| 2018 | 49 | 17687 | 6578445 | GUAYANILLA 18 |
| 2018 | 49 | 17687 | 6590889 | GUAYANILLA 18 |
| 2018 | 49 | 17687 | 6608508 | GUAYANILLA 18 |
| 2018 | 50 | 17688 | 6617458 | GURABO 18-AE- |
| 2018 | 51 | 17689 | 6511459 | HATILLO 18-AE- |
| 2018 | 51 | 17689 | 6511493 | HATILLO 18-AE- |
| 2018 | 51 | 17689 | 6537260 | HATILLO 18-AE- |
| 2018 | 51 | 17689 | 6566025 | HATILLO 18-AE- |
| 2018 | 51 | 17689 | 6595073 | HATILLO 18-AE- |
| 2018 | 51 | 17689 | 6619174 | HATILLO 18-AE- |
| 2018 | 52 | 17690 | 6549969 | HORMIGUEROS |
| 2018 | 52 | 17690 | 6558454 | HORMIGUEROS |
| 2018 | 52 | 17690 | 6641827 | HORMIGUEROS |
| 2018 | 54 | 17692 | 6613347 | JUNCOS 18-AE-3 |
| 2018 | 54 | 17692 | 6641481 | JUNCOS 18-AE-3 |
| 2018 | 58 | 17696 | 6565801 | LAS PIEDRAS 18 |
| 2018 | 58 | 17696 | 6574338 | LAS PIEDRAS 18 |
| 2018 | 58 | 17696 | 6604915 | LAS PIEDRAS 18 |
| 2018 | 59 | 17697 | 6606307 | LOIZA 18-AE-40- |
| 2018 | 59 | 17697 | 6610360 | LOIZA 18-AE-40- |
| 2018 | 60 | 17698 | 6557684 | LUQUILLO 18-AI |
| 2018 | 61 | 17699 | 6565801 | MARICAO 18-AE |
| 2018 | 61 | 17699 | 6602688 | MARICAO 18-AE |
| 2018 | 61 | 17699 | 6622817 | MARICAO 18-AE |
| 2018 | 61 | 17699 | 6642450 | MARICAO 18-AE |
| 2018 | 63 | 17701 | 6512243 | MOCA 18-AE-45- |
| 2018 | 63 | 17701 | 6542846 | MOCA 18-AE-45- |
| 2018 | 63 | 17701 | 6549536 | MOCA 18-AE-45- |
| 2018 | 63 | 17701 | 6561032 | MOCA 18-AE-45- |
| 2018 | 63 | 17701 | 6602886 | MOCA 18-AE-45- |
| 2018 | 64 | 17702 | 6565801 | MOROVIS 18-AE |
| 2018 | 65 | 17703 | 6571174 | NAGUABO 18-AE |
| 2018 | 65 | 17703 | 6577202 | NAGUABO 18-AE |
| 2018 | 67 | 17705 | 6512243 | OROCOVIS 18-A |
| 2018 | 67 | 17705 | 6514908 | OROCOVIS 18-A |
| 2018 | 67 | 17705 | 6517248 | OROCOVIS 18-A |
| 2018 | 67 | 17705 | 6532479 | OROCOVIS 18-A |
| 2018 | 67 | 17705 | 6541604 | OROCOVIS 18-A |

| | | | | |
|------|----|-------|---------|------------------|
| 2018 | 67 | 17705 | 6554868 | OROCOVIS 18-A |
| 2018 | 67 | 17705 | 6609445 | OROCOVIS 18-A |
| 2018 | 67 | 17705 | 6635492 | OROCOVIS 18-A |
| 2018 | 68 | 17706 | 6546570 | PATILLAS 18-AE |
| 2018 | 68 | 17706 | 6563141 | PATILLAS 18-AE |
| 2018 | 68 | 17706 | 6570671 | PATILLAS 18-AE |
| 2018 | 71 | 17709 | 6616173 | RINCON 18-AE-! |
| 2018 | 72 | 17710 | 6532479 | SABANA GRAND |
| 2018 | 73 | 17711 | 6537332 | SALINAS 18-AE-! |
| 2018 | 73 | 17711 | 6551418 | SALINAS 18-AE-! |
| 2018 | 73 | 17711 | 6574562 | SALINAS 18-AE-! |
| 2018 | 73 | 17711 | 6595073 | SALINAS 18-AE-! |
| 2018 | 73 | 17711 | 6632891 | SALINAS 18-AE-! |
| 2018 | 77 | 17714 | 6576103 | VEGA ALTA 18-A |
| 2018 | 79 | 17716 | 6517237 | VILLALBA 18-AE |
| 2018 | 79 | 17716 | 6532400 | VILLALBA 18-AE |
| 2018 | 79 | 17716 | 6541604 | VILLALBA 18-AE |
| 2018 | 79 | 17716 | 6563390 | VILLALBA 18-AE |
| 2018 | 79 | 17716 | 6584343 | VILLALBA 18-AE |
| 2018 | 80 | 17717 | 6616837 | YABUCOA 18-AE |
| 2018 | 80 | 17717 | 6643712 | YABUCOA 18-AE |
| 2019 | 2 | 18071 | 6557561 | ADJUNTAS 19-AI |
| 2019 | 2 | 18071 | 6570512 | ADJUNTAS 19-AI |
| 2019 | 2 | 18071 | 6586731 | ADJUNTAS 19-AI |
| 2019 | 2 | 18071 | 6587329 | ADJUNTAS 19-AI |
| 2019 | 2 | 18071 | 6609961 | ADJUNTAS 19-AI |
| 2019 | 2 | 18071 | 6629081 | ADJUNTAS 19-AI |
| 2019 | 2 | 18071 | 6636523 | ADJUNTAS 19-AI |
| 2019 | 5 | 18184 | 6536227 | AIBONITO 19-A |
| 2019 | 5 | 18184 | 6595697 | AIBONITO 19-A |
| 2019 | 5 | 18184 | 6630000 | AIBONITO 19-A |
| 2019 | 6 | 18026 | 6545904 | ANASCO 19-AE-! |
| 2019 | 10 | 18210 | 6529486 | CAMUY 19-AE-1. |
| 2019 | 10 | 18210 | 6548132 | CAMUY 19-AE-1. |
| 2019 | 10 | 18210 | 6631592 | CAMUY 19-AE-1. |
| 2019 | 11 | 18196 | 6551149 | CATANO 19-AE- |
| 2019 | 12 | 18060 | 6621835 | CEIBA 19-AE-15- |
| 2019 | 12 | 18060 | 6635694 | CEIBA 19-AE-15- |
| 2019 | 12 | 18060 | 6636500 | CEIBA 19-AE-15- |
| 2019 | 12 | 18060 | 6636501 | CEIBA 19-AE-15- |
| 2019 | 13 | 18049 | 6542595 | CIALES 19-AE-16- |
| 2019 | 13 | 18049 | 6631147 | CIALES 19-AE-16- |
| 2019 | 13 | 18049 | 6636718 | CIALES 19-AE-16- |
| 2019 | 13 | 18049 | 6636720 | CIALES 19-AE-16- |
| 2019 | 14 | 18092 | 6549037 | COAMO 19-AE-1 |
| 2019 | 14 | 18092 | 6572299 | COAMO 19-AE-1 |
| 2019 | 14 | 18092 | 6598616 | COAMO 19-AE-1 |
| 2019 | 14 | 18092 | 6598655 | COAMO 19-AE-1 |
| 2019 | 18 | 18098 | 6574497 | DORADO 19-AE- |
| 2019 | 18 | 18098 | 6595232 | DORADO 19-AE- |
| 2019 | 18 | 18098 | 6610937 | DORADO 19-AE- |

| | | | | |
|------|----|-------|---------|-----------------|
| 2019 | 18 | 18098 | 6613829 | DORADO 19-AE- |
| 2019 | 18 | 18098 | 6636914 | DORADO 19-AE- |
| 2019 | 18 | 18098 | 6640261 | DORADO 19-AE- |
| 2019 | 19 | 18085 | 6545377 | FLORIDA 19-AE- |
| 2019 | 21 | 18217 | 6608508 | GUAYANILLA 19 |
| 2019 | 21 | 18217 | 6610035 | GUAYANILLA 19 |
| 2019 | 21 | 18217 | 6613472 | GUAYANILLA 19 |
| 2019 | 23 | 18074 | 6511459 | HATILLO 19-AE- |
| 2019 | 23 | 18074 | 6574562 | HATILLO 19-AE- |
| 2019 | 23 | 18074 | 6577967 | HATILLO 19-AE- |
| 2019 | 23 | 18074 | 6597477 | HATILLO 19-AE- |
| 2019 | 23 | 18074 | 6609744 | HATILLO 19-AE- |
| 2019 | 23 | 18074 | 6619183 | HATILLO 19-AE- |
| 2019 | 24 | 18032 | 6514908 | HORMIGUEROS |
| 2019 | 24 | 18032 | 6593769 | HORMIGUEROS |
| 2019 | 25 | 18176 | 6517237 | JAYUYA 19-AE-3 |
| 2019 | 25 | 18176 | 6535918 | JAYUYA 19-AE-3 |
| 2019 | 25 | 18176 | 6541604 | JAYUYA 19-AE-3 |
| 2019 | 25 | 18176 | 6558454 | JAYUYA 19-AE-3 |
| 2019 | 25 | 18176 | 6629050 | JAYUYA 19-AE-3 |
| 2019 | 26 | 18187 | 6595073 | JUNCOS 19-AE-3 |
| 2019 | 26 | 18187 | 6613350 | JUNCOS 19-AE-3 |
| 2019 | 29 | 18119 | 6533842 | LAS MARIAS 19- |
| 2019 | 29 | 18119 | 6546000 | LAS MARIAS 19- |
| 2019 | 30 | 18203 | 6550241 | LAS PIEDRAS 19 |
| 2019 | 30 | 18203 | 6570571 | LAS PIEDRAS 19 |
| 2019 | 31 | 18057 | 6610360 | LOIZA 19-AE-40- |
| 2019 | 33 | 18046 | 6561475 | MARICAO 19-AE |
| 2019 | 33 | 18046 | 6598067 | MARICAO 19-AE |
| 2019 | 35 | 18040 | 6512243 | MOCA 19-AE-45- |
| 2019 | 35 | 18040 | 6549536 | MOCA 19-AE-45- |
| 2019 | 35 | 18040 | 6602715 | MOCA 19-AE-45- |
| 2019 | 35 | 18040 | 6619521 | MOCA 19-AE-45- |
| 2019 | 36 | 18174 | 6565663 | MOROVIS 19-AE |
| 2019 | 36 | 18174 | 6587746 | MOROVIS 19-AE |
| 2019 | 36 | 18174 | 6610871 | MOROVIS 19-AE |
| 2019 | 36 | 18174 | 6642453 | MOROVIS 19-AE |
| 2019 | 37 | 18107 | 6594801 | NAGUABO 19-AE |
| 2019 | 37 | 18107 | 6602688 | NAGUABO 19-AE |
| 2019 | 38 | 18131 | 6609712 | NAARNJITO 19- |
| 2019 | 39 | 18104 | 6538588 | OROCOVIS 19-A |
| 2019 | 39 | 18104 | 6541604 | OROCOVIS 19-A |
| 2019 | 39 | 18104 | 6549536 | OROCOVIS 19-A |
| 2019 | 39 | 18104 | 6554868 | OROCOVIS 19-A |
| 2019 | 39 | 18104 | 6561032 | OROCOVIS 19-A |
| 2019 | 39 | 18104 | 6564982 | OROCOVIS 19-A |
| 2019 | 39 | 18104 | 6572613 | OROCOVIS 19-A |
| 2019 | 39 | 18104 | 6593769 | OROCOVIS 19-A |
| 2019 | 39 | 18104 | 6594209 | OROCOVIS 19-A |
| 2019 | 39 | 18104 | 6598996 | OROCOVIS 19-A |
| 2019 | 39 | 18104 | 6606055 | OROCOVIS 19-A |

| | | | | |
|------|----|-------|---------|-----------------|
| 2019 | 39 | 18104 | 6609445 | OROCOVIS 19-A |
| 2019 | 39 | 18104 | 6613613 | OROCOVIS 19-A |
| 2019 | 39 | 18104 | 6620098 | OROCOVIS 19-A |
| 2019 | 39 | 18104 | 6629048 | OROCOVIS 19-A |
| 2019 | 39 | 18104 | 6632969 | OROCOVIS 19-A |
| 2019 | 39 | 18104 | 6632971 | OROCOVIS 19-A |
| 2019 | 40 | 18110 | 6546641 | PATILLAS 19-AE |
| 2019 | 40 | 18110 | 6565830 | PATILLAS 19-AE |
| 2019 | 40 | 18110 | 6570671 | PATILLAS 19-AE |
| 2019 | 40 | 18110 | 6587746 | PATILLAS 19-AE |
| 2019 | 40 | 18110 | 6599289 | PATILLAS 19-AE |
| 2019 | 40 | 18110 | 6609712 | PATILLAS 19-AE |
| 2019 | 40 | 18110 | 6643402 | PATILLAS 19-AE |
| 2019 | 40 | 18110 | 6643418 | PATILLAS 19-AE |
| 2019 | 40 | 18110 | 6648964 | PATILLAS 19-AE |
| 2019 | 41 | 18213 | 6542675 | PENUELAS 19-AE |
| 2019 | 44 | 18077 | 6549536 | SABANA GRAND |
| 2019 | 44 | 18077 | 6574279 | SABANA GRAND |
| 2019 | 45 | 18199 | 6551612 | SALINAS 19-AE-! |
| 2019 | 45 | 18199 | 6630760 | SALINAS 19-AE-! |
| 2019 | 45 | 18199 | 6635020 | SALINAS 19-AE-! |
| 2019 | 49 | 18122 | 6576103 | VEGA ALTA 19-/ |
| 2019 | 49 | 18122 | 6588792 | VEGA ALTA 19-/ |
| 2019 | 49 | 18122 | 6642463 | VEGA ALTA 19-/ |
| 2019 | 51 | 18029 | 6584343 | VILLALBA 19-AE |
| 2019 | 51 | 18029 | 6615613 | VILLALBA 19-AE |
| 2019 | 51 | 18029 | 6629748 | VILLALBA 19-AE |
| 2020 | 33 | 18706 | 6595908 | ADJUNTAS 20-AI |
| 2020 | 37 | 18928 | 6622236 | ANASCO 20-AE-I |
| 2020 | 45 | 18859 | 6606173 | COAMO 20-AE-1 |
| 2020 | 52 | 18719 | 6597990 | GUAYANILLA 20 |
| 2020 | 60 | 18804 | 6605952 | LAS MARIAS 20- |
| 2020 | 60 | 18804 | 6629145 | LAS MARIAS 20- |
| 2020 | 60 | 18804 | 6629146 | LAS MARIAS 20- |
| 2020 | 66 | 18878 | 6613295 | MOCA 20-AE-45 |
| 2020 | 66 | 18878 | 6629800 | MOCA 20-AE-45 |
| 2020 | 66 | 18878 | 6632768 | MOCA 20-AE-45 |
| 2020 | 67 | 18725 | 6599289 | MOROVIS 20-AE |
| 2020 | 67 | 18725 | 6642472 | MOROVIS 20-AE |
| 2020 | 70 | 18734 | 6572613 | OROCOVIS 20-A |
| 2020 | 70 | 18734 | 6609445 | OROCOVIS 20-A |
| 2020 | 70 | 18734 | 6629302 | OROCOVIS 20-A |
| 2020 | 70 | 18734 | 6635607 | OROCOVIS 20-A |
| 2020 | 70 | 18734 | 6641402 | OROCOVIS 20-A |
| 2020 | 71 | 18881 | 6628821 | PATILLAS 20-AE |
| 2020 | 75 | 18940 | 6616574 | SABANA GRAND |
| 2020 | 75 | 18940 | 6641196 | SABANA GRAND |
| 2020 | 75 | 18940 | 6641200 | SABANA GRAND |
| 2020 | 75 | 18940 | 6641201 | SABANA GRAND |
| 2020 | 80 | 18894 | 6630737 | VEGA ALTA 20-/ |
| 2020 | 80 | 18894 | 6642588 | VEGA ALTA 20-/ |

| | | | | |
|------|----|-------|---------|----------------|
| 2020 | 80 | 18894 | 6642698 | VEGA ALTA 20-1 |
| 2020 | 80 | 18894 | 6642712 | VEGA ALTA 20-1 |
| 2014 | 64 | 16086 | 6539192 | OCAM STATE AI |
| 2017 | 26 | 17400 | 6536021 | STATE ADMINIS |
| 2017 | 26 | 17400 | 6550584 | STATE ADMINIS |
| 2017 | 26 | 17400 | 6576250 | STATE ADMINIS |
| 2018 | 28 | 17560 | 6536021 | STATE ADMINIS |
| 2018 | 28 | 17560 | 6578893 | STATE ADMINIS |
| 2018 | 28 | 17560 | 6605979 | STATE ADMINIS |
| 2019 | 1 | 17925 | 6575258 | STATE ADMINIST |
| 2019 | 1 | 17925 | 6575386 | STATE ADMINIST |
| 2019 | 1 | 17925 | 6575391 | STATE ADMINIST |
| 2019 | 1 | 17925 | 6598224 | STATE ADMINIST |
| 2020 | 32 | 18617 | 6575259 | 2020 STATE CDE |
| 2020 | 32 | 18617 | 6598220 | 2020 STATE CDE |
| 2020 | 32 | 18617 | 6646692 | 2020 STATE CDE |

Total

Office of Community Planning and Development
U.S. Department of Housing and Urban Development
Integrated Disbursement and Information System
PR26 - CDBG Financial Summary Report
Program Year 2021
PUERTO RICO , PR

R

PLANNING/ADMINISTRATION
MOD BENEFIT

IT CALCULATION

PY:

M YEAR

\M YEAR

0)

35)

1M YEAR
1AM YEAR

))

45)

E 17 DETAIL: ACTIVITIES TO CONSIDER IN DETERMINING THE AMOUNT TO ENTER ON LINE 17

Report returned no data.

E 18 DETAIL: ACTIVITIES TO CONSIDER IN DETERMINING THE AMOUNT TO ENTER ON LINE 18

| | Matrix Code | Matrix Object |
|----------|--------------------|----------------------|
| 35-H-002 | 14B | LMH |
| | 14B | Matrix |

LINE 19 DETAIL: ACTIVITIES INCLUDED IN THE COMPUTATION OF LINE 19

| | Matrix Code | Matrix Object |
|---------------|--------------------|----------------------|
| CEIBA | 03E | LMA |
| -21-PF-004 | 03E | LMA |
| -21-PF-004 | 03E | LMA |
| . HATILLO | 03E | LMA |
| -PF-004 | 03E | LMA |
| -PF-004 | 03E | LMA |
| -PF-004 | 03E | LMA |
| .29-PF-001 | 03E | LMA |
| .29-PF-001 | 03E | LMA |
| .29-PF-001 | 03E | LMA |
| .29-PF-001 | 03E | LMA |
| .22-PF-002 | 03E | LMA |
| .22-PF-002 | 03E | LMA |
| .07-PF-001 | 03E | LMA |
| -PF-003 | 03E | LMA |
| -PF-003 | 03E | LMA |
| | 03E | Matrix |
| -50-PF-005 | 03F | LMA |
| -50-PF-005 | 03F | LMA |
| ¡ GUAYANILLA | 03F | LMA |
| ¡ GUAYANILLA | 03F | LMA |
| . YABUCOA | 03F | LMA |
| -FC-27-PF-004 | 03F | LMA |
| ¡3-PF-003 | 03F | LMA |
| ¡3-PF-003 | 03F | LMA |
| -PF-001 | 03F | LMA |

| | | |
|-----------------------|-----|-----|
| M4 PENUELAS | 03K | LMA |
| .65-INF-003 | 03K | LMA |
| 65-INF-004 | 03K | LMA |
| C-01-INF-004 | 03K | LMA |
| C-01-INF-005 | 03K | LMA |
| -INF-005 | 03K | LMA |
| -INF-006 | 03K | LMA |
| -INF-007 | 03K | LMA |
| -AB-27-INF-003 | 03K | LMA |
| -FC-27-003 | 03K | LMA |
| 3-47-INF-004 | 03K | LMA |
| 3-47-INF-004 | 03K | LMA |
| 62-INF-004 | 03K | LMA |
| 62-INF-004 | 03K | LMA |
| C-01-INF-002 | 03K | LMA |
| ;-20-INF-003 | 03K | LMA |
| -21-INF-004 | 03K | LMA |
| -21-INF-003 | 03K | LMA |
| -50-INF-003 | 03K | LMA |
| -50-INF-003 | 03K | LMA |
| 3 PENUELAS | 03K | LMA |
| M4 PENUELAS | 03K | LMA |
| 1 SABANA GRANDE | 03K | LMA |
| 1 SABANA GRANDE | 03K | LMA |
| I2-FC-60-INF-002 | 03K | LMA |
| 1 YABUCOA | 03K | LMA |
| B-II-01-002 | 03K | LMA |
| 13-AB-04-INF-002 | 03K | LMA |
| 13-AB-04-INF-002 | 03K | LMA |
| 13-ABII-04-INF-003 | 03K | LMA |
| 13-ABII-04-INF-003 | 03K | LMA |
| B-05-INF-004 | 03K | LMA |
| B-05-INF-004 | 03K | LMA |
| ; 13-AB-09-INF-004 | 03K | LMA |
| ; 13-AB-II-09-INF-003 | 03K | LMA |
| .13-INF-005 | 03K | LMA |
| -INF-003 | 03K | LMA |
| 6-INF-003 | 03K | LMA |
| ;-20-INF-004 | 03K | LMA |
| ;-20-INF-004 | 03K | LMA |
| ;-20-INF-005 | 03K | LMA |
| ;-20-INF-005 | 03K | LMA |
| ;II-20-INF-002 | 03K | LMA |
| -21-INF-004 | 03K | LMA |
| -II-21-INF-002 | 03K | LMA |
| -AB-II-27-INF-004 | 03K | LMA |
| -AB-27-INF-004 | 03K | LMA |
| -ABII-27-INF-005 | 03K | LMA |
| .40-INF-004 | 03K | LMA |
| .40-INF-005 | 03K | LMA |
| 3-II-47-INF-002 | 03K | LMA |

| | | |
|-----------------------|-----|-----|
| 3-II-47-INF-002 | 03K | LMA |
| 13-AB-52-INF-004 | 03K | LMA |
| 13-AB-52-INF-005 | 03K | LMA |
| 13-AB-52-INF-006 | 03K | LMA |
| 13-AB-II-52-INF-003 | 03K | LMA |
| 13-AB-II-52-INF-004 | 03K | LMA |
| E 13-AB-55-INF-001 | 03K | LMA |
| E 13-AB-55-INF-001 | 03K | LMA |
| E 13-AB-II-55-INF-001 | 03K | LMA |
| E 13-AB-II-55-INF-001 | 03K | LMA |
| 62-INF-005 | 03K | LMA |
| 62-INF-005 | 03K | LMA |
| II-62-INF-003 | 03K | LMA |
| II-62-INF-003 | 03K | LMA |
| AB-II-63-INF-002 | 03K | LMA |
| 3-67-INF-004 | 03K | LMA |
| 3-67-INF-005 | 03K | LMA |
| ICOA 13-AB-67-INF-006 | 03K | LMA |
| 3-II-67-INF-003 | 03K | LMA |
| 3-II-67-INF-004 | 03K | LMA |
| 3-II-67-INF-005 | 03K | LMA |
| C-01-INF-002 | 03K | LMA |
| 14-AB-04-INF-002 | 03K | LMA |
| 14-AB-04-INF-002 | 03K | LMA |
| 14-AB-09-INF-003 | 03K | LMA |
| 13-INF-003 | 03K | LMA |
| 6-INF-004 | 03K | LMA |
| 5-INF-002 | 03K | LMA |
| 3-20-INF-005 | 03K | LMA |
| 3-20-INF-002 | 03K | LMA |
| 3-20-INF-002 | 03K | LMA |
| -21-INF-005 | 03K | LMA |
| -INF-004 | 03K | LMA |
| -21-INF-003 | 03K | LMA |
| -24-INF-003 | 03K | LMA |
| -24-INF-004 | 03K | LMA |
| -24-INF-005 | 03K | LMA |
| -24-INF-006 | 03K | LMA |
| -24-INF-007 | 03K | LMA |
| -25-006 | 03K | LMA |
| -FC-27-INF-005 | 03K | LMA |
| -AB-27-INF-004 | 03K | LMA |
| -FC-24-INF-006 | 03K | LMA |
| -INF-003 | 03K | LMA |
| -INF-002 | 03K | LMA |
| 3-47-INF-003 | 03K | LMA |
| 3-47-INF-003 | 03K | LMA |
| 3-47-004 | 03K | LMA |
| 3-47-004 | 03K | LMA |
| E 14-AB-55-INF-001 | 03K | LMA |
| E 14-AB-55-INF-001 | 03K | LMA |

| | | |
|--------------------|-----|-----|
| E 14-FC-55-INF-001 | 03K | LMA |
| E 14-FC-55-INF-001 | 03K | LMA |
| 62-INF-003 | 03K | LMA |
| 62-INF-003 | 03K | LMA |
| 6C-63-INF-002 | 03K | LMA |
| -INF-003 | 03K | LMA |
| -INF-003 | 03K | LMA |
| -AE-27-003 | 03K | LMA |
| 29-INF-003 | 03K | LMA |
| 16-AE-04-INF-004 | 03K | LMA |
| 16-AE-04-INF-004 | 03K | LMA |
| 16-AE-04-INF-005 | 03K | LMA |
| 16-AE-04-INF-006 | 03K | LMA |
| 06-INF-004 | 03K | LMA |
| 06-INF-004 | 03K | LMA |
| 07-INF-001 | 03K | LMA |
| 1-INF-001 | 03K | LMA |
| 1-INF-001 | 03K | LMA |
| 1-INF-001 | 03K | LMA |
| -INF-003 | 03K | LMA |
| 5-INF-003 | 03K | LMA |
| 5-INF-004 | 03K | LMA |
| 5-19-INF-001 | 03K | LMA |
| -AE-27-INF-003 | 03K | LMA |
| -INF-001 | 03K | LMA |
| 50-INF-001 | 03K | LMA |
| 50-INF-001 | 03K | LMA |
| 62-INF-001 | 03K | LMA |
| 07-INF-004 | 03K | LMA |
| 21-INF-002 | 03K | LMA |
| -AE-27-INF-003 | 03K | LMA |
| E-41-INF-001 | 03K | LMA |
| E-41-INF-001 | 03K | LMA |
| E-41-INF-001 | 03K | LMA |
| E-41-INF-001 | 03K | LMA |
| -INF-001 | 03K | LMA |
| 51-INF-001 | 03K | LMA |
| E-05-INF-003 | 03K | LMA |
| 519-INF-001 | 03K | LMA |
| 519-INF-001 | 03K | LMA |
| -AE-27-INF-005 | 03K | LMA |
| -AE-27-INF-005 | 03K | LMA |
| 3-INF-001 | 03K | LMA |
| 3-INF-001 | 03K | LMA |
| 3-INF-001 | 03K | LMA |
| 3-INF-001 | 03K | LMA |
| 5-INF-001 | 03K | LMA |
| 5-INF-003 | 03K | LMA |
| 543-INF-001 | 03K | LMA |
| 02-INF-001 | 03K | LMA |
| 02-INF-001 | 03K | LMA |

| | | |
|------------------|-----|-----|
| 19-AE-04-INF-002 | 03K | LMA |
| E-05-INF-003 | 03K | LMA |
| 06-INF-003 | 03K | LMA |
| 07-INF-001 | 03K | LMA |
| 1-INF-003 | 03K | LMA |
| 1-INF-003 | 03K | LMA |
| -INF-001 | 03K | LMA |
| -INF-001 | 03K | LMA |
| 19-INF-001 | 03K | LMA |
| 19-INF-001 | 03K | LMA |
| 19-INF-001 | 03K | LMA |
| 19-INF-001 | 03K | LMA |
| 19-INF-001 | 03K | LMA |
| 19-INF-001 | 03K | LMA |
| 19-INF-001 | 03K | LMA |
| 20-INF-001 | 03K | LMA |
| 20-INF-001 | 03K | LMA |
| 20-INF-001 | 03K | LMA |
| 20-INF-001 | 03K | LMA |
| 24-INF-002 | 03K | LMA |
| 24-INF-002 | 03K | LMA |
| 24-INF-002 | 03K | LMA |
| -AE-27-INF-004 | 03K | LMA |
| 19-AE-30-INF-001 | 03K | LMA |
| 43-INF-001 | 03K | LMA |
| -INF-001 | 03K | LMA |
| -INF-001 | 03K | LMA |
| 46-INF-001 | 03K | LMA |
| 49-INF-001 | 03K | LMA |
| 49-INF-001 | 03K | LMA |
| 67-INF-001 | 03K | LMA |
| 67-INF-003 | 03K | LMA |
| 02-INF-001 | 03K | LMA |
| 02-INF-001 | 03K | LMA |
| 02-INF-002 | 03K | LMA |
| 20-AE-04-INF-001 | 03K | LMA |
| 20-AE-04-INF-001 | 03K | LMA |
| -AE-27-INF-001 | 03K | LMA |
| -INF-001 | 03K | LMA |
| 49-INF-001 | 03K | LMA |
| 49-INF-002 | 03K | LMA |
| 49-INF-002 | 03K | LMA |
| 49-INF-003 | 03K | LMA |
| 49-INF-003 | 03K | LMA |
| 49-INF-003 | 03K | LMA |
| 49-INF-003 | 03K | LMA |
| 49-INF-003 | 03K | LMA |
| 49-INF-003 | 03K | LMA |
| 50-INF-001 | 03K | LMA |
| 50-INF-002 | 03K | LMA |
| 50-INF-002 | 03K | LMA |
| 50-INF-003 | 03K | LMA |
| 49-INF-001 | 03K | LMA |

| | | |
|--------------------|------------|---------------|
| E-49-INF-001 | 03K | LMA |
| E-49-INF-001 | 03K | LMA |
| | 03K | Matrix |
| 17-AE-30-INF-001 | 03L | LMA |
| \E-49-INF-001 | 03L | LMA |
| \E-49-INF-001 | 03L | LMA |
| 56-INF-001 | 03L | LMA |
| 56-INF-001 | 03L | LMA |
| 56-INF-001 | 03L | LMA |
| 56-INF-001 | 03L | LMA |
| 56-INF-001 | 03L | LMA |
| 56-INF-001 | 03L | LMA |
| 56-INF-001 | 03L | LMA |
| 56-INF-001 | 03L | LMA |
| | 03L | Matrix |
| ¡ CEIBA | 03Z | LMA |
| ¡ CEIBA | 03Z | LMA |
| .II-13-PF-002 | 03Z | LMA |
| -PF-001 | 03Z | LMA |
| B-II-44-PF-003 | 03Z | LMA |
| .4-FC-52-PF-001 | 03Z | LMA |
| 13-PF-005 | 03Z | LMA |
| 13-PF-002 | 03Z | LMA |
| :-46-PF-003 | 03Z | LMA |
| | 03Z | Matrix |
| ! AGUADA | 05A | LMC |
| ! AGUAS BUENAS | 05A | LMC |
| . QUEBRADILLAS | 05A | LMC |
| 02-PS-003 | 05A | LMC |
| B-II-05-PS-004 | 05A | LMC |
| B-II-05-PS-004 | 05A | LMC |
| .I-18-PS-002 | 05A | LMC |
| -II-25-PS-002 | 05A | LMC |
| 13-AB-II-52-PS-002 | 05A | LMC |
| 13-AB-II-52-PS-002 | 05A | LMC |
| .07-PS-002 | 05A | LMC |
| }-07-PS-002 | 05A | LMC |
| .13-PS-003 | 05A | LMC |
| .8-PS-002 | 05A | LMCSV |
| -21-PS-003 | 05A | LMC |
| -PS-003 | 05A | LMC |
| -AB-39-PS-002 | 05A | LMC |
| -PS-001 | 05A | LMC |
| -PS-001 | 05A | LMC |
| C-51-PS-002 | 05A | LMC |
| 14-FC-52-PS-002 | 05A | LMCSV |
| 02-PS-003 | 05A | LMC |
| .07-PS-003 | 05A | LMCSV |
| .07-PS-003 | 05A | LMCSV |
| .07-PS-003 | 05A | LMCSV |
| .07-PS-003 | 05A | LMCSV |
| -PS-002 | 05A | LMCSV |
| }-PS-002 | 05A | LMC |

| | | |
|-------------------|-----|-------|
| 5-PS-002 | 05A | LMC |
| 5-PS-002 | 05A | LMC |
| 20-PS-003 | 05A | LMC |
| 20-PS-003 | 05A | LMC |
| 20-PS-003 | 05A | LMC |
| 20-PS-003 | 05A | LMC |
| 20-PS-003 | 05A | LMC |
| 20-PS-003 | 05A | LMC |
| 15-AE-30-PS-003 | 05A | LMCSV |
| -PS-003 | 05A | LMC |
| -PS-003 | 05A | LMC |
| -PS-003 | 05A | LMC |
| -AE-39-PS-003 | 05A | LMC |
| -PS-002 | 05A | LMC |
| 46-PS-002 | 05A | LMCSV |
| 47-SP-003 | 05A | LMC |
| 47-SP-003 | 05A | LMC |
| 47-SP-003 | 05A | LMC |
| 15-AE-52-PS-002 | 05A | LMC |
| 15-AE-52-PS-002 | 05A | LMC |
| 15-AE-52-PS-002 | 05A | LMC |
| 15-AE-52-PS-002 | 05A | LMC |
| E 15-AE-55-PS-002 | 05A | LMC |
| 02-PS-004 | 05A | LMCSV |
| 02-PS-004 | 05A | LMCSV |
| E-05-PS-002 | 05A | LMC |
| E-05-PS-002 | 05A | LMC |
| E-05-PS-002 | 05A | LMC |
| E-05-PS-002 | 05A | LMC |
| 16-AE-08-PS-004 | 05A | LMC |
| 1-PS-002 | 05A | LMC |
| 1-PS-002 | 05A | LMC |
| 5-PS-002 | 05A | LMC |
| 5-PS-002 | 05A | LMC |
| 20-PS-002 | 05A | LMC |
| 20-PS-002 | 05A | LMC |
| 20-PS-002 | 05A | LMC |
| 20-PS-002 | 05A | LMC |
| 20-PS-002 | 05A | LMC |
| 20-PS-002 | 05A | LMC |
| 16-AE-30-PS-002 | 05A | LMC |
| 16-AE-30-PS-002 | 05A | LMC |
| 15-PS-002 | 05A | LMC |
| 15-PS-002 | 05A | LMC |
| -PS-002 | 05A | LMC |
| -AE-39-PS-003 | 05A | LMC |
| -AE-39-PS-003 | 05A | LMC |
| E-41-PS-002 | 05A | LMC |
| -PS-002 | 05A | LMC |
| 16-AE-52-PS-002 | 05A | LMC |
| 16-AE-52-PS-002 | 05A | LMC |

| | | |
|-------------------|-----|-----|
| E-67-PS-003 | 05A | LMC |
| E-67-PS-003 | 05A | LMC |
| 02-PS-003 | 05A | LMC |
| 02-PS-003 | 05A | LMC |
| 02-PS-003 | 05A | LMC |
| E-05-PS-002 | 05A | LMC |
| 18-AE-08-PS-002 | 05A | LMC |
| 18-AE-08-PS-002 | 05A | LMC |
| 18-AE-09-PS-002 | 05A | LMC |
| 1-PS-002 | 05A | LMC |
| 1-PS-002 | 05A | LMC |
| -PS-002 | 05A | LMC |
| 5-PS-002 | 05A | LMC |
| 5-PS-002 | 05A | LMC |
| E-20-PS-003 | 05A | LMC |
| E-20-PS-003 | 05A | LMC |
| -24-PS-002 | 05A | LMC |
| -AE-27-PS-004 | 05A | LMC |
| -AE-27-PS-004 | 05A | LMC |
| -AE-27-PS-004 | 05A | LMC |
| -AE-27-PS-004 | 05A | LMC |
| -AE-27-PS-004 | 05A | LMC |
| -AE-27-PS-004 | 05A | LMC |
| 28-PS-002 | 05A | LMC |
| 28-PS-002 | 05A | LMC |
| 18-AE-30-PS-003 | 05A | LMC |
| 18-AE-30-PS-003 | 05A | LMC |
| 18-AE-30-PS-003 | 05A | LMC |
| E-41-PS-002 | 05A | LMC |
| E-43-PS-002 | 05A | LMC |
| E-46-PS-003 | 05A | LMC |
| E-46-PS-003 | 05A | LMC |
| E-47-PS-003 | 05A | LMC |
| AE-49-PS-002 | 05A | LMC |
| AE-49-PS-002 | 05A | LMC |
| AE-49-PS-002 | 05A | LMC |
| AE-49-PS-002 | 05A | LMC |
| AE-49-PS-002 | 05A | LMC |
| E-50-PS-002 | 05A | LMC |
| E-50-PS-002 | 05A | LMC |
| E-50-PS-002 | 05A | LMC |
| E-50-PS-002 | 05A | LMC |
| E-50-PS-002 | 05A | LMC |
| E-50-PS-002 | 05A | LMC |
| E-50-PS-002 | 05A | LMC |
| E-50-PS-002 | 05A | LMC |
| E-50-PS-002 | 05A | LMC |
| E-50-PS-002 | 05A | LMC |
| 53-PS-001 | 05A | LMC |
| E 18-AE-55-PS-002 | 05A | LMC |
| E 18-AE-55-PS-002 | 05A | LMC |
| E 18-AE-55-PS-002 | 05A | LMC |
| AE-63-PS-003 | 05A | LMC |

| | | |
|-------------------|-----|-----|
| \AE-63-PS-003 | 05A | LMC |
| \AE-63-PS-003 | 05A | LMC |
| \AE-63-PS-003 | 05A | LMC |
| \AE-63-PS-003 | 05A | LMC |
| \AE-63-PS-003 | 05A | LMC |
| -67-PS-003 | 05A | LMC |
| E-01-PS-002 | 05A | LMC |
| E-01-PS-002 | 05A | LMC |
| E-01-PS-002 | 05A | LMC |
| E-01-PS-002 | 05A | LMC |
| E-01-PS-002 | 05A | LMC |
| E-01-PS-002 | 05A | LMC |
| .07-PS-002 | 05A | LMC |
| .07-PS-002 | 05A | LMC |
| .07-PS-002 | 05A | LMC |
| .07-PS-002 | 05A | LMC |
| ; 19-AE-09-PS-002 | 05A | LMC |
| ; 19-AE-09-PS-002 | 05A | LMC |
| 1-PS-002 | 05A | LMC |
| 1-PS-002 | 05A | LMC |
| 1-PS-002 | 05A | LMC |
| 1-PS-002 | 05A | LMC |
| -PS-002 | 05A | LMC |
| ; -PS-002 | 05A | LMC |
| .8-PS-002 | 05A | LMC |
| -AE-27-PS-002 | 05A | LMC |
| -AE-27-PS-002 | 05A | LMC |
| -AE-27-PS-002 | 05A | LMC |
| -AE-27-PS-002 | 05A | LMC |
| .29-PS-002 | 05A | LMC |
| 19-AE-30-PS-002 | 05A | LMC |
| 19-AE-30-PS-002 | 05A | LMC |
| 19-AE-30-PS-002 | 05A | LMC |
| 19-AE-30-PS-002 | 05A | LMC |
| 19-AE-30-PS-002 | 05A | LMC |
| 19-AE-30-PS-002 | 05A | LMC |
| 19-AE-30-PS-002 | 05A | LMC |
| 19-AE-30-PS-002 | 05A | LMC |
| 15-PS-002 | 05A | LMC |
| 15-PS-002 | 05A | LMC |
| 15-PS-002 | 05A | LMC |
| 15-PS-002 | 05A | LMC |
| 15-PS-002 | 05A | LMC |
| .AE-PS-002 | 05A | LMC |
| .AE-PS-002 | 05A | LMC |
| .AE-PS-002 | 05A | LMC |
| .AE-PS-002 | 05A | LMC |
| .AE-PS-002 | 05A | LMC |
| -AE-39-PS-002 | 05A | LMC |
| -AE-39-PS-002 | 05A | LMC |
| -AE-39-PS-002 | 05A | LMC |

| | | |
|-----------------|------------|---------------|
| 17-AE-52-PS-002 | 05D | LMC |
| 17-AE-52-PS-002 | 05D | LMC |
| 17-AE-52-PS-002 | 05D | LMC |
| 17-AE-52-PS-002 | 05D | LMC |
| 17-AE-52-PS-002 | 05D | LMC |
| -AE-27-PS-003 | 05D | LMC |
| -AE-27-PS-003 | 05D | LMC |
| -AE-27-PS-003 | 05D | LMC |
| -AE-27-PS-003 | 05D | LMC |
| -AE-27-PS-003 | 05D | LMC |
| -AE-27-PS-003 | 05D | LMC |
| -46-PS-002 | 05D | LMC |
| 56-PS-002 | 05D | LMC |
| -AE-27-PS-003 | 05D | LMC |
| -46-PS-002 | 05D | LMC |
| -46-PS-002 | 05D | LMC |
| -46-PS-002 | 05D | LMC |
| -46-PS-002 | 05D | LMC |
| -46-PS-002 | 05D | LMC |
| -46-SP-005 | 05D | LMC |
| | 05D | Matrix |
| .22-PS-001 | 05M | LMC |
| -20-PS-004 | 05M | LMC |
| -20-PS-004 | 05M | LMC |
| -20-PS-004 | 05M | LMC |
| -20-PS-004 | 05M | LMC |
| .22-PS-001 | 05M | LMA |
| .22-PS-001 | 05M | LMA |
| .22-PS-001 | 05M | LMA |
| | 05M | Matrix |
| 15-AE-52-PS-003 | 05Z | LMC |
| 15-AE-52-PS-003 | 05Z | LMC |
| -19-PS-003 | 05Z | LMC |
| | 05Z | Matrix |
| 8-ED-001 | 17C | LMJ |
| | 17C | Matrix |
| E-05-ED-002 | 18C | LMJ |
| E-05-ED-002 | 18C | LMJ |
| E-05-ED-002 | 18C | LMJ |
| E-05-ED-002 | 18C | LMJ |
| E-05-ED-002 | 18C | LMJ |
| E-05-ED-001 | 18C | LMJ |
| E-05-ED-001 | 18C | LMJ |
| E-05-ED-001 | 18C | LMJ |
| E-05-ED-001 | 18C | LMJ |
| E-05-ED-001 | 18C | LMJ |
| E-05-ED-001 | 18C | LMJ |
| E-05-ED-001 | 18C | LMJ |
| 28-ED-003 | 18C | LMJ |
| | 18C | Matrix |

LINE 27 DETAIL: ACTIVITIES INCLUDED IN THE COMPUTATION OF LINE 27

| Activity Name | Grant Number | Fund | Main Code | Location Object |
|---------------------------------|---------------------|-------------|------------------|------------------------|
| 12-AB-02-PS-002 AGUADA | B14DC720001 | EN | 05A | LMC |
| 12-AB-04-PS-002 AGUAS BUENAS | B14DC720001 | EN | 05A | LMC |
| 12-FC-52-PS-002 QUEBRADILLAS | B14DC720001 | EN | 05A | LMC |
| AGUADA 13-AB-02-PS-003 | B14DC720001 | EN | 05A | LMC |
| AIBONITO 13-AB-II-05-PS-004 | B14DC720001 | EN | 05A | LMC |
| AIBONITO 13-AB-II-05-PS-004 | B14DC720001 | EN | 05A | LMC |
| COAMO 13-AB-II-18-PS-002 | B14DC720001 | EN | 05A | LMC |
| GUANICA 13-AB-II-25-PS-002 | B14DC720001 | EN | 05A | LMC |
| QUEBRADILLAS 13-AB-II-52-PS-002 | B14DC720001 | EN | 05A | LMC |
| QUEBRADILLAS 13-AB-II-52-PS-002 | B14DC720001 | EN | 05A | LMC |
| ARROYO 14-FC-07-PS-002 | B14DC720001 | EN | 05A | LMC |
| ARROYO 14-AB-07-PS-002 | B14DC720001 | EN | 05A | LMC |
| CATANO 14-AB-13-PS-003 | B14DC720001 | EN | 05A | LMC |
| COAMO 14-FC-18-PS-002 | B14DC720001 | EN | 05A | LMCSV |
| CULEBRA 14-AB-21-PS-003 | B14DC720001 | EN | 05A | LMC |
| LARES 14-AB-37-PS-003 | B14DC720001 | EN | 05A | LMC |
| LAS PIEDRAS 14-AB-39-PS-002 | B14DC720001 | EN | 05A | LMC |
| LOIZA 14-AB-40-PS-001 | B14DC720001 | EN | 05A | LMC |
| LOIZA 14-AB-40-PS-001 | B14DC720001 | EN | 05A | LMC |
| PENUELAS 14-FC-51-PS-002 | B14DC720001 | EN | 05A | LMC |
| QUEBRADILLAS 14-FC-52-PS-002 | B14DC720001 | EN | 05A | LMCSV |
| AGUADA 15-AE-02-PS-003 | B15DC720001 | EN | 05A | LMC |
| ARROYO 15-AE-07-PS-003 | B15DC720001 | EN | 05A | LMCSV |
| ARROYO 15-AE-07-PS-003 | B15DC720001 | EN | 05A | LMCSV |
| ARROYO 15-AE-07-PS-003 | B15DC720001 | EN | 05A | LMCSV |
| CEIBA 15-AE-15-PS-002 | B15DC720001 | EN | 05A | LMCSV |
| CIALES 15-AE-16-PS-002 | B15DC720001 | EN | 05A | LMC |
| CIALES 15-AE-16-PS-002 | B15DC720001 | EN | 05A | LMC |
| CIALES 15-AE-16-PS-002 | B15DC720001 | EN | 05A | LMC |
| COROZAL 15-AE-20-PS-003 | B15DC720001 | EN | 05A | LMC |
| COROZAL 15-AE-20-PS-003 | B15DC720001 | EN | 05A | LMC |
| COROZAL 15-AE-20-PS-003 | B15DC720001 | EN | 05A | LMC |
| COROZAL 15-AE-20-PS-003 | B15DC720001 | EN | 05A | LMC |
| COROZAL 15-AE-20-PS-003 | B15DC720001 | EN | 05A | LMC |
| COROZAL 15-AE-20-PS-003 | B15DC720001 | EN | 05A | LMC |
| COROZAL 15-AE-20-PS-003 | B15DC720001 | EN | 05A | LMC |
| HORMIGUEROS 15-AE-30-PS-003 | B15DC720001 | EN | 05A | LMCSV |
| LARES 15-AE-37-PS-003 | B15DC720001 | EN | 05A | LMC |
| LARES 15-AE-37-PS-003 | B21DC720001 | PI | 05A | LMC |
| LARES 15-AE-37-PS-003 | B21DC720001 | PI | 05A | LMC |
| LAS PIEDRAS 15-AE-39-PS-003 | B15DC720001 | EN | 05A | LMC |
| LOIZA 15-AE-40-PS-002 | B15DC720001 | EN | 05A | LMC |
| MOROVIS 15-AE-46-PS-002 | B15DC720001 | EN | 05A | LMCSV |
| NAGUABO 15-AE-47-SP-003 | B15DC720001 | EN | 05A | LMC |
| NAGUABO 15-AE-47-SP-003 | B15DC720001 | EN | 05A | LMC |
| NAGUABO 15-AE-47-SP-003 | B15DC720001 | EN | 05A | LMC |
| QUEBRADILLAS 15-AE-52-PS-002 | B15DC720001 | EN | 05A | LMC |
| QUEBRADILLAS 15-AE-52-PS-002 | B15DC720001 | EN | 05A | LMC |
| QUEBRADILLAS 15-AE-52-PS-002 | B15DC720001 | EN | 05A | LMC |
| QUEBRADILLAS 15-AE-52-PS-002 | B15DC720001 | EN | 05A | LMC |
| SABANA GRANDE 15-AE-55-PS-002 | B15DC720001 | EN | 05A | LMC |

| | | | | |
|-------------------------------|-------------|----|-----|-------|
| AGUADA 16-AE-02-PS-004 | B16DC720001 | EN | 05A | LMCSV |
| AGUADA 16-AE-02-PS-004 | B16DC720001 | EN | 05A | LMCSV |
| AIBONITO 16-AE-05-PS-002 | B16DC720001 | EN | 05A | LMC |
| AIBONITO 16-AE-05-PS-002 | B16DC720001 | EN | 05A | LMC |
| AIBONITO 16-AE-05-PS-002 | B16DC720001 | EN | 05A | LMC |
| AIBONITO 16-AE-05-PS-002 | B16DC720001 | EN | 05A | LMC |
| BARCELONETA 16-AE-08-PS-004 | B16DC720001 | EN | 05A | LMC |
| CAMUY 16-AE-11-PS-002 | B16DC720001 | EN | 05A | LMC |
| CAMUY 16-AE-11-PS-002 | B16DC720001 | EN | 05A | LMC |
| CIALES 16-AE-16-PS-002 | B16DC720001 | EN | 05A | LMC |
| CIALES 16-AE-16-PS-002 | B16DC720001 | EN | 05A | LMC |
| COROZAL 16-AE-20-PS-002 | B16DC720001 | EN | 05A | LMC |
| COROZAL 16-AE-20-PS-002 | B16DC720001 | EN | 05A | LMC |
| COROZAL 16-AE-20-PS-002 | B16DC720001 | EN | 05A | LMC |
| COROZAL 16-AE-20-PS-002 | B16DC720001 | EN | 05A | LMC |
| COROZAL 16-AE-20-PS-002 | B16DC720001 | EN | 05A | LMC |
| COROZAL 16-AE-20-PS-002 | B16DC720001 | EN | 05A | LMC |
| HORMIGUEROS 16-AE-30-PS-002 | B16DC720001 | EN | 05A | LMC |
| HORMIGUEROS 16-AE-30-PS-002 | B16DC720001 | EN | 05A | LMC |
| JUNCOS 16-AE-35-PS-002 | B16DC720001 | EN | 05A | LMC |
| JUNCOS 16-AE-35-PS-002 | B16DC720001 | EN | 05A | LMC |
| LARES 16-AE-37-PS-002 | B16DC720001 | EN | 05A | LMC |
| LAS PIEDRAS 16-AE-39-PS-003 | B16DC720001 | EN | 05A | LMC |
| LAS PIEDRAS 16-AE-39-PS-003 | B16DC720001 | EN | 05A | LMC |
| LUQUILLO 16-AE-41-PS-002 | B16DC720001 | EN | 05A | LMC |
| MOCA 16-AE-45-PS-002 | B16DC720001 | EN | 05A | LMC |
| QUEBRADILLAS 16-AE-52-PS-002 | B16DC720001 | EN | 05A | LMC |
| QUEBRADILLAS 16-AE-52-PS-002 | B16DC720001 | EN | 05A | LMC |
| QUEBRADILLAS 16-AE-52-PS-002 | B16DC720001 | EN | 05A | LMC |
| QUEBRADILLAS 16-AE-52-PS-002 | B16DC720001 | EN | 05A | LMC |
| QUEBRADILLAS 16-AE-52-PS-002 | B16DC720001 | EN | 05A | LMC |
| QUEBRADILLAS 16-AE-52-PS-002 | B21DC720001 | PI | 05A | LMC |
| SABANA GRANDE 16-AE-55-PS-002 | B16DC720001 | EN | 05A | LMC |
| SANTA ISABEL 16-AE-60-PS-002 | B16DC720001 | EN | 05A | LMC |
| YABUCOA 16-AE-67-PS-002 | B16DC720001 | EN | 05A | LMC |
| YABUCOA 16-AE-67-PS-002 | B16DC720001 | EN | 05A | LMC |
| AIBONITO 17-AE-05-PS-001 | B17DC720001 | EN | 05A | LMC |
| AIBONITO 17-AE-05-PS-001 | B17DC720001 | EN | 05A | LMC |
| AIBONITO 17-AE-05-PS-001 | B17DC720001 | EN | 05A | LMC |
| AIBONITO 17-AE-05-PS-001 | B17DC720001 | EN | 05A | LMC |
| CEIBA 17-AE-15-PS-003 | B17DC720001 | EN | 05A | LMC |
| CEIBA 17-AE-15-PS-003 | B17DC720001 | EN | 05A | LMC |
| CEIBA 17-AE-15-PS-003 | B17DC720001 | EN | 05A | LMC |
| CEIBA 17-AE-15-PS-003 | B17DC720001 | EN | 05A | LMC |
| CEIBA 17-AE-15-PS-003 | B17DC720001 | EN | 05A | LMC |
| CEIBA 17-AE-15-PS-003 | B17DC720001 | EN | 05A | LMC |
| CIALES 17-AE-16-PS-002 | B17DC720001 | EN | 05A | LMC |
| CIALES 17-AE-16-PS-002 | B17DC720001 | EN | 05A | LMC |
| CIALES 17-AE-16-PS-002 | B17DC720001 | EN | 05A | LMC |
| CIALES 17-AE-16-PS-002 | B17DC720001 | EN | 05A | LMC |

| | | | | |
|-------------------------------|-------------|----|-----|-----|
| GURABO 18-AE-28-PS-002 | B18DC720001 | EN | 05A | LMC |
| GURABO 18-AE-28-PS-002 | B18DC720001 | EN | 05A | LMC |
| HORMIGUEROS 18-AE-30-PS-003 | B18DC720001 | EN | 05A | LMC |
| HORMIGUEROS 18-AE-30-PS-003 | B18DC720001 | EN | 05A | LMC |
| HORMIGUEROS 18-AE-30-PS-003 | B18DC720001 | EN | 05A | LMC |
| LUQUILLO 18-AE-41-PS-002 | B18DC720001 | EN | 05A | LMC |
| MARICAO 18-AE-43-PS-002 | B18DC720001 | EN | 05A | LMC |
| MOROVIS 18-AE-46-PS-003 | B18DC720001 | EN | 05A | LMC |
| MOROVIS 18-AE-46-PS-003 | B18DC720001 | EN | 05A | LMC |
| NAGUABO 18-AE-47-PS-003 | B18DC720001 | EN | 05A | LMC |
| OROCOVIS 18-AE-49-PS-002 | B18DC720001 | EN | 05A | LMC |
| OROCOVIS 18-AE-49-PS-002 | B18DC720001 | EN | 05A | LMC |
| OROCOVIS 18-AE-49-PS-002 | B18DC720001 | EN | 05A | LMC |
| OROCOVIS 18-AE-49-PS-002 | B18DC720001 | EN | 05A | LMC |
| OROCOVIS 18-AE-49-PS-002 | B18DC720001 | EN | 05A | LMC |
| PATILLAS 18-AE-50-PS-002 | B18DC720001 | EN | 05A | LMC |
| PATILLAS 18-AE-50-PS-002 | B18DC720001 | EN | 05A | LMC |
| PATILLAS 18-AE-50-PS-002 | B18DC720001 | EN | 05A | LMC |
| PATILLAS 18-AE-50-PS-002 | B18DC720001 | EN | 05A | LMC |
| PATILLAS 18-AE-50-PS-002 | B18DC720001 | EN | 05A | LMC |
| PATILLAS 18-AE-50-PS-002 | B18DC720001 | EN | 05A | LMC |
| PATILLAS 18-AE-50-PS-002 | B18DC720001 | EN | 05A | LMC |
| PATILLAS 18-AE-50-PS-002 | B18DC720001 | EN | 05A | LMC |
| PATILLAS 18-AE-50-PS-002 | B18DC720001 | EN | 05A | LMC |
| RINCON 18-AE-53-PS-001 | B18DC720001 | EN | 05A | LMC |
| SABANA GRANDE 18-AE-55-PS-002 | B21DC720001 | PI | 05A | LMC |
| SABANA GRANDE 18-AE-55-PS-002 | B21DC720001 | PI | 05A | LMC |
| SABANA GRANDE 18-AE-55-PS-002 | B21DC720001 | PI | 05A | LMC |
| VEGA ALTA 18-AE-63-PS-003 | B18DC720001 | EN | 05A | LMC |
| VEGA ALTA 18-AE-63-PS-003 | B18DC720001 | EN | 05A | LMC |
| VEGA ALTA 18-AE-63-PS-003 | B18DC720001 | EN | 05A | LMC |
| VEGA ALTA 18-AE-63-PS-003 | B18DC720001 | EN | 05A | LMC |
| VEGA ALTA 18-AE-63-PS-003 | B18DC720001 | EN | 05A | LMC |
| VEGA ALTA 18-AE-63-PS-003 | B18DC720001 | EN | 05A | LMC |
| VEGA ALTA 18-AE-63-PS-003 | B18DC720001 | EN | 05A | LMC |
| VEGA ALTA 18-AE-63-PS-003 | B18DC720001 | EN | 05A | LMC |
| YABUCOA 18-AE-67-PS-003 | B18DC720001 | EN | 05A | LMC |
| ADJUNTAS 19-AE-01-PS-002 | B19DC720001 | EN | 05A | LMC |
| ADJUNTAS 19-AE-01-PS-002 | B19DC720001 | EN | 05A | LMC |
| ADJUNTAS 19-AE-01-PS-002 | B19DC720001 | EN | 05A | LMC |
| ADJUNTAS 19-AE-01-PS-002 | B19DC720001 | EN | 05A | LMC |
| ADJUNTAS 19-AE-01-PS-002 | B19DC720001 | EN | 05A | LMC |
| ADJUNTAS 19-AE-01-PS-002 | B19DC720001 | EN | 05A | LMC |
| ARROYO 19-AE-07-PS-002 | B19DC720001 | EN | 05A | LMC |
| ARROYO 19-AE-07-PS-002 | B19DC720001 | EN | 05A | LMC |
| ARROYO 19-AE-07-PS-002 | B19DC720001 | EN | 05A | LMC |
| ARROYO 19-AE-07-PS-002 | B19DC720001 | EN | 05A | LMC |
| BARRANQUITAS 19-AE-09-PS-002 | B19DC720001 | EN | 05A | LMC |
| BARRANQUITAS 19-AE-09-PS-002 | B19DC720001 | EN | 05A | LMC |
| CAMUY 19-AE-11-PS-002 | B19DC720001 | EN | 05A | LMC |
| CAMUY 19-AE-11-PS-002 | B19DC720001 | EN | 05A | LMC |
| CAMUY 19-AE-11-PS-002 | B19DC720001 | EN | 05A | LMC |
| CAMUY 19-AE-11-PS-002 | B19DC720001 | EN | 05A | LMC |
| CEIBA 19-AE-15-PS-002 | B19DC720001 | EN | 05A | LMC |

| | | | | |
|------------------------------|-------------|----|------------|---------------|
| OROCOVIS 19-AE-49-PS-002 | B19DC720001 | EN | 05A | LMC |
| PATILLAS 19-AE-50-PS-002 | B19DC720001 | EN | 05A | LMC |
| PATILLAS 19-AE-50-PS-002 | B19DC720001 | EN | 05A | LMC |
| PATILLAS 19-AE-50-PS-002 | B19DC720001 | EN | 05A | LMC |
| PATILLAS 19-AE-50-PS-002 | B19DC720001 | EN | 05A | LMC |
| PATILLAS 19-AE-50-PS-002 | B19DC720001 | EN | 05A | LMC |
| PATILLAS 19-AE-50-PS-002 | B19DC720001 | EN | 05A | LMC |
| SANTA ISABEL 19-AE-60-PS-002 | B19DC720001 | EN | 05A | LMC |
| VEGA ALTA 19-AE-63-PS-002 | B19DC720001 | EN | 05A | LMC |
| VEGA ALTA 19-AE-63-PS-002 | B19DC720001 | EN | 05A | LMC |
| VILLALBA 19-AE-66-PS-002 | B19DC720001 | EN | 05A | LMC |
| YABUCOA 19-AE-67-PS-002 | B19DC720001 | EN | 05A | LMC |
| YABUCOA 19-AE-67-PS-002 | B19DC720001 | EN | 05A | LMC |
| LAS MARIAS 20-AE-38-SP-003 | B20DC720001 | EN | 05A | LMC |
| LAS MARIAS 20-AE-38-SP-003 | B20DC720001 | EN | 05A | LMC |
| LAS MARIAS 20-AE-38-SP-003 | B20DC720001 | EN | 05A | LMC |
| VILLALBA 20-AE-66-SP-002 | B20DC720001 | EN | 05A | LMC |
| VILLALBA 20-AE-66-SP-002 | B20DC720001 | EN | 05A | LMC |
| | | | 05A | Matrix |
| QUEBRADILLAS 14-AB-52-PS-002 | B14DC720001 | EN | 05D | LMC |
| GUANICA 15-AE-25-PS-004 | B15DC720001 | EN | 05D | LMC |
| MOROVIS 16-AE-46-PS-002 | B16DC720001 | EN | 05D | LMC |
| QUEBRADILLAS 16-AE-52-PS-003 | B16DC720001 | EN | 05D | LMC |
| QUEBRADILLAS 16-AE-52-PS-003 | B16DC720001 | EN | 05D | LMC |
| MOROVIS 17-AE-46-PS-002 | B17DC720001 | EN | 05D | LMC |
| QUEBRADILLAS 17-AE-52-PS-002 | B17DC720001 | EN | 05D | LMC |
| QUEBRADILLAS 17-AE-52-PS-002 | B17DC720001 | EN | 05D | LMC |
| QUEBRADILLAS 17-AE-52-PS-002 | B17DC720001 | EN | 05D | LMC |
| QUEBRADILLAS 17-AE-52-PS-002 | B17DC720001 | EN | 05D | LMC |
| QUEBRADILLAS 17-AE-52-PS-002 | B17DC720001 | EN | 05D | LMC |
| QUEBRADILLAS 17-AE-52-PS-002 | B17DC720001 | EN | 05D | LMC |
| QUEBRADILLAS 17-AE-52-PS-002 | B21DC720001 | PI | 05D | LMC |
| QUEBRADILLAS 17-AE-52-PS-002 | B21DC720001 | PI | 05D | LMC |
| QUEBRADILLAS 17-AE-52-PS-002 | B21DC720001 | PI | 05D | LMC |
| GUAYANILLA 18-AE-27-PS-003 | B18DC720001 | EN | 05D | LMC |
| GUAYANILLA 18-AE-27-PS-003 | B18DC720001 | EN | 05D | LMC |
| GUAYANILLA 18-AE-27-PS-003 | B18DC720001 | EN | 05D | LMC |
| GUAYANILLA 18-AE-27-PS-003 | B18DC720001 | EN | 05D | LMC |
| GUAYANILLA 18-AE-27-PS-003 | B18DC720001 | EN | 05D | LMC |
| MOROVIS 18-AE-46-PS-002 | B18DC720001 | EN | 05D | LMC |
| SALINAS 18-AE-56-PS-002 | B18DC720001 | EN | 05D | LMC |
| GUAYANILLA 19-AE-27-PS-003 | B19DC720001 | EN | 05D | LMC |
| MOROVIS 19-AE-46-PS-002 | B19DC720001 | EN | 05D | LMC |
| MOROVIS 19-AE-46-PS-002 | B19DC720001 | EN | 05D | LMC |
| MOROVIS 19-AE-46-PS-002 | B19DC720001 | EN | 05D | LMC |
| MOROVIS 19-AE-46-PS-002 | B19DC720001 | EN | 05D | LMC |
| MOROVIS 20-AE-46-SP-005 | B20DC720001 | EN | 05D | LMC |
| | | | 05D | Matrix |
| DORADO 17-AE-22-PS-001 | B17DC720001 | EN | 05M | LMC |
| COROZAL 18-AE-20-PS-004 | B18DC720001 | EN | 05M | LMC |
| COROZAL 18-AE-20-PS-004 | B18DC720001 | EN | 05M | LMC |
| COROZAL 18-AE-20-PS-004 | B18DC720001 | EN | 05M | LMC |

| | | | | |
|------------------------------|-------------|----|------------|---------------|
| COROZAL 18-AE-20-PS-004 | B18DC720001 | EN | 05M | LMC |
| DORADO 18-AE-22-PS-001 | B18DC720001 | EN | 05M | LMA |
| DORADO 18-AE-22-PS-001 | B18DC720001 | EN | 05M | LMA |
| DORADO 18-AE-22-PS-001 | B18DC720001 | EN | 05M | LMA |
| | | | 05M | Matrix |
| QUEBRADILLAS 15-AE-52-PS-003 | B15DC720001 | EN | 05Z | LMC |
| QUEBRADILLAS 15-AE-52-PS-003 | B15DC720001 | EN | 05Z | LMC |
| COMERIO 18-AE-19-PS-003 | B18DC720001 | EN | 05Z | LMC |
| | | | 05Z | Matrix |

Activity to prevent, prepare for, and respond to Coronavirus

LINE 37 DETAIL: ACTIVITIES INCLUDED IN THE COMPUTATION OF LINE 37

| | Matrix Code | National Object |
|--------------|-------------|-----------------|
| ULEBRA | 21A | |
| ULEBRA | 21A | |
| ANTA ISABEL | 21A | |
| VIEQUES | 21A | |
| GUADA | 21A | |
| COROZAL | 21A | |
| COROZAL | 21A | |
| COROZAL | 21A | |
| COROZAL | 21A | |
| COROZAL | 21A | |
| COROZAL | 21A | |
| ULEBRA | 21A | |
| ULEBRA | 21A | |
| ULEBRA | 21A | |
| ULEBRA | 21A | |
| ABANA GRANDE | 21A | |
| ITUADO | 21A | |
| VIEQUES | 21A | |
| VIEQUES | 21A | |
| GUADA | 21A | |
| AGUAS BUENAS | 21A | |
| AGUAS BUENAS | 21A | |
| COROZAL | 21A | |
| COROZAL | 21A | |
| COROZAL | 21A | |
| COROZAL | 21A | |
| ULEBRA | 21A | |
| ULEBRA | 21A | |
| ULEBRA | 21A | |
| AS PIEDRAS | 21A | |
| VIEQUES | 21A | |
| VIEQUES | 21A | |
| II-02-ADM | 21A | |
| 13-AB-04-ADM | 21A | |
| 13-ADM | 21A | |
| 18-ADM | 21A | |

| | |
|-------------------|-----|
| I-18-ADM | 21A |
| -21-ADM | 21A |
| -II-21-ADM | 21A |
| -II-21-ADM | 21A |
| -II-21-ADM | 21A |
| -ADM | 21A |
| -AB-39-ADM | 21A |
| 3-II-47-ADM | 21A |
| 13-AB-52-ADM | 21A |
| 13-AB-52-ADM | 21A |
| 13-AB-II-52-ADM | 21A |
| E 13-AB-55-ADM | 21A |
| E 13-AB-II-55-ADM | 21A |
| 13-AB-60-ADM | 21A |
| 62-ADM | 21A |
| 65-ADM | 21A |
| II-65-ADM | 21A |
| II-65-ADM | 21A |
| 14-AB-04-ADM | 21A |
| 3-07-ADM | 21A |
| 14-FC-08-ADM | 21A |
| 8-ADM | 21A |
| 1-20-ADM | 21A |
| -21-ADM | 21A |
| -21-ADM | 21A |
| -21-ADM | 21A |
| -24-ADM | 21A |
| -24-ADM | 21A |
| -24-ADM | 21A |
| -25-ADM | 21A |
| -28-ADM | 21A |
| 15-ADM | 21A |
| 15-ADM | 21A |
| -ADM | 21A |
| -ADM | 21A |
| -AB-39-ADM | 21A |
| -FC-39-ADM | 21A |
| 3-43-ADM | 21A |
| B-51-ADM | 21A |
| C-51-ADM | 21A |
| C-51-ADM | 21A |
| C-51-ADM | 21A |
| 14-AB-52-ADM | 21A |
| 14-FC-52-ADM | 21A |
| 14-AB-60-ADM | 21A |
| 62-ADM | 21A |
| 65-ADM | 21A |
| E-01-ADM | 21A |
| E-01-ADM | 21A |
| 02-ADM | 21A |
| 15-AE-04-ADM | 21A |

| | |
|----------------|-----|
| -AE-39-ADM | 21A |
| -AE-39-ADM | 21A |
| -AE-39-ADM | 21A |
| -ADM | 21A |
| -ADM | 21A |
| ;-43-ADM | 21A |
| ;-43-ADM | 21A |
| E-44-ADM | 21A |
| -ADM | 21A |
| -ADM | 21A |
| ;-46-ADM | 21A |
| ;-47-ADM | 21A |
| ;-47-ADM | 21A |
| ;-51-ADM | 21A |
| 15-AE-52-ADM | 21A |
| 15-AE-52-ADM | 21A |
| 15-AE-52-ADM | 21A |
| 15-AE-52-ADM | 21A |
| 15-AE-52-ADM | 21A |
| 15-AE-52-ADM | 21A |
| 15-AE-52-ADM | 21A |
| 15-AE-52-ADM | 21A |
| 15-AE-52-ADM | 21A |
| E 15-AE-55-ADM | 21A |
| E 15-AE-55-ADM | 21A |
| 15-AE-60-ADM | 21A |
| 62-ADM | 21A |
| 65-ADM | 21A |
| 65-ADM | 21A |
| ;-67-ADM | 21A |
| E-01-ADM | 21A |
| E-01-ADM | 21A |
| 02-ADM | 21A |
| 16-AE-08-ADM | 21A |
| 16-AE-08-ADM | 21A |
| 16-AE-08-ADM | 21A |
| ; 16-AE-09-ADM | 21A |
| ; 16-AE-09-ADM | 21A |
| ; 16-AE-09-ADM | 21A |
| 1-ADM | 21A |
| ;-13-ADM | 21A |
| .8-ADM | 21A |
| .8-ADM | 21A |
| .8-ADM | 21A |
| .8-ADM | 21A |
| ;-20-ADM | 21A |
| ;-20-ADM | 21A |
| ;-20-ADM | 21A |
| -21-ADM | 21A |
| -21-ADM | 21A |
| -25-ADM | 21A |
| 28-ADM | 21A |

| | |
|----------------|-----|
| .07-ADM | 21A |
| .07-ADM | 21A |
| 17-AE-08-ADM | 21A |
| 1-ADM | 21A |
| -ADM | 21A |
| -ADM | 21A |
| -ADM | 21A |
| -ADM | 21A |
| .8-ADM | 21A |
| .8-ADM | 21A |
| .8-ADM | 21A |
| .8-ADM | 21A |
| ;-20-ADM | 21A |
| -21-ADM | 21A |
| -AE-27-ADM | 21A |
| 28-ADM | 21A |
| !5-ADM | 21A |
| !5-ADM | 21A |
| !5-ADM | 21A |
| -AE-39-ADM | 21A |
| -ADM | 21A |
| ;-43-ADM | 21A |
| ;-43-ADM | 21A |
| ;-43-ADM | 21A |
| E-44-ADM | 21A |
| -ADM | 21A |
| -ADM | 21A |
| -ADM | 21A |
| ;-46-ADM | 21A |
| ;-47-ADM | 21A |
| AE-48-ADM | 21A |
| AE-48-ADM | 21A |
| ;-50-ADM | 21A |
| ;-53-ADM | 21A |
| E 17-AE-55-ADM | 21A |
| AE-63-ADM | 21A |
| 65-ADM | 21A |
| 65-ADM | 21A |
| 65-ADM | 21A |
| ;-66-ADM | 21A |
| ;-67-ADM | 21A |
| ;-67-ADM | 21A |
| ;-67-ADM | 21A |
| ;-67-ADM | 21A |
| E-01-ADM | 21A |
| E-01-ADM | 21A |
| E-01-ADM | 21A |
| 02-ADM | 21A |
| 06-ADM | 21A |
| 18-AE-08-ADM | 21A |
| 1-ADM | 21A |

| | |
|--------------|-----|
| -ADM | 21A |
| 5-ADM | 21A |
| 5-ADM | 21A |
| 5-ADM | 21A |
| 5-ADM | 21A |
| 5-ADM | 21A |
| 8-ADM | 21A |
| 8-ADM | 21A |
| 8-ADM | 21A |
| 20-ADM | 21A |
| -25-ADM | 21A |
| -AE-27-ADM | 21A |
| -AE-27-ADM | 21A |
| -AE-27-ADM | 21A |
| -AE-27-ADM | 21A |
| -AE-27-ADM | 21A |
| 28-ADM | 21A |
| 29-ADM | 21A |
| 29-ADM | 21A |
| 29-ADM | 21A |
| 29-ADM | 21A |
| 29-ADM | 21A |
| 29-ADM | 21A |
| 18-AE-30-ADM | 21A |
| 18-AE-30-ADM | 21A |
| 18-AE-30-ADM | 21A |
| 15-ADM | 21A |
| 15-ADM | 21A |
| -AE-39-ADM | 21A |
| -AE-39-ADM | 21A |
| -AE-39-ADM | 21A |
| -ADM | 21A |
| -ADM | 21A |
| E-41-ADM | 21A |
| 43-ADM | 21A |
| 43-ADM | 21A |
| 43-ADM | 21A |
| 43-ADM | 21A |
| 43-ADM | 21A |
| -ADM | 21A |
| -ADM | 21A |
| -ADM | 21A |
| -ADM | 21A |
| 46-ADM | 21A |
| 47-ADM | 21A |
| 47-ADM | 21A |
| 49-ADM | 21A |
| 49-ADM | 21A |
| 49-ADM | 21A |
| 49-ADM | 21A |
| 49-ADM | 21A |

| | |
|----------------|-----|
| \E-49-ADM | 21A |
| \E-49-ADM | 21A |
| \E-49-ADM | 21A |
| 50-ADM | 21A |
| 50-ADM | 21A |
| 50-ADM | 21A |
| 53-ADM | 21A |
| E 18-AE-55-ADM | 21A |
| 56-ADM | 21A |
| 56-ADM | 21A |
| 56-ADM | 21A |
| 56-ADM | 21A |
| 56-ADM | 21A |
| \E-63-ADM | 21A |
| 66-ADM | 21A |
| 66-ADM | 21A |
| 66-ADM | 21A |
| 66-ADM | 21A |
| 66-ADM | 21A |
| 67-ADM | 21A |
| 67-ADM | 21A |
| E-01-ADM | 21A |
| E-01-ADM | 21A |
| E-01-ADM | 21A |
| E-01-ADM | 21A |
| E-01-ADM | 21A |
| E-01-ADM | 21A |
| E-01-ADM | 21A |
| E-05-ADM | 21A |
| E-05-ADM | 21A |
| E-05-ADM | 21A |
| 06-ADM | 21A |
| 1-ADM | 21A |
| 1-ADM | 21A |
| 1-ADM | 21A |
| 13-ADM | 21A |
| -ADM | 21A |
| -ADM | 21A |
| -ADM | 21A |
| -ADM | 21A |
| 5-ADM | 21A |
| 5-ADM | 21A |
| 5-ADM | 21A |
| 5-ADM | 21A |
| .8-ADM | 21A |
| .8-ADM | 21A |
| .8-ADM | 21A |
| .8-ADM | 21A |
| .22-ADM | 21A |
| .22-ADM | 21A |
| .22-ADM | 21A |

| | |
|----------------|-----|
| \E-49-ADM | 21A |
| \E-49-ADM | 21A |
| \E-49-ADM | 21A |
| \E-49-ADM | 21A |
| \E-49-ADM | 21A |
| \E-49-ADM | 21A |
| \E-49-ADM | 21A |
| -50-ADM | 21A |
| -50-ADM | 21A |
| -50-ADM | 21A |
| -50-ADM | 21A |
| -50-ADM | 21A |
| -50-ADM | 21A |
| -50-ADM | 21A |
| -50-ADM | 21A |
| -50-ADM | 21A |
| -50-ADM | 21A |
| -50-ADM | 21A |
| -51-ADM | 21A |
| E 19-AE-55-ADM | 21A |
| E 19-AE-55-ADM | 21A |
| 56-ADM | 21A |
| 56-ADM | 21A |
| 56-ADM | 21A |
| \E-63-ADM | 21A |
| \E-63-ADM | 21A |
| \E-63-ADM | 21A |
| -66-ADM | 21A |
| -66-ADM | 21A |
| -66-ADM | 21A |
| E-01-ADM | 21A |
| 06-ADM | 21A |
| .8-ADM | 21A |
| -AE-27-ADM | 21A |
| -AE-38-ADM | 21A |
| -AE-38-ADM | 21A |
| -AE-38-ADM | 21A |
| -ADM | 21A |
| -ADM | 21A |
| -ADM | 21A |
| -46-ADM | 21A |
| -46-ADM | 21A |
| \E-49-ADM | 21A |
| \E-49-ADM | 21A |
| \E-49-ADM | 21A |
| \E-49-ADM | 21A |
| \E-49-ADM | 21A |
| -50-ADM | 21A |
| E 20-AE-55-ADM | 21A |
| E 20-AE-55-ADM | 21A |
| E 20-AE-55-ADM | 21A |
| E 20-AE-55-ADM | 21A |
| \E-63-ADM | 21A |
| \E-63-ADM | 21A |

| | | |
|-------------------------|------------|---------------|
| AE-63-ADM | 21A | |
| AE-63-ADM | 21A | |
| | 21A | Matrix |
| ADMINISTRATION 2014 | 21J | |
| ADMINISTRATION 2017 | 21J | |
| ADMINISTRATION 2017 | 21J | |
| ADMINISTRATION 2017 | 21J | |
| ADMINISTRATION 2018 | 21J | |
| ADMINISTRATION 2018 | 21J | |
| ADMINISTRATION 2018 | 21J | |
| ADMINISTRATION 2019 | 21J | |
| ADMINISTRATION 2019 | 21J | |
| ADMINISTRATION 2019 | 21J | |
| ADMINISTRATION 2019 | 21J | |
| 3G ADMINISTRATIVE COSTS | 21J | |
| 3G ADMINISTRATIVE COSTS | 21J | |
| 3G ADMINISTRATIVE COSTS | 21J | |
| | 21J | Matrix |

0.00
23,780,802.00
0.00
0.00
1,020,300.28
0.00
89,490.79
17,500.00
0.00
24,908,093.07

19,590,025.62
0.00
19,590,025.62
4,071,938.59
1,745,118.29
0.00
25,407,082.50
(498,989.43)

0.00
0.00
18,210,910.96
0.00
18,210,910.96
92.96%

: 0 PY: 0 PY: 0
0.00
0.00
0.00%

1,935,775.89
0.00
0.00
0.00
1,935,775.89
23,780,802.00
0.00
0.00
23,780,802.00

8.14%

4,071,938.59
0.00
0.00
0.00
4,071,938.59
23,780,802.00
1,020,300.28
0.00
24,801,102.28
16.42%

| | <u>Drawn Amount</u> |
|---------------|---------------------|
| | \$34,709.11 |
| Code 1 | \$34,709.11 |
| | \$34,709.11 |

| | <u>Drawn Amount</u> |
|---------------|---------------------|
| | \$5,500.00 |
| | \$209,000.00 |
| | \$9,362.50 |
| | \$180.00 |
| | \$7,281.22 |
| | \$10,545.78 |
| | \$22,076.87 |
| | \$18,360.00 |
| | \$39,757.50 |
| | \$1,440.00 |
| | \$31,252.61 |
| | \$32,100.67 |
| | \$23,723.64 |
| | \$10,000.00 |
| | \$6,566.03 |
| | \$11,192.06 |
| Code 0 | \$438,338.88 |
| | \$7,968.00 |
| | \$4,210.00 |
| | \$34,632.75 |
| | \$2,028.08 |
| | \$4,062.47 |
| | \$17,926.82 |
| | \$3,200.00 |
| | \$43,112.00 |
| | \$53,810.00 |

\$157,500.00
\$17,500.00
\$23,325.98
\$7,500.00
\$104,215.20
\$3,000.00
\$8,507.04
\$16,482.50
\$13,857.30
\$9,591.57
\$6,975.00
\$26,588.19
\$14,927.81
\$8,697.15
\$2,400.00
\$47,498.32
\$2,400.00
\$27,425.25
\$2,400.00
\$23,573.00
\$7,869.90
\$56,853.47
\$21,155.50
\$8,669.00
\$62,255.60
\$66,213.09
\$17,442.00
\$183,514.16
\$1,620.00
\$20,570.46
\$16,000.00
\$7,000.00
\$23,687.66
\$78,693.68
\$32,140.80
\$75,260.25
\$28,102.05
\$27,916.29
\$1,452.60
\$6,861.15
\$4,566.96
\$5,381.10

Code 0 **\$1,448,540.15**

\$1,872.00

Code 0 **\$1,872.00**

\$1,705.50

\$31,486.36

\$74,885.64

Code 0 **\$108,077.50**

\$132,543.53

\$5,984.16

\$52,852.09
\$19,540.18
\$6,790.52
\$226,588.00
\$48,412.00
\$149,553.68
\$41,121.47
\$174,645.15
\$2,091.63
\$4,637.08
\$187,060.00
\$23,450.00
\$227,300.00
\$27,500.00
\$135,903.97
\$578.38
\$26,800.00
\$215,625.00
\$34,809.30
\$3,867.70
\$45,681.68
\$234,473.68
\$31,112.36
\$6,380.14
\$192,000.00
\$9,000.00
\$150,958.22
\$24,144.75
\$771.75
\$11,905.94
\$380.55
\$78,498.10
\$8,722.01
\$68,627.79
\$18,101.83
\$242,500.00
\$29,790.48
\$7,152.60
\$126,882.81
\$14,098.09
\$54,072.95
\$6,008.11
\$59,272.37
\$243,411.91
\$482.27
\$124,589.08
\$21,435.77
\$4,915.43
\$47,778.74
\$49,066.18
\$127,365.30

\$14,151.70
\$29,235.90
\$18,997.78
\$186,192.50
\$78,435.86
\$47,362.47
\$5,493.00
\$610.33
\$21,935.75
\$2,437.31
\$77,688.40
\$8,632.05
\$48,870.00
\$5,430.00
\$150,598.67
\$15,588.00
\$56,826.00
\$92,086.00
\$35,096.00
\$115,128.00
\$734.33
\$111,373.27
\$54,697.44
\$1,748.32
\$174,914.42
\$82,473.27
\$35,938.52
\$5,578.45
\$90,253.45
\$30,680.77
\$25,826.42
\$210,920.17
\$63,903.02
\$81,646.39
\$167,350.00
\$35,056.25
\$8,886.51
\$13,331.25
\$9,875.00
\$27,889.86
\$50,908.08
\$11,120.73
\$7,221.87
\$4,511.93
\$19,904.27
\$81,900.10
\$9,100.01
\$5,526.78
\$614.08
\$46,199.69
\$5,135.99

\$84,394.50
\$9,377.17
\$208,550.00
\$23,450.00
\$114,325.19
\$104,255.62
\$11,583.96
\$4,990.06
\$32,215.43
\$17,222.00
\$9,379.50
\$19,584.18
\$18,792.27
\$89,999.85
\$9,999.98
\$8,711.49
\$6,084.56
\$84,926.72
\$9,436.30
\$214,879.09
\$280.00
\$420.00
\$1,697.56
\$29,216.25
\$25,244.23
\$9,613.48
\$1,068.17
\$77,312.03
\$82,896.61
\$66,100.42
\$8,568.22
\$42,501.60
\$36,398.65
\$25,616.25
\$30,310.00
\$29,207.65
\$292,677.45
\$135,283.20
\$61,546.68
\$40,404.00
\$68,444.78
\$7,604.97
\$675.00
\$122,256.00
\$69,525.36
\$39,884.80
\$23,988.16
\$49,685.40
\$309,200.21
\$279,519.88
\$31,057.76

\$83,857.50
\$274,229.05
\$17,306.89
\$164,436.62
\$26,870.02
\$2,985.56
\$264,291.30
\$29,365.70
\$62,476.33
\$209,031.88
\$6,941.81
\$1,149.72
\$1.10
\$25,236.12
\$24,941.60
\$26,324.76
\$54,523.50
\$62,026.50
\$151,934.55
\$20,492.60
\$32,498.85
\$304,312.86
\$1,916.70
\$304,837.00
\$94,809.71
\$10,534.41
\$23,603.78
\$24,076.44
\$6,638.09
\$68,470.00
\$202,841.05
\$179,013.30
\$19,890.37
\$75,656.50
\$95,054.08
\$228,493.65
\$303,096.01
\$116,122.50
\$40,846.96
\$10,800.00
\$30,800.00
\$21,399.07
\$19,467.00
\$21,076.44
\$9,853.69
\$3,187.80
\$9,450.00
\$40,351.50
\$53,232.79
\$66,150.00
\$23,341.01

\$33,183.15

\$13,636.70

Code 0 \$13,350,678.25

\$14,302.59

\$19,095.70

\$18,152.41

\$108,278.10

\$93,525.00

\$46,127.70

\$29,692.13

\$16,093.58

\$5,832.00

\$32,318.49

Code 0 \$383,417.70

\$92,964.89

\$5,500.00

\$12,345.00

\$61,337.01

\$125,158.34

\$93,650.00

\$7,783.40

\$28,439.80

\$4,617.55

Code 0 \$431,795.99

\$2,868.82

\$3,270.65

\$7.71

\$4,187.82

\$1,430.51

\$2,651.68

\$579.80

\$360.00

\$1,565.31

\$152.63

\$2,033.75

\$1,279.25

\$2,575.24

\$1,464.10

\$998.99

\$2,591.13

\$224.00

\$918.00

\$364.00

\$38.10

\$14.76

\$1,740.63

\$1,899.97

\$1,907.91

\$681.00

\$173.70

\$763.17

\$123.85
\$635.98
\$1,123.87
\$1,248.74
\$1,248.74
\$936.56
\$1,248.74
\$201.00
\$0.32
\$763.00
\$1,279.96
\$83.55
\$3,478.07
\$937.00
\$99.29
\$4,251.19
\$3,115.37
\$8,762.00
\$9,070.95
\$35.38
\$131.76
\$675.15
\$102.06
\$1,934.02
\$1,418.29
\$1,089.19
\$62.45
\$2,616.79
\$5,442.91
\$4,544.28
\$23,632.52
\$7,639.45
\$1,717.12
\$1,462.72
\$1,997.98
\$1,342.40
\$2,185.30
\$2,185.30
\$2,185.30
\$1,873.11
\$93.00
\$4.00
\$4,122.17
\$2,026.90
\$10,142.14
\$490.82
\$23,441.01
\$10,374.72
\$481.73
\$3,669.74
\$3,995.10

\$4,184.82
\$4,039.95
\$7,468.18
\$12.03
\$163.65
\$3,784.20
\$540.00
\$905.35
\$1,033.44
\$2,221.89
\$4,288.76
\$2,790.27
\$11,061.67
\$4,401.20
\$233.10
\$9,253.09
\$7,847.74
\$901.32
\$858.56
\$195.15
\$502.00
\$1,433.20
\$731.36
\$31,905.31
\$1,248.74
\$16,564.69
\$3,345.07
\$1,796.49
\$2,100.60
\$2,448.46
\$2,357.86
\$5,608.66
\$2,610.95
\$612.44
\$257.87
\$322.34
\$354.57
\$354.57
\$322.34
\$13,057.29
\$13,609.72
\$12,608.10
\$5,151.39
\$6,715.46
\$6,358.19
\$4,464.19
\$1,529.69
\$686.85
\$280.96
\$93.66
\$35,151.41

\$728.00
\$93.66
\$20,339.13
\$22,634.06
\$9,036.50
\$3,078.74
\$12,189.35
\$20,598.40
\$44,635.62
\$40,872.70
\$22,467.02
\$337.20
\$4,004.52
\$333.71
\$2,247.73
\$2,497.48
\$43,624.02
\$270.00
\$30.00
\$35,532.30
\$3,923.57
\$1,183.12
\$903.01
\$53,701.13
\$7,671.59
\$255.80
\$22,741.22
\$466.60
\$13,078.32
\$22,456.34
\$8,470.02
\$3,191.11
\$519.23
\$2,578.72
\$2,836.64
\$2,578.64
\$2,578.72
\$7,607.11
\$24,687.86
\$1,273.08
\$4,328.54
\$3,501.05
\$3,341.90
\$1,748.90
\$1,772.85
\$1,934.00
\$16,028.69
\$1,303.75
\$2,003.28
\$1,621.71
\$8,594.69

\$13,898.03
\$8,594.74
\$4,152.51
\$859.08
\$1,155.10
\$468.28
\$8,663.02
\$14,443.68
\$13,042.88
\$3,671.28
\$2,286.53
\$3,671.28
\$44,899.42
\$15,899.25
\$2,202.00
\$22.00
\$9,361.23
\$5,408.00
\$33,848.02
\$1,502.50
\$21,298.63
\$2,514.25
\$52.90
\$5,347.08
\$1,212.00
\$30,757.57
\$504.00
\$622.00
\$227.05
\$50,000.00
\$18,346.00
\$8,687.34
\$100.68
\$4,528.00
\$19,761.77
\$11,028.51
\$2,478.63
\$2,011.00
\$11,799.82
\$1,071.40
\$12,751.68
\$11,200.42
\$4,726.07
\$7,954.58
\$7,278.27
\$7,342.64
\$1,285.00
\$838.53
\$42,087.46
\$7,866.01
\$4,186.62

\$35,620.36
\$2,060.39
\$54,782.44
\$5,596.64
\$10,175.52
\$8,058.33
\$322.34
\$354.58
\$322.33
\$322.34
\$1,386.05
\$2,578.72
\$5,415.28
\$2,578.64
\$4,383.76
\$1,998.53
\$2,256.31
\$2,482.06
\$1,805.09
\$2,256.38
\$2,481.92
\$2,256.38
\$2,256.31
\$2,256.38
\$254.61
\$16,295.61
\$318.28
\$350.11
\$699.88
\$354.57
\$50,354.24
\$6,502.39
\$6,936.94
\$11,550.80
\$20,104.78
\$5,993.96
\$2,995.05
\$7,020.64
\$7,825.76
\$9,989.92
\$4,995.02

Code 0 \$1,748,130.13

\$1,510.03
\$1,693.09
\$35.83
\$42,465.82
\$285.18
\$160.64
\$6,277.90
\$2,675.60
\$2,811.99

\$7,811.28
\$3,228.50
\$9,174.09
\$4,122.04
\$4,291.79
\$460.15
\$4,511.34
\$23.25
\$10,568.94
\$4,049.78
\$1,034.26
\$878.52
\$55.00
\$26,489.47
\$743.28
\$977.91
\$15,161.71
\$256.50

Code 0 \$151,753.89

\$1,498.00
\$210.00
\$745.00
\$840.00
\$590.00
\$3,236.28
\$1,868.84
\$1,547.96

Code 0 \$10,536.08

\$48.16
\$107.63
\$25,200.00

Code 0 \$25,355.79

\$21,748.60

Code 1 \$21,748.60

\$5,000.00
\$20,000.00
\$10,000.00
\$5,000.00
\$5,000.00
\$5,000.00
\$15,000.00
\$5,000.00
\$5,000.00
\$5,000.00
\$5,000.00
\$5,666.00

Code 1 \$90,666.00

\$18,210,910.96

| <u>ai</u> | <u>Drawn Amount</u> |
|-----------|---------------------|
| | \$2,868.82 |
| | \$3,270.65 |
| | \$7.71 |
| | \$4,187.82 |
| | \$1,430.51 |
| | \$2,651.68 |
| | \$579.80 |
| | \$360.00 |
| | \$1,565.31 |
| | \$152.63 |
| | \$2,033.75 |
| | \$1,279.25 |
| | \$2,575.24 |
| | \$1,464.10 |
| | \$998.99 |
| | \$2,591.13 |
| | \$224.00 |
| | \$918.00 |
| | \$364.00 |
| | \$38.10 |
| | \$14.76 |
| | \$1,740.63 |
| | \$1,899.97 |
| | \$1,907.91 |
| | \$681.00 |
| | \$173.70 |
| | \$763.17 |
| | \$123.85 |
| | \$635.98 |
| | \$1,123.87 |
| | \$1,248.74 |
| | \$1,248.74 |
| | \$936.56 |
| | \$1,248.74 |
| | \$201.00 |
| | \$0.32 |
| | \$763.00 |
| | \$1,279.96 |
| | \$83.55 |
| | \$3,478.07 |
| | \$937.00 |
| | \$99.29 |
| | \$4,251.19 |
| | \$3,115.37 |
| | \$8,762.00 |
| | \$9,070.95 |
| | \$35.38 |
| | \$131.76 |
| | \$675.15 |
| | \$102.06 |

\$1,934.02
\$1,418.29
\$1,089.19
\$62.45
\$2,616.79
\$5,442.91
\$4,544.28
\$23,632.52
\$7,639.45
\$1,717.12
\$1,462.72
\$1,997.98
\$1,342.40
\$2,185.30
\$2,185.30
\$2,185.30
\$1,873.11
\$93.00
\$4.00
\$4,122.17
\$2,026.90
\$10,142.14
\$490.82
\$23,441.01
\$10,374.72
\$481.73
\$3,669.74
\$3,995.10
\$4,184.82
\$4,039.95
\$7,468.18
\$12.03
\$163.65
\$3,784.20
\$540.00
\$905.35
\$1,033.44
\$2,221.89
\$4,288.76
\$2,790.27
\$11,061.67
\$4,401.20
\$233.10
\$9,253.09
\$7,847.74
\$901.32
\$858.56
\$195.15
\$502.00
\$1,433.20
\$731.36

\$31,905.31
\$1,248.74
\$16,564.69
\$3,345.07
\$1,796.49
\$2,100.60
\$2,448.46
\$2,357.86
\$5,608.66
\$2,610.95
\$612.44
\$257.87
\$322.34
\$354.57
\$354.57
\$322.34
\$13,057.29
\$13,609.72
\$12,608.10
\$5,151.39
\$6,715.46
\$6,358.19
\$4,464.19
\$1,529.69
\$686.85
\$280.96
\$93.66
\$35,151.41
\$728.00
\$93.66
\$20,339.13
\$22,634.06
\$9,036.50
\$3,078.74
\$12,189.35
\$20,598.40
\$44,635.62
\$40,872.70
\$22,467.02
\$337.20
\$4,004.52
\$333.71
\$2,247.73
\$2,497.48
\$43,624.02
\$270.00
\$30.00
\$35,532.30
\$3,923.57
\$1,183.12
\$903.01

\$53,701.13
\$7,671.59
\$255.80
\$22,741.22
\$466.60
\$13,078.32
\$22,456.34
\$8,470.02
\$3,191.11
\$519.23
\$2,578.72
\$2,836.64
\$2,578.64
\$2,578.72
\$7,607.11
\$24,687.86
\$1,273.08
\$4,328.54
\$3,501.05
\$3,341.90
\$1,748.90
\$1,772.85
\$1,934.00
\$16,028.69
\$1,303.75
\$2,003.28
\$1,621.71
\$8,594.69
\$13,898.03
\$8,594.74
\$4,152.51
\$859.08
\$1,155.10
\$468.28
\$8,663.02
\$14,443.68
\$13,042.88
\$3,671.28
\$2,286.53
\$3,671.28
\$44,899.42
\$15,899.25
\$2,202.00
\$22.00
\$9,361.23
\$5,408.00
\$33,848.02
\$1,502.50
\$21,298.63
\$2,514.25
\$52.90

\$5,347.08
\$1,212.00
\$30,757.57
\$504.00
\$622.00
\$227.05
\$50,000.00
\$18,346.00
\$8,687.34
\$100.68
\$4,528.00
\$19,761.77
\$11,028.51
\$2,478.63
\$2,011.00
\$11,799.82
\$1,071.40
\$12,751.68
\$11,200.42
\$4,726.07
\$7,954.58
\$7,278.27
\$7,342.64
\$1,285.00
\$838.53
\$42,087.46
\$7,866.01
\$4,186.62
\$35,620.36
\$2,060.39
\$54,782.44
\$5,596.64
\$10,175.52
\$8,058.33
\$322.34
\$354.58
\$322.33
\$322.34
\$1,386.05
\$2,578.72
\$5,415.28
\$2,578.64
\$4,383.76
\$1,998.53
\$2,256.31
\$2,482.06
\$1,805.09
\$2,256.38
\$2,481.92
\$2,256.38
\$2,256.31

\$2,256.38
\$254.61
\$16,295.61
\$318.28
\$350.11
\$699.88
\$354.57
\$50,354.24
\$6,502.39
\$6,936.94
\$11,550.80
\$20,104.78
\$5,993.96
\$2,995.05
\$7,020.64
\$7,825.76
\$9,989.92
\$4,995.02

Code 0 **\$1,748,130.13**

\$1,510.03
\$1,693.09
\$35.83
\$42,465.82
\$285.18
\$160.64
\$6,277.90
\$2,675.60
\$2,811.99
\$7,811.28
\$3,228.50
\$9,174.09
\$4,122.04
\$4,291.79
\$460.15
\$4,511.34
\$23.25
\$10,568.94
\$4,049.78
\$1,034.26
\$878.52
\$55.00
\$26,489.47
\$743.28
\$977.91
\$15,161.71
\$256.50

Code 0 **\$151,753.89**

\$1,498.00
\$210.00
\$745.00
\$840.00

| | |
|---------------|-----------------------|
| | \$590.00 |
| | \$3,236.28 |
| | \$1,868.84 |
| | \$1,547.96 |
| Code 0 | \$10,536.08 |
| | \$48.16 |
| | \$107.63 |
| | \$25,200.00 |
| Code 0 | \$25,355.79 |
| | \$1,935,775.89 |
| | \$1,935,775.89 |

| <u>ai</u> | <u>Drawn Amount</u> |
|-----------|---------------------|
| | \$24.00 |
| | \$25.00 |
| | \$23,449.27 |
| | \$768.47 |
| | \$1,469.42 |
| | \$3,458.64 |
| | \$1,000.00 |
| | \$10,643.27 |
| | \$1,021.00 |
| | \$3,526.00 |
| | \$1,042.25 |
| | \$217.20 |
| | \$4,082.80 |
| | \$1,800.00 |
| | \$3,877.00 |
| | \$7.66 |
| | \$1,196.29 |
| | \$4,007.81 |
| | \$5,621.27 |
| | \$2,112.10 |
| | \$2,139.00 |
| | \$424.36 |
| | \$5,052.00 |
| | \$1,584.44 |
| | \$5,442.12 |
| | \$500.00 |
| | \$265.28 |
| | \$1,500.00 |
| | \$941.19 |
| | \$835.53 |
| | \$3,740.00 |
| | \$2,496.24 |
| | \$766.44 |
| | \$240.12 |
| | \$1,416.51 |
| | \$291.50 |

\$809.00
\$7,500.00
\$12,533.89
\$755.46
\$50.00
\$564.64
\$52.61
\$9,441.33
\$845.70
\$2,360.59
\$7,293.40
\$1.27
\$5.05
\$1,328.73
\$960.71
\$783.28
\$982.56
\$1,872.18
\$2,633.47
\$5,878.50
\$2,399.00
\$500.00
\$1,525.49
\$541.78
\$522.88
\$1,897.39
\$438.00
\$99.98
\$50.99
\$19,690.18
\$11,671.69
\$62.80
\$500.00
\$526.50
\$557.02
\$1,113.21
\$907.30
\$10,844.83
\$6.49
\$832.08
\$165.52
\$8,470.00
\$1,158.48
\$3,961.80
\$1,566.90
\$250.00
\$1,900.00
\$1,234.39
\$14.47
\$2,479.23
\$4,525.39

\$13,576.17
\$1,536.50
\$724.19
\$488.96
\$9,050.78
\$4,525.39
\$29,220.99
\$2,018.27
\$899.00
\$5,923.58
\$5,649.40
\$1,278.12
\$36,724.15
\$3,947.10
\$3,982.63
\$1,933.80
\$1,933.80
\$5,716.20
\$5,286.68
\$8,929.91
\$6,951.39
\$2,000.00
\$360.00
\$973.36
\$152.95
\$1,041.02
\$10.00
\$176.48
\$55.78
\$323.52
\$12,589.47
\$734.38
\$57.25
\$357.60
\$851.67
\$1,080.00
\$624.06
\$623.55
\$21,936.81
\$195.00
\$1,470.68
\$384.73
\$1,507.04
\$124.00
\$475.45
\$21,402.16
\$2,496.24
\$2,893.60
\$7,101.64
\$315.00
\$1,897.79

\$1,261.16
\$3,370.48
\$1,550.00
\$10,000.00
\$9,484.27
\$9,859.46
\$1,515.17
\$67.22
\$165.97
\$130.15
\$377.00
\$44.00
\$132.00
\$290.00
\$2,409.75
\$500.00
\$6,737.56
\$1,138.06
\$6,248.56
\$5,824.70
\$2,283.41
\$104.28
\$968.08
\$392.85
\$520.00
\$7,705.74
\$5,543.88
\$3,255.86
\$1,956.61
\$5,110.48
\$449.63
\$1,527.44
\$21,654.00
\$539.40
\$12,128.79
\$1,719.75
\$4,933.19
\$20,952.16
\$100.00
\$888.52
\$1,432.72
\$1,000.00
\$6,091.23
\$1,188.77
\$50,152.57
\$205.48
\$19,360.53
\$6,689.38
\$760.32
\$1,880.78
\$8,813.01

\$451.00
\$3.27
\$1,022.00
\$211.58
\$1,507.04
\$376.76
\$66.27
\$865.71
\$604.25
\$38.10
\$4,650.00
\$7,500.00
\$1,500.16
\$819.30
\$2,046.31
\$2,112.06
\$1,252.74
\$480.30
\$375.52
\$66.00
\$43.68
\$121.41
\$1,426.15
\$124.06
\$2,869.52
\$7,196.56
\$10,723.12
\$6,236.86
\$6,681.45
\$5,237.06
\$5,284.90
\$1,500.00
\$31.36
\$93.52
\$1,266.19
\$29.90
\$17,141.32
\$1,491.54
\$8,800.00
\$402.23
\$3,014.94
\$1,000.00
\$3,058.86
\$1,174.84
\$3,526.68
\$3,526.70
\$3,526.69
\$3,526.68
\$3,526.70
\$4,603.18
\$3,526.70

\$3,526.68
\$3,486.71
\$9,767.50
(\$41,373.29)
\$4,419.86
\$1,623.87
\$5,478.41
\$3,069.00
\$37,964.98
\$19.69
\$1,288.95
\$4,055.98
\$3,419.00
\$1,982.70
\$410.65
\$26,593.64
\$161.00
\$399.14
\$1,128.90
\$18,748.12
\$6,102.79
\$788.41
\$3,246.01
\$1,387.61
\$44,945.31
\$2,521.60
\$2,153.00
\$106.00
\$15,000.00
\$2,888.10
\$56,308.19
\$5,053.40
\$3,615.08
\$89.31
\$1,869.54
\$1,094.63
\$8,327.19
\$10,068.43
\$12,513.70
\$3,998.09
\$1,493.96
\$136.22
\$5,065.40
\$1,113.96
\$15,675.98
\$3,519.00
\$1,000.00
\$1,232.29
\$4,885.73
\$4,833.36
\$18,247.80

\$248.12
\$19,214.54
\$2,113.48
\$3,040.00
\$300.93
\$13,751.80
\$20,554.16
\$39,588.85
\$5,455.05
\$415.44
\$13,125.00
\$2,999.50
\$503.12
\$16,342.12
\$3,273.61
\$183.14
\$67,110.03
\$156.17
\$936.09
\$1,194.05
\$26.55
\$79.33
\$137.50
\$279.49
\$173.19
\$93.58
\$256.67
\$649.95
\$337.00
\$74.29
\$47,344.61
\$24,399.99
\$10,233.36
\$77,300.00
\$30,011.89
\$8,734.69
\$1,000.00
\$4,183.76
\$5,043.20
\$58.40
\$4,225.31
\$172.22
\$3,917.09
\$130.00
\$5,245.22
\$500.00
\$1,922.44
\$2,121.03
\$2,074.02
\$2,274.04
\$376.97

\$635.50
\$1,119.70
\$622.16
\$31,049.36
\$2,991.50
\$138.00
\$1,967.12
\$1,500.00
\$455.67
\$700.89
\$537.08
\$459.50
\$936.09
\$9,177.35
\$4,860.16
\$5,856.11
\$4,955.10
\$4,148.34
\$10,624.24
\$8,376.66
\$1,621.33
\$10,635.17
\$6,283.12
\$1,000.00
\$6,283.12
\$16,030.84
\$15,451.50
\$3,640.54
\$7,750.66
\$13,803.09
\$12,470.36
\$20,826.33
\$15,000.00
\$200.00
\$60,410.00
\$15,000.00
\$21,475.82
\$551.03
\$1,934.45
\$7,431.48
\$2,200.00
\$7,385.20
\$3,300.00
\$263.07
\$35,155.79
\$21,883.29
\$7,371.30
\$1,435.34
\$30,397.21
\$7,785.98
\$5,542.50

\$2,149.13
\$3,909.62
\$9,000.00
\$58,215.58
\$48,814.95
\$1,872.18
\$75.00
\$68,709.90
\$2,209.74
\$2,000.00
\$429.15
\$510.80
\$147.74
\$1,151.52
\$33,530.54
\$9,947.28
\$223.75
\$7,572.96
\$7,347.96
\$8,620.46
\$195.00
\$110.69
\$7,986.25
\$3,000.00
\$15,000.00
\$48,985.58
\$69,329.36
\$1,109.44
\$1,673.27
\$5,242.73
\$10,461.66
\$14,690.40
\$5,360.34
\$8,148.22
\$24,848.70
\$15,985.72
\$816.00
\$7,136.03
\$2,950.13
\$58,281.29
\$4,348.06
\$317.50
\$2,074.02
\$4,348.07
\$2,274.02
\$2,074.03
\$2,274.03
\$5,669.82
\$1,890.97
\$1,515.25
\$1,955.65

\$2,255.61
\$1,641.70
\$1,736.92
\$1,374.08
\$687.04
\$1,656.97
\$1,178.93
\$1,857.14
\$4,242.50
\$4,242.50
\$10,606.25
\$6,363.75
\$967.90
\$6,363.75
\$5,000.00
\$15,000.00
\$72,368.65
\$3,767.75
\$5,071.02
\$832.08
\$472.45
\$18,427.64
\$21,357.86
\$7,912.93
\$2,675.03
\$4,050.34
\$8,139.38
\$15,000.00
\$23,020.10
\$8,500.00
\$15,000.00
\$21,797.07
\$7,194.69
\$7,194.69
\$7,200.00
\$18,300.00
\$900.00
\$1,365.00
\$15,000.00
\$1,206.15
\$850.00
\$1,964.33
\$2,051.06
\$2,264.23
\$17,799.90
\$42,463.48
\$1,797.95
\$2,054.43
\$2,164.42
\$18,256.82
\$12,012.47

\$18,310.62

\$6,103.55

Code 2 \$3,154,107.36

\$274.31

\$5,000.00

\$446.43

\$34,649.75

\$2,701.00

\$77,406.17

\$166,219.55

\$217,214.46

\$4,653.19

\$43,815.50

\$1,315.80


\$106,413.42

\$138,316.25

\$119,405.40

Code 2 \$917,831.23

\$4,071,938.59



PART I: SUMMARY OF CDBG-CV RESOURCES

- 01 CDBG-CV GRANT
- 02 FUNDS RETURNED TO THE LINE-OF-CREDIT
- 03 FUNDS RETURNED TO THE LOCAL CDBG ACCOUNT
- 04 TOTAL AVAILABLE (SUM, LINES 01-03)

PART II: SUMMARY OF CDBG-CV EXPENDITURES

- 05 DISBURSEMENTS OTHER THAN SECTION 108 REPAYI
- 06 DISBURSED IN IDIS FOR PLANNING/ADMINISTRATION
- 07 DISBURSED IN IDIS FOR SECTION 108 REPAYMENTS
- 08 TOTAL EXPENDITURES (SUM, LINES 05 - 07)
- 09 UNEXPENDED BALANCE (LINE 04 - LINE8)

PART III: LOWMOD BENEFIT FOR THE CDBG-CV GRAN1

- 10 EXPENDED FOR LOW/MOD HOUSING IN SPECIAL ARE
- 11 EXPENDED FOR LOW/MOD MULTI-UNIT HOUSING
- 12 DISBURSED FOR OTHER LOW/MOD ACTIVITIES
- 13 TOTAL LOW/MOD CREDIT (SUM, LINES 10 - 12)
- 14 AMOUNT SUBJECT TO LOW/MOD BENEFIT (LINE 05)
- 15 PERCENT LOW/MOD CREDIT (LINE 13/LINE 14)

PART IV: PUBLIC SERVICE (PS) CALCULATIONS

- 16 DISBURSED IN IDIS FOR PUBLIC SERVICES
- 17 CDBG-CV GRANT
- 18 PERCENT OF FUNDS DISBURSED FOR PS ACTIVITIES

PART V: PLANNING AND ADMINISTRATION (PA) CAP

- 19 DISBURSED IN IDIS FOR PLANNING/ADMINISTRATION
- 20 CDBG-CV GRANT
- 21 PERCENT OF FUNDS DISBURSED FOR PA ACTIVITIES

LINE 10 DETAIL: AC

LINE 11 DETAIL: AC

LINE 12

| Plan Year | IDIS Project | IDIS Activity | voucnr |
|-----------|--------------|---------------|---------|
| 2020 | 84 | 18511 | 6551336 |
| | | | 6570827 |
| | | | 6587321 |
| | | | 6616411 |
| | | | 6629984 |
| | | | 6656850 |
| | | | 6664609 |

| | | |
|----|-------|---------|
| | | 6668366 |
| | 18820 | 6652885 |
| | | 6664258 |
| | | 6664443 |
| | | 6668364 |
| | 18821 | 6652887 |
| | | 6652894 |
| | | 6664409 |
| | | 6668368 |
| 85 | 18349 | 6520162 |
| | 18514 | 6598117 |
| | | 6646079 |
| 87 | 18352 | 6622010 |
| | | 6622011 |
| | | 6656216 |
| | | 6663940 |
| | 18354 | 6663941 |
| 88 | 18665 | 6630110 |
| | | 6664780 |
| | 18666 | 6619409 |
| | | 6619492 |
| | | 6619614 |
| | | 6636609 |
| | | 6636610 |
| | | 6652866 |
| 89 | 18517 | 6616644 |
| | | 6628293 |
| | | 6632949 |
| | | 6632954 |
| | | 6632957 |
| | | 6634839 |
| | | 6634871 |
| | | 6635003 |
| | | 6635033 |
| | | 6635297 |
| | | 6635301 |
| | | 6663933 |
| | | 6663934 |
| | | 6663935 |
| | | 6663936 |
| | | 6663937 |
| | | 6663938 |
| | | 6663939 |
| | | 6668633 |
| | | 6668635 |
| | | 6668636 |
| | | 6668637 |
| | | 6668776 |
| | | 6668779 |
| | | 6668780 |
| | | 6668782 |

| | | |
|-----|-------|---------|
| | | 6668784 |
| | 18519 | 6620172 |
| | | 6669146 |
| 91 | 18822 | 6654300 |
| | | 6660521 |
| 97 | 18668 | 6617069 |
| | | 6652868 |
| | | 6663942 |
| 102 | 18528 | 6633902 |
| | | 6633962 |
| | | 6634045 |
| | | 6634093 |
| | | 6635571 |
| | | 6635666 |
| | | 6645206 |
| | | 6645208 |
| | | 6645984 |
| | | 6646268 |
| | | 6646353 |
| | | 6646427 |
| | | 6646517 |
| | | 6665917 |
| | | 6666057 |
| | | 6666066 |
| | | 6666118 |
| | | 6666157 |
| | | 6666198 |
| | | 6666248 |
| | | 6666309 |
| | | 6666340 |
| | | 6669230 |
| | | 6669331 |
| | | 6669397 |
| | | 6669491 |
| | | 6671411 |
| | 18529 | 6596925 |
| | | 6628816 |
| | | 6652881 |
| 103 | 18533 | 6652872 |
| | | 6652873 |
| | 18535 | 6652877 |
| 107 | 18359 | 6572081 |
| | | 6572732 |
| | | 6584458 |
| | | 6588915 |
| | | 6593790 |
| | | 6605597 |
| | | 6605731 |
| | | 6607161 |
| | | 6613707 |
| | | 6615629 |

| | | |
|-----|-------|---------|
| | | 6619487 |
| | | 6620154 |
| | | 6620174 |
| | | 6620203 |
| | | 6629044 |
| | | 6629586 |
| | | 6630566 |
| | | 6633208 |
| | | 6641754 |
| | | 6641869 |
| | | 6643710 |
| | | 6646689 |
| | | 6658778 |
| | | 6659905 |
| | | 6659939 |
| | | 6668283 |
| | 18623 | 6615628 |
| | | 6621847 |
| | | 6629051 |
| | | 6630653 |
| | | 6635397 |
| | | 6640093 |
| | | 6667358 |
| | | 6667362 |
| | | 6667363 |
| | | 6667426 |
| | | 6667427 |
| 109 | 18537 | 6613563 |
| | | 6615641 |
| | | 6617355 |
| | | 6618939 |
| | 18539 | 6636510 |
| 111 | 18672 | 6656851 |
| | | 6667324 |
| | 18973 | 6653441 |
| 114 | 18291 | 6539990 |
| | | 6593790 |
| | | 6594200 |
| | | 6605597 |
| | | 6622196 |
| | | 6629054 |
| | | 6629057 |
| | | 6641778 |
| | | 6668221 |
| | | 6671426 |
| | 18540 | 6605597 |
| | | 6613438 |
| | | 6622278 |
| | | 6629046 |
| | | 6636666 |
| 118 | 18542 | 6605731 |

| | | |
|-----|----------------|---|
| 121 | 18549 | 6565971 6586959 |
| 122 | 18551 | 6628715 6628719 6628750 6628764 6628781 6639437 6643312 6664705 6664739 6664750 |
| 123 | 18371 18374 | 6668261 6565017 6572081 |
| | 18827 | 6670453 |
| 130 | 18744 | 6630780 6649022 6658454 6665454 |
| 131 | 18377 | 6561210 6564315 6570601 6575561 6594551 6654175 6654178 6654180 6663943 |
| 134 | 18380 | 6574981 6613320 6632797 |
| 135 | 18330 | 6515806 6530044 6552562 6555393 6557730 6561099 6563075 6572732 6574467 6596860 6605654 6605731 6616647 6616669 6616726 6616740 6621545 6621570 6621604 |

| | | |
|-----|-------|---------|
| | | 6621629 |
| | | 6629383 |
| | | 6629400 |
| | | 6629406 |
| | | 6631079 |
| | | 6635311 |
| | | 6636191 |
| | | 6641509 |
| | | 6641768 |
| | | 6643872 |
| | | 6646691 |
| | | 6653558 |
| | | 6653560 |
| | | 6653595 |
| | | 6656837 |
| | | 6656838 |
| | | 6656842 |
| | | 6656843 |
| | | 6658734 |
| | | 6658742 |
| | | 6658748 |
| | | 6658752 |
| | | 6668110 |
| | | 6668113 |
| | | 6668114 |
| | | 6668116 |
| | | 6668118 |
| | | 6668119 |
| | | 6668120 |
| | | 6668473 |
| | | 6668476 |
| | 18334 | 6605731 |
| 138 | 18321 | 6506948 |
| | | 6535946 |
| | | 6538947 |
| | | 6555614 |
| | | 6557730 |
| | | 6572081 |
| | | 6605731 |
| | | 6623368 |
| | | 6632982 |
| | 18322 | 6506948 |
| 139 | 18680 | 6562451 |
| | | 6566829 |
| | | 6571387 |
| | | 6576027 |
| | | 6587735 |
| | | 6597784 |
| | | 6604353 |
| | | 6605955 |
| | | 6611673 |

| | | |
|-----|-------|---------|
| | | 6621598 |
| | | 6629038 |
| | | 6636603 |
| | | 6636605 |
| | | 6636608 |
| | | 6654311 |
| | | 6663944 |
| | | 6664340 |
| | | 6664345 |
| 145 | 18386 | 6561136 |
| | | 6572081 |
| | | 6574467 |
| | | 6584458 |
| | | 6587332 |
| | | 6593803 |
| | | 6594676 |
| | | 6605654 |
| | | 6609717 |
| | | 6617147 |
| | | 6629041 |
| | | 6630587 |
| | | 6636564 |
| | | 6654050 |
| | 18390 | 6572081 |
| | | 6574467 |
| | | 6586959 |
| | | 6587332 |
| | | 6593803 |
| | | 6594676 |
| | | 6605654 |
| | | 6610282 |
| | | 6616813 |
| | | 6629042 |
| | | 6631075 |
| | | 6636303 |
| | | 6636519 |
| | | 6656868 |
| | | 6656870 |
| 146 | 18395 | 6594676 |
| | | 6636135 |
| | 18396 | 6599962 |
| 149 | 18577 | 6578469 |
| | | 6591749 |
| | | 6605654 |
| | | 6621698 |
| | | 6635306 |
| | | 6667365 |
| 151 | 18578 | 6641311 |
| | | 6641341 |
| | | 6641357 |
| | | 6641437 |

| | | | |
|-----|-------|--|---------|
| | | | 6643298 |
| | | | 6664888 |
| | | | 6665395 |
| 154 | 18398 | | 6659430 |
| | | | 6659432 |
| | | | 6659510 |
| | | | 6659636 |
| | | | 6660587 |
| | | | 6660716 |
| | | | 6660814 |
| | | | 6664200 |
| | 18399 | | 6603792 |
| | | | 6620063 |
| | | | 6663932 |
| 155 | 18328 | | 6538289 |
| | | | 6611717 |
| | | | 6611787 |
| | | | 6621557 |
| | | | 6621564 |
| 157 | 18655 | | 6561136 |
| | | | 6572605 |
| | | | 6594200 |
| | | | 6605654 |
| | | | 6629190 |
| | 18686 | | 6584458 |
| | | | 6594532 |
| | | | 6605654 |
| | | | 6629167 |
| | | | 6643715 |
| | | | 6667342 |
| 158 | 18404 | | 6658726 |

Total

LINE 16

| Plan Year | IDIS Project | IDIS Activity | voucnr Number |
|-----------|--------------|---------------|---------------|
| 2020 | 84 | 18511 | 6551336 |
| | | | 6570827 |
| | | | 6587321 |
| | | | 6616411 |
| | | | 6629984 |
| | | | 6656850 |
| | | | 6664609 |
| | | | 6668366 |
| | | 18820 | 6652885 |
| | | | 6664258 |
| | | | 6664443 |
| | | | 6668364 |
| | | 18821 | 6652887 |
| | | | 6652894 |
| | | | 6664409 |

| | | |
|-----|-------|---------|
| | | 6668368 |
| 85 | 18349 | 6520162 |
| 87 | 18352 | 6622010 |
| | | 6622011 |
| | | 6656216 |
| | | 6663940 |
| | 18354 | 6663941 |
| 88 | 18665 | 6630110 |
| | | 6664780 |
| 89 | 18517 | 6616644 |
| | | 6628293 |
| | | 6632949 |
| | | 6632954 |
| | | 6632957 |
| | | 6634839 |
| | | 6634871 |
| | | 6635003 |
| | | 6635033 |
| | | 6635297 |
| | | 6635301 |
| | | 6663933 |
| | | 6663934 |
| | | 6663935 |
| | | 6663936 |
| | | 6663937 |
| | | 6663938 |
| | | 6663939 |
| | | 6668633 |
| | | 6668635 |
| | | 6668636 |
| | | 6668637 |
| | | 6668776 |
| | | 6668779 |
| | | 6668780 |
| | | 6668782 |
| | | 6668784 |
| | 18519 | 6620172 |
| | | 6669146 |
| 91 | 18822 | 6654300 |
| | | 6660521 |
| 97 | 18668 | 6617069 |
| | | 6652868 |
| | | 6663942 |
| 102 | 18528 | 6633902 |
| | | 6633962 |
| | | 6634045 |
| | | 6634093 |
| | | 6635571 |
| | | 6635666 |
| | | 6645206 |
| | | 6645208 |

| | | |
|-----|-------|---------|
| | | 6645984 |
| | | 6646268 |
| | | 6646353 |
| | | 6646427 |
| | | 6646517 |
| | | 6665917 |
| | | 6666057 |
| | | 6666066 |
| | | 6666118 |
| | | 6666157 |
| | | 6666198 |
| | | 6666248 |
| | | 6666309 |
| | | 6666340 |
| | | 6669230 |
| | | 6669331 |
| | | 6669397 |
| | | 6669491 |
| | | 6671411 |
| | 18529 | 6596925 |
| | | 6628816 |
| | | 6652881 |
| 103 | 18533 | 6652872 |
| | | 6652873 |
| | 18535 | 6652877 |
| 107 | 18359 | 6572081 |
| | | 6572732 |
| | | 6584458 |
| | | 6588915 |
| | | 6593790 |
| | | 6605597 |
| | | 6605731 |
| | | 6607161 |
| | | 6613707 |
| | | 6615629 |
| | | 6619487 |
| | | 6620154 |
| | | 6620174 |
| | | 6620203 |
| | | 6629044 |
| | | 6629586 |
| | | 6630566 |
| | | 6633208 |
| | | 6641754 |
| | | 6641869 |
| | | 6643710 |
| | | 6646689 |
| | | 6658778 |
| | | 6659905 |
| | | 6659939 |
| | | 6668283 |

| | | |
|-----|-------|---|
| | 18623 | 6615628 6621847 6629051 6630653 6635397 6640093 6667358 6667362 6667363 6667426 6667427 |
| 109 | 18537 | 6613563 6615641 6617355 6618939 |
| | 18539 | 6636510 |
| 111 | 18672 | 6656851 6667324 |
| | 18973 | 6653441 |
| 114 | 18291 | 6539990 6593790 6594200 6605597 6622196 6629054 6629057 6641778 6668221 6671426 |
| | 18540 | 6605597 6613438 6622278 6629046 6636666 |
| 118 | 18542 | 6605731 |
| 121 | 18549 | 6565971 6586959 |
| 122 | 18551 | 6628715 6628719 6628750 6628764 6628781 6639437 6643312 6664705 6664739 6664750 |
| 123 | 18374 | 6565017 6572081 |
| | 18827 | 6670453 |
| 130 | 18744 | 6630780 |

| | | |
|-----|-------|---------|
| | | 6649022 |
| | | 6658454 |
| | | 6665454 |
| 131 | 18377 | 6561210 |
| | | 6564315 |
| | | 6570601 |
| | | 6575561 |
| | | 6594551 |
| | | 6654175 |
| | | 6654178 |
| | | 6654180 |
| | | 6663943 |
| 134 | 18380 | 6574981 |
| | | 6613320 |
| | | 6632797 |
| 135 | 18330 | 6515806 |
| | | 6530044 |
| | | 6552562 |
| | | 6555393 |
| | | 6557730 |
| | | 6561099 |
| | | 6563075 |
| | | 6572732 |
| | | 6574467 |
| | | 6596860 |
| | | 6605654 |
| | | 6605731 |
| | | 6616647 |
| | | 6616669 |
| | | 6616726 |
| | | 6616740 |
| | | 6621545 |
| | | 6621570 |
| | | 6621604 |
| | | 6621629 |
| | | 6629383 |
| | | 6629400 |
| | | 6629406 |
| | | 6631079 |
| | | 6635311 |
| | | 6636191 |
| | | 6641509 |
| | | 6641768 |
| | | 6643872 |
| | | 6646691 |
| | | 6653558 |
| | | 6653560 |
| | | 6653595 |
| | | 6656837 |
| | | 6656838 |
| | | 6656842 |

| | | |
|-----|-------|---------|
| | | 6656843 |
| | | 6658734 |
| | | 6658742 |
| | | 6658748 |
| | | 6658752 |
| | | 6668110 |
| | | 6668113 |
| | | 6668114 |
| | | 6668116 |
| | | 6668118 |
| | | 6668119 |
| | | 6668120 |
| | | 6668473 |
| | | 6668476 |
| | 18334 | 6605731 |
| 138 | 18321 | 6506948 |
| | | 6535946 |
| | | 6538947 |
| | | 6555614 |
| | | 6557730 |
| | | 6572081 |
| | | 6605731 |
| | | 6623368 |
| | | 6632982 |
| | 18322 | 6506948 |
| 139 | 18680 | 6562451 |
| | | 6566829 |
| | | 6571387 |
| | | 6576027 |
| | | 6587735 |
| | | 6597784 |
| | | 6604353 |
| | | 6605955 |
| | | 6611673 |
| | | 6621598 |
| | | 6629038 |
| | | 6636603 |
| | | 6636605 |
| | | 6636608 |
| | | 6654311 |
| | | 6663944 |
| | | 6664340 |
| | | 6664345 |
| 145 | 18386 | 6561136 |
| | | 6572081 |
| | | 6574467 |
| | | 6584458 |
| | | 6587332 |
| | | 6593803 |
| | | 6594676 |
| | | 6605654 |

| | | |
|-----|-------|---------|
| | | 6609717 |
| | | 6617147 |
| | | 6629041 |
| | | 6630587 |
| | | 6636564 |
| | | 6654050 |
| | 18390 | 6572081 |
| | | 6574467 |
| | | 6586959 |
| | | 6587332 |
| | | 6593803 |
| | | 6594676 |
| | | 6605654 |
| | | 6610282 |
| | | 6616813 |
| | | 6629042 |
| | | 6631075 |
| | | 6636303 |
| | | 6636519 |
| | | 6656868 |
| | | 6656870 |
| 146 | 18395 | 6594676 |
| | | 6636135 |
| | 18396 | 6599962 |
| 149 | 18577 | 6578469 |
| | | 6591749 |
| | | 6605654 |
| | | 6621698 |
| | | 6635306 |
| | | 6667365 |
| 151 | 18578 | 6641311 |
| | | 6641341 |
| | | 6641357 |
| | | 6641437 |
| | | 6643298 |
| | | 6664888 |
| | | 6665395 |
| 154 | 18398 | 6659430 |
| | | 6659432 |
| | | 6659510 |
| | | 6659636 |
| | | 6660587 |
| | | 6660716 |
| | | 6660814 |
| | | 6664200 |
| | 18399 | 6603792 |
| | | 6620063 |
| | | 6663932 |
| 155 | 18328 | 6538289 |
| | | 6611717 |
| | | 6611787 |

| | | |
|-----|-------|---------|
| | | 6621557 |
| | | 6621564 |
| 157 | 18655 | 6561136 |
| | | 6572605 |
| | | 6594200 |
| | | 6605654 |
| | | 6629190 |
| | 18686 | 6584458 |
| | | 6594532 |
| | | 6605654 |
| | | 6629167 |
| | | 6643715 |
| | | 6667342 |

Total

LINE 19

| Plan Year | IDIS Project | IDIS Activity | voucner |
|------------------|---------------------|----------------------|----------------|
| 2020 | 1 | 18992 | 6651629 |
| | 84 | 18509 | 6534344 |
| | | | 6551056 |
| | | | 6570827 |
| | | 18512 | 6534344 |
| | | | 6621685 |
| | 88 | 18664 | 6664782 |
| | 89 | 18516 | 6621731 |
| | | | 6668131 |
| | | 18518 | 6629036 |
| | | | 6669052 |
| | 97 | 18667 | 6676882 |
| | | | 6676997 |
| | | | 6677036 |
| | | 18669 | 6677071 |
| | | | 6677074 |
| | 102 | 18527 | 6548935 |
| | | | 6628820 |
| | | | 6652882 |
| | | | 6677559 |
| | | 18530 | 6548935 |
| | 103 | 18532 | 6540507 |
| | | | 6652871 |
| | | 18534 | 6540507 |
| | 107 | 18358 | 6621854 |
| | | | 6629260 |
| | | 18360 | 6621818 |
| | | | 6630639 |
| | 114 | 18292 | 6538947 |
| | | | 6539990 |
| | | | 6593790 |
| | | | 6616757 |
| | | | 6668212 |

| | | |
|-----|-------|---------|
| | | 6668219 |
| | 18295 | 6538947 |
| 118 | 18367 | 6600057 |
| | | 6635142 |
| | | 6659873 |
| | 18541 | 6675921 |
| 122 | 18298 | 6544439 |
| 123 | 18370 | 6563075 |
| | | 6575328 |
| | | 6593790 |
| | | 6605597 |
| | 18373 | 6563075 |
| | | 6575328 |
| | | 6605597 |
| 124 | 18673 | 6675891 |
| 128 | 18555 | 6555984 |
| | 18557 | 6555984 |
| 131 | 18376 | 6536215 |
| | | 6562587 |
| 134 | 18379 | 6632816 |
| | | 6660232 |
| 135 | 18331 | 6492751 |
| | | 6519991 |
| | | 6605654 |
| | 18333 | 6492751 |
| | | 6512813 |
| 138 | 18323 | 6492751 |
| | | 6501207 |
| | | 6503169 |
| | | 6512533 |
| | | 6512540 |
| | | 6512679 |
| | | 6512813 |
| | | 6514855 |
| | | 6517210 |
| | | 6530044 |
| | | 6538947 |
| | | 6549531 |
| | | 6555614 |
| | | 6561099 |
| | | 6565017 |
| | | 6572605 |
| | | 6593803 |
| | | 6594200 |
| | | 6598999 |
| | | 6605654 |
| | | 6613502 |
| | | 6620133 |
| | | 6629059 |
| | | 6630632 |
| | | 6635455 |

| | | |
|-----|-------|---------|
| | | 6641348 |
| | | 6659017 |
| | 18325 | 6505074 |
| | | 6512540 |
| | | 6512679 |
| | | 6512813 |
| | | 6514855 |
| | | 6517210 |
| | | 6530044 |
| | | 6538947 |
| | | 6549531 |
| | | 6555614 |
| | | 6563075 |
| | | 6565017 |
| | | 6572605 |
| | | 6593803 |
| | | 6594200 |
| | | 6598999 |
| 139 | 18679 | 6566838 |
| | | 6567997 |
| | | 6573320 |
| | | 6597784 |
| | | 6605955 |
| | | 6636602 |
| | | 6654313 |
| | | 6668084 |
| 145 | 18385 | 6530044 |
| | | 6619838 |
| | | 6636223 |
| | | 6653512 |
| | | 6655211 |
| | | 6659874 |
| | 18388 | 6530044 |
| 146 | 18394 | 6594676 |
| | | 6633004 |
| 154 | 18397 | 6551522 |
| | | 6594729 |
| | | 6652869 |
| | | 6675873 |
| 155 | 18329 | 6610763 |
| | | 6620257 |
| 157 | 18653 | 6561099 |
| | | 6668314 |
| | 18685 | 6561099 |
| | | 6676911 |
| 158 | 18403 | 6677030 |

Total

33,178,921.00
 0.00
 0.00
 33,178,921.00

MENTS AND PLANNING/ADMINISTRATION

I 323,895.63
 0.00
 2,870,625.98
 30,308,295.02

Γ
 EAS 0.00
 0.00

2,546,730.35
 2,546,730.35
 2,546,730.35
 100.00%

2,338,806.15

∫ (LINE 16/LINE 17) 33,178,921.00
 7.05%

I 362,314.13

∫ (LINE 19/LINE 20) 33,178,921.00
 1.09%

ACTIVITIES TO CONSIDER IN DETERMINING THE AMOUNT TO ENTER ON LINE 10

Report returned no data.

ACTIVITIES TO CONSIDER IN DETERMINING THE AMOUNT TO ENTER ON LINE 11

Report returned no data.

DETAIL: ACTIVITIES INCLUDED IN THE COMPUTATION OF LINE 12

| <u>Activity Name</u> | <u>Matrix Code</u> | <u>National Objective</u> | <u>Drawn Amount</u> |
|---------------------------|--------------------|---------------------------|---------------------|
| ADJUNTAS 19-CV2-01-SP-002 | 05M | LMC | \$2,317.68 |
| ADJUNTAS 19-CV2-01-SP-002 | 05M | LMC | \$13,525.91 |
| ADJUNTAS 19-CV2-01-SP-002 | 05M | LMC | \$6,116.09 |
| ADJUNTAS 19-CV2-01-SP-002 | 05M | LMC | \$12,875.99 |
| ADJUNTAS 19-CV2-01-SP-002 | 05M | LMC | \$5,697.61 |
| ADJUNTAS 19-CV2-01-SP-002 | 05M | LMC | \$2,317.68 |
| ADJUNTAS 19-CV2-01-SP-002 | 05M | LMC | \$4,216.89 |

| | | | |
|-------------------------------|-----|-----|-------------|
| ADJUNTAS 19-CV2-01-SP-002 | 05M | LMC | \$4,055.95 |
| ADJUNTAS 19-CV1-01-SP-003 | 05A | LMC | \$611.61 |
| ADJUNTAS 19-CV1-01-SP-003 | 05A | LMC | \$4,184.69 |
| ADJUNTAS 19-CV1-01-SP-003 | 05A | LMC | \$4,860.65 |
| ADJUNTAS 19-CV1-01-SP-003 | 05A | LMC | \$4,538.81 |
| ADJUNTAS 19-CV3-01-SP-002 | 05A | LMC | \$11,652.95 |
| ADJUNTAS 19-CV3-01-SP-002 | 05A | LMC | \$5,504.56 |
| ADJUNTAS 19-CV3-01-SP-002 | 05A | LMC | \$13,262.17 |
| ADJUNTAS 19-CV3-01-SP-002 | 05A | LMC | \$13,775.02 |
| AGUADA 19-CV2-02-SP-001 | 05M | LMC | \$80,250.00 |
| AGUADA 19-CV1-02-DE-001 | 18C | LMC | \$47,504.67 |
| AGUADA 19-CV1-02-DE-001 | 18C | LMC | \$98,118.21 |
| AGUAS BUENAS 19-CV1-04-SP-001 | 05A | LMC | \$15,867.46 |
| AGUAS BUENAS 19-CV1-04-SP-001 | 05A | LMC | \$7,409.05 |
| AGUAS BUENAS 19-CV1-04-SP-001 | 05A | LMC | \$8,871.78 |
| AGUAS BUENAS 19-CV1-04-SP-001 | 05A | LMC | \$2,999.85 |
| AGUAS BUENAS 19-CV3-04-SP-001 | 05A | LMC | \$5,183.17 |
| AIBONITO 19-CV1-05-SP-001 | 05A | LMC | \$54,928.90 |
| AIBONITO 19-CV1-05-SP-001 | 05A | LMC | \$23,819.71 |
| AIBONITO 19-CV1-05-DE-002 | 18C | LMC | \$20,000.00 |
| AIBONITO 19-CV1-05-DE-002 | 18C | LMC | \$5,000.00 |
| AIBONITO 19-CV1-05-DE-002 | 18C | LMC | \$5,000.00 |
| AIBONITO 19-CV1-05-DE-002 | 18C | LMC | \$5,000.00 |
| AIBONITO 19-CV1-05-DE-002 | 18C | LMC | \$5,000.00 |
| AIBONITO 19-CV1-05-DE-002 | 18C | LMC | \$5,000.00 |
| ANASCO 19-CV1-06-SP-001 | 05Q | LMC | \$900.00 |
| ANASCO 19-CV1-06-SP-001 | 05Q | LMC | \$452.59 |
| ANASCO 19-CV1-06-SP-001 | 05Q | LMC | \$156.20 |
| ANASCO 19-CV1-06-SP-001 | 05Q | LMC | \$750.00 |
| ANASCO 19-CV1-06-SP-001 | 05Q | LMC | \$174.82 |
| ANASCO 19-CV1-06-SP-001 | 05Q | LMC | \$292.88 |
| ANASCO 19-CV1-06-SP-001 | 05Q | LMC | \$343.90 |
| ANASCO 19-CV1-06-SP-001 | 05Q | LMC | \$180.31 |
| ANASCO 19-CV1-06-SP-001 | 05Q | LMC | \$468.78 |
| ANASCO 19-CV1-06-SP-001 | 05Q | LMC | \$750.00 |
| ANASCO 19-CV1-06-SP-001 | 05Q | LMC | \$513.00 |
| ANASCO 19-CV1-06-SP-001 | 05Q | LMC | \$225.00 |
| ANASCO 19-CV1-06-SP-001 | 05Q | LMC | \$225.00 |
| ANASCO 19-CV1-06-SP-001 | 05Q | LMC | \$225.00 |
| ANASCO 19-CV1-06-SP-001 | 05Q | LMC | \$225.00 |
| ANASCO 19-CV1-06-SP-001 | 05Q | LMC | \$225.00 |
| ANASCO 19-CV1-06-SP-001 | 05Q | LMC | \$431.40 |
| ANASCO 19-CV1-06-SP-001 | 05Q | LMC | \$625.00 |
| ANASCO 19-CV1-06-SP-001 | 05Q | LMC | \$280.42 |
| ANASCO 19-CV1-06-SP-001 | 05Q | LMC | \$353.96 |
| ANASCO 19-CV1-06-SP-001 | 05Q | LMC | \$364.64 |
| ANASCO 19-CV1-06-SP-001 | 05Q | LMC | \$418.24 |
| ANASCO 19-CV1-06-SP-001 | 05Q | LMC | \$225.00 |
| ANASCO 19-CV1-06-SP-001 | 05Q | LMC | \$225.00 |
| ANASCO 19-CV1-06-SP-001 | 05Q | LMC | \$598.19 |
| ANASCO 19-CV1-06-SP-001 | 05Q | LMC | \$225.00 |

| | | | |
|--------------------------|-----|-----|-------------|
| ANASCO 19-CV1-06-SP-001 | 05Q | LMC | \$574.88 |
| ANASCO 19-CV2-06-SP-001 | 05A | LMC | \$9,974.88 |
| ANASCO 19-CV2-06-SP-001 | 05A | LMC | \$32,652.76 |
| ARROYO 19-CV3-07-SP-001 | 05A | LMC | \$11,511.01 |
| ARROYO 19-CV3-07-SP-001 | 05A | LMC | \$15,994.66 |
| CAMUY 19-CV1-11-SP-001 | 05A | LMC | \$31,605.37 |
| CAMUY 19-CV1-11-SP-001 | 05A | LMC | \$28,317.44 |
| CAMUY 19-CV1-11-SP-001 | 05A | LMC | \$26,004.79 |
| CEIBA 19-CV1-15-SP-001 | 05Q | LMC | \$120.00 |
| CEIBA 19-CV1-15-SP-001 | 05Q | LMC | \$257.07 |
| CEIBA 19-CV1-15-SP-001 | 05Q | LMC | \$222.84 |
| CEIBA 19-CV1-15-SP-001 | 05Q | LMC | \$126.64 |
| CEIBA 19-CV1-15-SP-001 | 05Q | LMC | \$362.06 |
| CEIBA 19-CV1-15-SP-001 | 05Q | LMC | \$900.00 |
| CEIBA 19-CV1-15-SP-001 | 05Q | LMC | \$524.78 |
| CEIBA 19-CV1-15-SP-001 | 05Q | LMC | \$625.00 |
| CEIBA 19-CV1-15-SP-001 | 05Q | LMC | \$404.70 |
| CEIBA 19-CV1-15-SP-001 | 05Q | LMC | \$125.83 |
| CEIBA 19-CV1-15-SP-001 | 05Q | LMC | \$198.05 |
| CEIBA 19-CV1-15-SP-001 | 05Q | LMC | \$34.79 |
| CEIBA 19-CV1-15-SP-001 | 05Q | LMC | \$46.96 |
| CEIBA 19-CV1-15-SP-001 | 05Q | LMC | \$191.00 |
| CEIBA 19-CV1-15-SP-001 | 05Q | LMC | \$2,936.10 |
| CEIBA 19-CV1-15-SP-001 | 05Q | LMC | \$38.05 |
| CEIBA 19-CV1-15-SP-001 | 05Q | LMC | \$375.00 |
| CEIBA 19-CV1-15-SP-001 | 05Q | LMC | \$375.00 |
| CEIBA 19-CV1-15-SP-001 | 05Q | LMC | \$2,226.96 |
| CEIBA 19-CV1-15-SP-001 | 05Q | LMC | \$1,060.95 |
| CEIBA 19-CV1-15-SP-001 | 05Q | LMC | \$75.00 |
| CEIBA 19-CV1-15-SP-001 | 05Q | LMC | \$118.26 |
| CEIBA 19-CV1-15-SP-001 | 05Q | LMC | \$327.56 |
| CEIBA 19-CV1-15-SP-001 | 05Q | LMC | \$169.35 |
| CEIBA 19-CV1-15-SP-001 | 05Q | LMC | \$381.29 |
| CEIBA 19-CV1-15-SP-001 | 05Q | LMC | \$375.23 |
| CEIBA 19-CV1-15-SP-001 | 05Q | LMC | \$250.00 |
| CEIBA 19-CV1-15-SP-002 | 05A | LMC | \$44,899.53 |
| CEIBA 19-CV1-15-SP-002 | 05A | LMC | \$19,352.07 |
| CEIBA 19-CV1-15-SP-002 | 05A | LMC | \$10,191.12 |
| CIALES 19-CV1-16-SP-001 | 05A | LMC | \$7,390.97 |
| CIALES 19-CV1-16-SP-001 | 05A | LMC | \$49,237.20 |
| CIALES 19-CV2-16-SP-001 | 05A | LMC | \$4,519.49 |
| COROZAL 19-CV1-20-SP-001 | 05Q | LMC | \$1,764.63 |
| COROZAL 19-CV1-20-SP-001 | 05Q | LMC | \$746.88 |
| COROZAL 19-CV1-20-SP-001 | 05Q | LMC | \$1,045.66 |
| COROZAL 19-CV1-20-SP-001 | 05Q | LMC | \$142.26 |
| COROZAL 19-CV1-20-SP-001 | 05Q | LMC | \$153.41 |
| COROZAL 19-CV1-20-SP-001 | 05Q | LMC | \$661.55 |
| COROZAL 19-CV1-20-SP-001 | 05Q | LMC | \$1,368.42 |
| COROZAL 19-CV1-20-SP-001 | 05Q | LMC | \$321.16 |
| COROZAL 19-CV1-20-SP-001 | 05Q | LMC | \$1,402.23 |
| COROZAL 19-CV1-20-SP-001 | 05Q | LMC | \$367.98 |

| | | | |
|------------------------------|-----|-----|--------------|
| COROZAL 19-CV1-20-SP-001 | 05Q | LMC | \$2,222.85 |
| COROZAL 19-CV1-20-SP-001 | 05Q | LMC | \$450.00 |
| COROZAL 19-CV1-20-SP-001 | 05Q | LMC | \$329.32 |
| COROZAL 19-CV1-20-SP-001 | 05Q | LMC | \$750.00 |
| COROZAL 19-CV1-20-SP-001 | 05Q | LMC | \$595.73 |
| COROZAL 19-CV1-20-SP-001 | 05Q | LMC | \$361.09 |
| COROZAL 19-CV1-20-SP-001 | 05Q | LMC | \$463.41 |
| COROZAL 19-CV1-20-SP-001 | 05Q | LMC | \$781.38 |
| COROZAL 19-CV1-20-SP-001 | 05Q | LMC | \$49.86 |
| COROZAL 19-CV1-20-SP-001 | 05Q | LMC | \$560.06 |
| COROZAL 19-CV1-20-SP-001 | 05Q | LMC | \$375.00 |
| COROZAL 19-CV1-20-SP-001 | 05Q | LMC | \$41.55 |
| COROZAL 19-CV1-20-SP-001 | 05Q | LMC | \$625.00 |
| COROZAL 19-CV1-20-SP-001 | 05Q | LMC | \$107.78 |
| COROZAL 19-CV1-20-SP-001 | 05Q | LMC | \$86.19 |
| COROZAL 19-CV1-20-SP-001 | 05Q | LMC | \$178.21 |
| COROZAL 19-CV3-20-SP-002 | 05A | LMC | \$1,390.84 |
| COROZAL 19-CV3-20-SP-002 | 05A | LMC | \$2,282.99 |
| COROZAL 19-CV3-20-SP-002 | 05A | LMC | \$2,488.87 |
| COROZAL 19-CV3-20-SP-002 | 05A | LMC | \$2,433.97 |
| COROZAL 19-CV3-20-SP-002 | 05A | LMC | \$2,562.07 |
| COROZAL 19-CV3-20-SP-002 | 05A | LMC | \$2,745.08 |
| COROZAL 19-CV3-20-SP-002 | 05A | LMC | \$2,928.08 |
| COROZAL 19-CV3-20-SP-002 | 05A | LMC | \$3,202.59 |
| COROZAL 19-CV3-20-SP-002 | 05A | LMC | \$3,431.34 |
| COROZAL 19-CV3-20-SP-002 | 05A | LMC | \$224.49 |
| COROZAL 19-CV3-20-SP-002 | 05A | LMC | \$3,550.30 |
| DORADO 19-CV1-22-SP-001 | 05Q | LMC | \$198.85 |
| DORADO 19-CV1-22-SP-001 | 05Q | LMC | \$1,844.22 |
| DORADO 19-CV1-22-SP-001 | 05Q | LMC | \$1,580.55 |
| DORADO 19-CV1-22-SP-001 | 05Q | LMC | \$375.00 |
| DORADO 19-CV3-22-SP-001 | 05M | LMC | \$12,175.00 |
| FLORIDA 19-CV2-24-SP-001 | 05A | LMC | \$1,940.16 |
| FLORIDA 19-CV2-24-SP-001 | 05A | LMC | \$1,457.95 |
| FLORIDA 19-CV1-24-SP-002 | 05M | LMA | \$119,977.00 |
| GUAYANILLA 19-CV1-27-SP-001 | 05M | LMC | \$8,202.06 |
| GUAYANILLA 19-CV1-27-SP-001 | 05M | LMC | \$8,828.00 |
| GUAYANILLA 19-CV1-27-SP-001 | 05M | LMC | \$2,228.25 |
| GUAYANILLA 19-CV1-27-SP-001 | 05M | LMC | \$2,228.25 |
| GUAYANILLA 19-CV1-27-SP-001 | 05M | LMC | \$2,594.95 |
| GUAYANILLA 19-CV1-27-SP-001 | 05M | LMC | \$3,113.94 |
| GUAYANILLA 19-CV1-27-SP-001 | 05M | LMC | \$3,113.94 |
| GUAYANILLA 19-CV1-27-SP-001 | 05M | LMC | \$3,632.93 |
| GUAYANILLA 19-CV1-27-SP-001 | 05M | LMC | \$8,223.03 |
| GUAYANILLA 19-CV1-27-SP-001 | 05M | LMC | \$2,594.95 |
| GUAYANILLA 19-CV2-27-SP-003 | 05A | LMC | \$13,165.71 |
| GUAYANILLA 19-CV2-27-SP-003 | 05A | LMC | \$736.13 |
| GUAYANILLA 19-CV2-27-SP-003 | 05A | LMC | \$12,135.64 |
| GUAYANILLA 19-CV2-27-SP-003 | 05A | LMC | \$2,772.25 |
| GUAYANILLA 19-CV2-27-SP-003 | 05A | LMC | \$15,250.86 |
| HORMIGUEROS 19-CV2-30-SP-001 | 05M | LMA | \$10,183.38 |

| | | | |
|-----------------------------|-----|-----|--------------|
| JAYUYA 19-CV2-33-SP-001 | 05Q | LMC | \$1,389.18 |
| JAYUYA 19-CV2-33-SP-001 | 05Q | LMC | \$169.29 |
| JUANA DIAZ 19-CV2-34-SP-002 | 05A | LMC | \$7,278.26 |
| JUANA DIAZ 19-CV2-34-SP-002 | 05A | LMC | \$9,468.20 |
| JUANA DIAZ 19-CV2-34-SP-002 | 05A | LMC | \$8,566.46 |
| JUANA DIAZ 19-CV2-34-SP-002 | 05A | LMC | \$8,566.45 |
| JUANA DIAZ 19-CV2-34-SP-002 | 05A | LMC | \$9,919.00 |
| JUANA DIAZ 19-CV2-34-SP-002 | 05A | LMC | \$9,017.27 |
| JUANA DIAZ 19-CV2-34-SP-002 | 05A | LMC | \$9,339.43 |
| JUANA DIAZ 19-CV2-34-SP-002 | 05A | LMC | \$9,822.39 |
| JUANA DIAZ 19-CV2-34-SP-002 | 05A | LMC | \$1,520.00 |
| JUANA DIAZ 19-CV2-34-SP-002 | 05A | LMC | \$270.40 |
| JUNCOS 19-CV1-35-DE-001 | 18C | LMC | \$2,001.32 |
| JUNCOS 19-CV2-35-SP-001 | 05Q | LMC | \$1,179.06 |
| JUNCOS 19-CV2-35-SP-001 | 05Q | LMC | \$3,345.66 |
| JUNCOS 19-CV3-35-SP-002 | 05D | LMC | \$1,575.00 |
| MANATI 19-CV2-42-SP-001 | 05A | LMC | \$1,249.60 |
| MANATI 19-CV2-42-SP-001 | 05A | LMC | \$3,214.81 |
| MANATI 19-CV2-42-SP-001 | 05A | LMC | \$4,744.50 |
| MANATI 19-CV2-42-SP-001 | 05A | LMC | \$5,948.99 |
| MARICAO 19-CV2-43-SP-001 | 05A | LMC | \$26,952.83 |
| MARICAO 19-CV2-43-SP-001 | 05A | LMC | \$9,250.80 |
| MARICAO 19-CV2-43-SP-001 | 05A | LMC | \$1,485.90 |
| MARICAO 19-CV2-43-SP-001 | 05A | LMC | \$9,081.92 |
| MARICAO 19-CV2-43-SP-001 | 05A | LMC | \$7,510.54 |
| MARICAO 19-CV2-43-SP-001 | 05A | LMC | \$9,895.78 |
| MARICAO 19-CV2-43-SP-001 | 05A | LMC | \$10,153.66 |
| MARICAO 19-CV2-43-SP-001 | 05A | LMC | \$9,509.00 |
| MARICAO 19-CV2-43-SP-001 | 05A | LMC | \$9,541.25 |
| MOCA 19-CV1-45-SP-001 | 05A | LMC | \$105,109.93 |
| MOCA 19-CV1-45-SP-001 | 05A | LMC | \$94,692.03 |
| MOCA 19-CV1-45-SP-001 | 05A | LMC | \$5,389.90 |
| MOROVIS 19-CV1-46-SP-001 | 05Q | LMC | \$315.67 |
| MOROVIS 19-CV1-46-SP-001 | 05Q | LMC | \$2,779.62 |
| MOROVIS 19-CV1-46-SP-001 | 05Q | LMC | \$537.65 |
| MOROVIS 19-CV1-46-SP-001 | 05Q | LMC | \$251.46 |
| MOROVIS 19-CV1-46-SP-001 | 05Q | LMC | \$3,637.64 |
| MOROVIS 19-CV1-46-SP-001 | 05Q | LMC | \$778.22 |
| MOROVIS 19-CV1-46-SP-001 | 05Q | LMC | \$3,256.02 |
| MOROVIS 19-CV1-46-SP-001 | 05Q | LMC | \$172.98 |
| MOROVIS 19-CV1-46-SP-001 | 05Q | LMC | \$215.22 |
| MOROVIS 19-CV1-46-SP-001 | 05Q | LMC | \$193.39 |
| MOROVIS 19-CV1-46-SP-001 | 05Q | LMC | \$2,129.98 |
| MOROVIS 19-CV1-46-SP-001 | 05Q | LMC | \$664.60 |
| MOROVIS 19-CV1-46-SP-001 | 05Q | LMC | \$250.00 |
| MOROVIS 19-CV1-46-SP-001 | 05Q | LMC | \$750.00 |
| MOROVIS 19-CV1-46-SP-001 | 05Q | LMC | \$210.82 |
| MOROVIS 19-CV1-46-SP-001 | 05Q | LMC | \$384.85 |
| MOROVIS 19-CV1-46-SP-001 | 05Q | LMC | \$174.80 |
| MOROVIS 19-CV1-46-SP-001 | 05Q | LMC | \$164.95 |
| MOROVIS 19-CV1-46-SP-001 | 05Q | LMC | \$359.65 |

| | | | |
|---------------------------|-----|-----|-------------|
| MOROVIS 19-CV1-46-SP-001 | 05Q | LMC | \$1,080.00 |
| MOROVIS 19-CV1-46-SP-001 | 05Q | LMC | \$200.30 |
| MOROVIS 19-CV1-46-SP-001 | 05Q | LMC | \$354.49 |
| MOROVIS 19-CV1-46-SP-001 | 05Q | LMC | \$703.61 |
| MOROVIS 19-CV1-46-SP-001 | 05Q | LMC | \$391.12 |
| MOROVIS 19-CV1-46-SP-001 | 05Q | LMC | \$250.00 |
| MOROVIS 19-CV1-46-SP-001 | 05Q | LMC | \$223.32 |
| MOROVIS 19-CV1-46-SP-001 | 05Q | LMC | \$263.00 |
| MOROVIS 19-CV1-46-SP-001 | 05Q | LMC | \$146.86 |
| MOROVIS 19-CV1-46-SP-001 | 05Q | LMC | \$750.00 |
| MOROVIS 19-CV1-46-SP-001 | 05Q | LMC | \$229.12 |
| MOROVIS 19-CV1-46-SP-001 | 05Q | LMC | \$88.68 |
| MOROVIS 19-CV1-46-SP-001 | 05Q | LMC | \$304.57 |
| MOROVIS 19-CV1-46-SP-001 | 05Q | LMC | \$75.20 |
| MOROVIS 19-CV1-46-SP-001 | 05Q | LMC | \$149.83 |
| MOROVIS 19-CV1-46-SP-001 | 05Q | LMC | \$39.95 |
| MOROVIS 19-CV1-46-SP-001 | 05Q | LMC | \$169.56 |
| MOROVIS 19-CV1-46-SP-001 | 05Q | LMC | \$250.00 |
| MOROVIS 19-CV1-46-SP-001 | 05Q | LMC | \$556.96 |
| MOROVIS 19-CV1-46-SP-001 | 05Q | LMC | \$125.00 |
| MOROVIS 19-CV1-46-SP-001 | 05Q | LMC | \$125.00 |
| MOROVIS 19-CV1-46-SP-001 | 05Q | LMC | \$150.00 |
| MOROVIS 19-CV1-46-SP-001 | 05Q | LMC | \$519.52 |
| MOROVIS 19-CV1-46-SP-001 | 05Q | LMC | \$448.85 |
| MOROVIS 19-CV1-46-SP-001 | 05Q | LMC | \$375.00 |
| MOROVIS 19-CV1-46-SP-001 | 05Q | LMC | \$361.02 |
| MOROVIS 19-CV1-46-SP-001 | 05Q | LMC | \$250.00 |
| MOROVIS 19-CV1-46-SP-001 | 05Q | LMC | \$325.58 |
| MOROVIS 19-CV1-46-SP-001 | 05Q | LMC | \$696.23 |
| MOROVIS 19-CV1-46-SP-001 | 05Q | LMC | \$261.02 |
| MOROVIS 19-CV1-46-SP-001 | 05Q | LMC | \$33.52 |
| MOROVIS 19-CV3-46-SP-001 | 05A | LMC | \$47,870.30 |
| OROCOVIS 19-CV1-49-SP-001 | 05M | LMA | \$4,770.00 |
| OROCOVIS 19-CV1-49-SP-001 | 05M | LMA | \$6,840.00 |
| OROCOVIS 19-CV1-49-SP-001 | 05M | LMA | \$26,370.00 |
| OROCOVIS 19-CV1-49-SP-001 | 05M | LMA | \$56,520.00 |
| OROCOVIS 19-CV1-49-SP-001 | 05M | LMA | \$26,640.00 |
| OROCOVIS 19-CV1-49-SP-001 | 05M | LMA | \$41,310.00 |
| OROCOVIS 19-CV1-49-SP-001 | 05M | LMA | \$5,310.00 |
| OROCOVIS 19-CV1-49-SP-001 | 05M | LMA | \$28,440.00 |
| OROCOVIS 19-CV1-49-SP-001 | 05M | LMA | \$3,780.00 |
| OROCOVIS 19-CV1-49-SP-002 | 05M | LMA | \$38,599.23 |
| PATILLAS 19-CV1-50-SP-001 | 05A | LMC | \$5,955.15 |
| PATILLAS 19-CV1-50-SP-001 | 05A | LMC | \$5,697.79 |
| PATILLAS 19-CV1-50-SP-001 | 05A | LMC | \$7,435.89 |
| PATILLAS 19-CV1-50-SP-001 | 05A | LMC | \$7,413.74 |
| PATILLAS 19-CV1-50-SP-001 | 05A | LMC | \$7,349.29 |
| PATILLAS 19-CV1-50-SP-001 | 05A | LMC | \$16,342.53 |
| PATILLAS 19-CV1-50-SP-001 | 05A | LMC | \$9,541.16 |
| PATILLAS 19-CV1-50-SP-001 | 05A | LMC | \$12,119.84 |
| PATILLAS 19-CV1-50-SP-001 | 05A | LMC | \$9,960.23 |

| | | | |
|--------------------------------|-----|-----|-------------|
| PATILLAS 19-CV1-50-SP-001 | 05A | LMC | \$12,184.46 |
| PATILLAS 19-CV1-50-SP-001 | 05A | LMC | \$13,441.43 |
| PATILLAS 19-CV1-50-SP-001 | 05A | LMC | \$8,445.32 |
| PATILLAS 19-CV1-50-SP-001 | 05A | LMC | \$1,169.00 |
| PATILLAS 19-CV1-50-SP-001 | 05A | LMC | \$8,090.75 |
| PATILLAS 19-CV1-50-SP-001 | 05A | LMC | \$7,220.42 |
| PATILLAS 19-CV1-50-SP-001 | 05A | LMC | \$8,090.65 |
| PATILLAS 19-CV1-50-SP-001 | 05A | LMC | \$8,412.98 |
| PATILLAS 19-CV1-50-SP-001 | 05A | LMC | \$7,284.89 |
| SABANA GRANDE 19-CV1-55-SP-001 | 05M | LMC | \$4,133.72 |
| SABANA GRANDE 19-CV1-55-SP-001 | 05M | LMC | \$8,776.40 |
| SABANA GRANDE 19-CV1-55-SP-001 | 05M | LMC | \$3,463.27 |
| SABANA GRANDE 19-CV1-55-SP-001 | 05M | LMC | \$4,833.23 |
| SABANA GRANDE 19-CV1-55-SP-001 | 05M | LMC | \$3,911.24 |
| SABANA GRANDE 19-CV1-55-SP-001 | 05M | LMC | \$3,456.09 |
| SABANA GRANDE 19-CV1-55-SP-001 | 05M | LMC | \$3,827.69 |
| SABANA GRANDE 19-CV1-55-SP-001 | 05M | LMC | \$4,769.78 |
| SABANA GRANDE 19-CV1-55-SP-001 | 05M | LMC | \$3,593.19 |
| SABANA GRANDE 19-CV1-55-SP-001 | 05M | LMC | \$4,579.04 |
| SABANA GRANDE 19-CV1-55-SP-001 | 05M | LMC | \$4,674.33 |
| SABANA GRANDE 19-CV1-55-SP-001 | 05M | LMC | \$4,022.56 |
| SABANA GRANDE 19-CV1-55-SP-001 | 05M | LMC | \$9,460.14 |
| SABANA GRANDE 19-CV1-55-SP-001 | 05M | LMC | \$4,416.10 |
| SABANA GRANDE 19-CV2-55-SP-002 | 05A | LMC | \$1,558.14 |
| SABANA GRANDE 19-CV2-55-SP-002 | 05A | LMC | \$1,335.51 |
| SABANA GRANDE 19-CV2-55-SP-002 | 05A | LMC | \$1,709.17 |
| SABANA GRANDE 19-CV2-55-SP-002 | 05A | LMC | \$1,621.74 |
| SABANA GRANDE 19-CV2-55-SP-002 | 05A | LMC | \$1,144.72 |
| SABANA GRANDE 19-CV2-55-SP-002 | 05A | LMC | \$1,717.11 |
| SABANA GRANDE 19-CV2-55-SP-002 | 05A | LMC | \$1,812.53 |
| SABANA GRANDE 19-CV2-55-SP-002 | 05A | LMC | \$1,208.33 |
| SABANA GRANDE 19-CV2-55-SP-002 | 05A | LMC | \$2,086.53 |
| SABANA GRANDE 19-CV2-55-SP-002 | 05A | LMC | \$1,971.49 |
| SABANA GRANDE 19-CV2-55-SP-002 | 05A | LMC | \$1,367.34 |
| SABANA GRANDE 19-CV2-55-SP-002 | 05A | LMC | \$1,748.92 |
| SABANA GRANDE 19-CV2-55-SP-002 | 05A | LMC | \$1,812.52 |
| SABANA GRANDE 19-CV2-55-SP-002 | 05A | LMC | \$1,534.30 |
| SABANA GRANDE 19-CV2-55-SP-002 | 05A | LMC | \$1,685.31 |
| SALINAS 19-CV2-56-SP-001 | 05A | LMC | \$13,423.85 |
| SALINAS 19-CV2-56-SP-001 | 05A | LMC | \$30,789.48 |
| SALINAS 19-CV3-56-SP-001 | 05Q | LMC | \$3,879.96 |
| SAN LORENZO 19-CV3-58-SP-001 | 05A | LMC | \$26,164.57 |
| SAN LORENZO 19-CV3-58-SP-001 | 05A | LMC | \$18,877.31 |
| SAN LORENZO 19-CV3-58-SP-001 | 05A | LMC | \$17,681.15 |
| SAN LORENZO 19-CV3-58-SP-001 | 05A | LMC | \$17,413.02 |
| SAN LORENZO 19-CV3-58-SP-001 | 05A | LMC | \$19,346.76 |
| SAN LORENZO 19-CV3-58-SP-001 | 05A | LMC | \$18,236.44 |
| TOA ALTA 19-CV2-61-SP-001 | 05A | LMC | \$2,581.65 |
| TOA ALTA 19-CV2-61-SP-001 | 05A | LMC | \$2,776.21 |
| TOA ALTA 19-CV2-61-SP-001 | 05A | LMC | \$4,328.89 |
| TOA ALTA 19-CV2-61-SP-001 | 05A | LMC | \$6,544.68 |

| | | | |
|----------------------------|-----|-----|-----------------------|
| TOA ALTA 19-CV2-61-SP-001 | 05A | LMC | \$3,823.72 |
| TOA ALTA 19-CV2-61-SP-001 | 05A | LMC | \$7,938.13 |
| TOA ALTA 19-CV2-61-SP-001 | 05A | LMC | \$8,647.89 |
| VEGA ALTA 19-CV1-63-SP-001 | 05Q | LMC | \$450.00 |
| VEGA ALTA 19-CV1-63-SP-001 | 05Q | LMC | \$385.32 |
| VEGA ALTA 19-CV1-63-SP-001 | 05Q | LMC | \$450.00 |
| VEGA ALTA 19-CV1-63-SP-001 | 05Q | LMC | \$516.01 |
| VEGA ALTA 19-CV1-63-SP-001 | 05Q | LMC | \$207.93 |
| VEGA ALTA 19-CV1-63-SP-001 | 05Q | LMC | \$345.70 |
| VEGA ALTA 19-CV1-63-SP-001 | 05Q | LMC | \$2,118.30 |
| VEGA ALTA 19-CV1-63-SP-001 | 05Q | LMC | \$604.49 |
| VEGA ALTA 19-CV1-63-SP-002 | 05M | LMC | \$22,000.00 |
| VEGA ALTA 19-CV1-63-SP-002 | 05M | LMC | \$6,000.00 |
| VEGA ALTA 19-CV1-63-SP-002 | 05M | LMC | \$17,000.00 |
| VEGA BAJA 19-CV2-64-SP-001 | 05Q | LMC | \$1,953.60 |
| VEGA BAJA 19-CV2-64-SP-001 | 05Q | LMC | \$5,860.80 |
| VEGA BAJA 19-CV2-64-SP-001 | 05Q | LMC | \$5,860.80 |
| VEGA BAJA 19-CV2-64-SP-001 | 05Q | LMC | \$5,860.80 |
| VEGA BAJA 19-CV2-64-SP-001 | 05Q | LMC | \$3,907.20 |
| VILLALBA 19-CV1-66-SP-001 | 05A | LMC | \$14,391.76 |
| VILLALBA 19-CV1-66-SP-001 | 05A | LMC | \$21,353.80 |
| VILLALBA 19-CV1-66-SP-001 | 05A | LMC | \$15,078.57 |
| VILLALBA 19-CV1-66-SP-001 | 05A | LMC | \$22,227.50 |
| VILLALBA 19-CV1-66-SP-001 | 05A | LMC | \$20,291.80 |
| VILLALBA 19-CV2-66-SP-001 | 05A | LMC | \$29,252.23 |
| VILLALBA 19-CV2-66-SP-001 | 05A | LMC | \$13,923.46 |
| VILLALBA 19-CV2-66-SP-001 | 05A | LMC | \$11,478.19 |
| VILLALBA 19-CV2-66-SP-001 | 05A | LMC | \$28,596.42 |
| VILLALBA 19-CV2-66-SP-001 | 05A | LMC | \$12,955.86 |
| VILLALBA 19-CV2-66-SP-001 | 05A | LMC | \$10,645.71 |
| YABUCOA 19-CV1-67-FP-001 | 03P | LMA | \$15,300.00 |
| | | | \$2,546,730.35 |

DETAIL: ACTIVITIES INCLUDED IN THE COMPUTATION OF LINE 16

| Activity Name | Matrix Code | National Objective | Drawn Amount |
|---------------------------|--------------------|---------------------------|---------------------|
| ADJUNTAS 19-CV2-01-SP-002 | 05M | LMC | \$2,317.68 |
| ADJUNTAS 19-CV2-01-SP-002 | 05M | LMC | \$13,525.91 |
| ADJUNTAS 19-CV2-01-SP-002 | 05M | LMC | \$6,116.09 |
| ADJUNTAS 19-CV2-01-SP-002 | 05M | LMC | \$12,875.99 |
| ADJUNTAS 19-CV2-01-SP-002 | 05M | LMC | \$5,697.61 |
| ADJUNTAS 19-CV2-01-SP-002 | 05M | LMC | \$2,317.68 |
| ADJUNTAS 19-CV2-01-SP-002 | 05M | LMC | \$4,216.89 |
| ADJUNTAS 19-CV2-01-SP-002 | 05M | LMC | \$4,055.95 |
| ADJUNTAS 19-CV1-01-SP-003 | 05A | LMC | \$611.61 |
| ADJUNTAS 19-CV1-01-SP-003 | 05A | LMC | \$4,184.69 |
| ADJUNTAS 19-CV1-01-SP-003 | 05A | LMC | \$4,860.65 |
| ADJUNTAS 19-CV1-01-SP-003 | 05A | LMC | \$4,538.81 |
| ADJUNTAS 19-CV3-01-SP-002 | 05A | LMC | \$11,652.95 |
| ADJUNTAS 19-CV3-01-SP-002 | 05A | LMC | \$5,504.56 |
| ADJUNTAS 19-CV3-01-SP-002 | 05A | LMC | \$13,262.17 |

| | | | |
|-------------------------------|-----|-----|-------------|
| ADJUNTAS 19-CV3-01-SP-002 | 05A | LMC | \$13,775.02 |
| AGUADA 19-CV2-02-SP-001 | 05M | LMC | \$80,250.00 |
| AGUAS BUENAS 19-CV1-04-SP-001 | 05A | LMC | \$15,867.46 |
| AGUAS BUENAS 19-CV1-04-SP-001 | 05A | LMC | \$7,409.05 |
| AGUAS BUENAS 19-CV1-04-SP-001 | 05A | LMC | \$8,871.78 |
| AGUAS BUENAS 19-CV1-04-SP-001 | 05A | LMC | \$2,999.85 |
| AGUAS BUENAS 19-CV3-04-SP-001 | 05A | LMC | \$5,183.17 |
| AIBONITO 19-CV1-05-SP-001 | 05A | LMC | \$54,928.90 |
| AIBONITO 19-CV1-05-SP-001 | 05A | LMC | \$23,819.71 |
| ANASCO 19-CV1-06-SP-001 | 05Q | LMC | \$900.00 |
| ANASCO 19-CV1-06-SP-001 | 05Q | LMC | \$452.59 |
| ANASCO 19-CV1-06-SP-001 | 05Q | LMC | \$156.20 |
| ANASCO 19-CV1-06-SP-001 | 05Q | LMC | \$750.00 |
| ANASCO 19-CV1-06-SP-001 | 05Q | LMC | \$174.82 |
| ANASCO 19-CV1-06-SP-001 | 05Q | LMC | \$292.88 |
| ANASCO 19-CV1-06-SP-001 | 05Q | LMC | \$343.90 |
| ANASCO 19-CV1-06-SP-001 | 05Q | LMC | \$180.31 |
| ANASCO 19-CV1-06-SP-001 | 05Q | LMC | \$468.78 |
| ANASCO 19-CV1-06-SP-001 | 05Q | LMC | \$750.00 |
| ANASCO 19-CV1-06-SP-001 | 05Q | LMC | \$513.00 |
| ANASCO 19-CV1-06-SP-001 | 05Q | LMC | \$225.00 |
| ANASCO 19-CV1-06-SP-001 | 05Q | LMC | \$225.00 |
| ANASCO 19-CV1-06-SP-001 | 05Q | LMC | \$225.00 |
| ANASCO 19-CV1-06-SP-001 | 05Q | LMC | \$225.00 |
| ANASCO 19-CV1-06-SP-001 | 05Q | LMC | \$225.00 |
| ANASCO 19-CV1-06-SP-001 | 05Q | LMC | \$431.40 |
| ANASCO 19-CV1-06-SP-001 | 05Q | LMC | \$625.00 |
| ANASCO 19-CV1-06-SP-001 | 05Q | LMC | \$280.42 |
| ANASCO 19-CV1-06-SP-001 | 05Q | LMC | \$353.96 |
| ANASCO 19-CV1-06-SP-001 | 05Q | LMC | \$364.64 |
| ANASCO 19-CV1-06-SP-001 | 05Q | LMC | \$418.24 |
| ANASCO 19-CV1-06-SP-001 | 05Q | LMC | \$225.00 |
| ANASCO 19-CV1-06-SP-001 | 05Q | LMC | \$225.00 |
| ANASCO 19-CV1-06-SP-001 | 05Q | LMC | \$598.19 |
| ANASCO 19-CV1-06-SP-001 | 05Q | LMC | \$225.00 |
| ANASCO 19-CV1-06-SP-001 | 05Q | LMC | \$574.88 |
| ANASCO 19-CV2-06-SP-001 | 05A | LMC | \$9,974.88 |
| ANASCO 19-CV2-06-SP-001 | 05A | LMC | \$32,652.76 |
| ARROYO 19-CV3-07-SP-001 | 05A | LMC | \$11,511.01 |
| ARROYO 19-CV3-07-SP-001 | 05A | LMC | \$15,994.66 |
| CAMUY 19-CV1-11-SP-001 | 05A | LMC | \$31,605.37 |
| CAMUY 19-CV1-11-SP-001 | 05A | LMC | \$28,317.44 |
| CAMUY 19-CV1-11-SP-001 | 05A | LMC | \$26,004.79 |
| CEIBA 19-CV1-15-SP-001 | 05Q | LMC | \$120.00 |
| CEIBA 19-CV1-15-SP-001 | 05Q | LMC | \$257.07 |
| CEIBA 19-CV1-15-SP-001 | 05Q | LMC | \$222.84 |
| CEIBA 19-CV1-15-SP-001 | 05Q | LMC | \$126.64 |
| CEIBA 19-CV1-15-SP-001 | 05Q | LMC | \$362.06 |
| CEIBA 19-CV1-15-SP-001 | 05Q | LMC | \$900.00 |
| CEIBA 19-CV1-15-SP-001 | 05Q | LMC | \$524.78 |
| CEIBA 19-CV1-15-SP-001 | 05Q | LMC | \$625.00 |

| | | | |
|--------------------------|-----|-----|-------------|
| CEIBA 19-CV1-15-SP-001 | 05Q | LMC | \$404.70 |
| CEIBA 19-CV1-15-SP-001 | 05Q | LMC | \$125.83 |
| CEIBA 19-CV1-15-SP-001 | 05Q | LMC | \$198.05 |
| CEIBA 19-CV1-15-SP-001 | 05Q | LMC | \$34.79 |
| CEIBA 19-CV1-15-SP-001 | 05Q | LMC | \$46.96 |
| CEIBA 19-CV1-15-SP-001 | 05Q | LMC | \$191.00 |
| CEIBA 19-CV1-15-SP-001 | 05Q | LMC | \$2,936.10 |
| CEIBA 19-CV1-15-SP-001 | 05Q | LMC | \$38.05 |
| CEIBA 19-CV1-15-SP-001 | 05Q | LMC | \$375.00 |
| CEIBA 19-CV1-15-SP-001 | 05Q | LMC | \$375.00 |
| CEIBA 19-CV1-15-SP-001 | 05Q | LMC | \$2,226.96 |
| CEIBA 19-CV1-15-SP-001 | 05Q | LMC | \$1,060.95 |
| CEIBA 19-CV1-15-SP-001 | 05Q | LMC | \$75.00 |
| CEIBA 19-CV1-15-SP-001 | 05Q | LMC | \$118.26 |
| CEIBA 19-CV1-15-SP-001 | 05Q | LMC | \$327.56 |
| CEIBA 19-CV1-15-SP-001 | 05Q | LMC | \$169.35 |
| CEIBA 19-CV1-15-SP-001 | 05Q | LMC | \$381.29 |
| CEIBA 19-CV1-15-SP-001 | 05Q | LMC | \$375.23 |
| CEIBA 19-CV1-15-SP-001 | 05Q | LMC | \$250.00 |
| CEIBA 19-CV1-15-SP-002 | 05A | LMC | \$44,899.53 |
| CEIBA 19-CV1-15-SP-002 | 05A | LMC | \$19,352.07 |
| CEIBA 19-CV1-15-SP-002 | 05A | LMC | \$10,191.12 |
| CIALES 19-CV1-16-SP-001 | 05A | LMC | \$7,390.97 |
| CIALES 19-CV1-16-SP-001 | 05A | LMC | \$49,237.20 |
| CIALES 19-CV2-16-SP-001 | 05A | LMC | \$4,519.49 |
| COROZAL 19-CV1-20-SP-001 | 05Q | LMC | \$1,764.63 |
| COROZAL 19-CV1-20-SP-001 | 05Q | LMC | \$746.88 |
| COROZAL 19-CV1-20-SP-001 | 05Q | LMC | \$1,045.66 |
| COROZAL 19-CV1-20-SP-001 | 05Q | LMC | \$142.26 |
| COROZAL 19-CV1-20-SP-001 | 05Q | LMC | \$153.41 |
| COROZAL 19-CV1-20-SP-001 | 05Q | LMC | \$661.55 |
| COROZAL 19-CV1-20-SP-001 | 05Q | LMC | \$1,368.42 |
| COROZAL 19-CV1-20-SP-001 | 05Q | LMC | \$321.16 |
| COROZAL 19-CV1-20-SP-001 | 05Q | LMC | \$1,402.23 |
| COROZAL 19-CV1-20-SP-001 | 05Q | LMC | \$367.98 |
| COROZAL 19-CV1-20-SP-001 | 05Q | LMC | \$2,222.85 |
| COROZAL 19-CV1-20-SP-001 | 05Q | LMC | \$450.00 |
| COROZAL 19-CV1-20-SP-001 | 05Q | LMC | \$329.32 |
| COROZAL 19-CV1-20-SP-001 | 05Q | LMC | \$750.00 |
| COROZAL 19-CV1-20-SP-001 | 05Q | LMC | \$595.73 |
| COROZAL 19-CV1-20-SP-001 | 05Q | LMC | \$361.09 |
| COROZAL 19-CV1-20-SP-001 | 05Q | LMC | \$463.41 |
| COROZAL 19-CV1-20-SP-001 | 05Q | LMC | \$781.38 |
| COROZAL 19-CV1-20-SP-001 | 05Q | LMC | \$49.86 |
| COROZAL 19-CV1-20-SP-001 | 05Q | LMC | \$560.06 |
| COROZAL 19-CV1-20-SP-001 | 05Q | LMC | \$375.00 |
| COROZAL 19-CV1-20-SP-001 | 05Q | LMC | \$41.55 |
| COROZAL 19-CV1-20-SP-001 | 05Q | LMC | \$625.00 |
| COROZAL 19-CV1-20-SP-001 | 05Q | LMC | \$107.78 |
| COROZAL 19-CV1-20-SP-001 | 05Q | LMC | \$86.19 |
| COROZAL 19-CV1-20-SP-001 | 05Q | LMC | \$178.21 |

| | | | |
|------------------------------|-----|-----|--------------|
| COROZAL 19-CV3-20-SP-002 | 05A | LMC | \$1,390.84 |
| COROZAL 19-CV3-20-SP-002 | 05A | LMC | \$2,282.99 |
| COROZAL 19-CV3-20-SP-002 | 05A | LMC | \$2,488.87 |
| COROZAL 19-CV3-20-SP-002 | 05A | LMC | \$2,433.97 |
| COROZAL 19-CV3-20-SP-002 | 05A | LMC | \$2,562.07 |
| COROZAL 19-CV3-20-SP-002 | 05A | LMC | \$2,745.08 |
| COROZAL 19-CV3-20-SP-002 | 05A | LMC | \$2,928.08 |
| COROZAL 19-CV3-20-SP-002 | 05A | LMC | \$3,202.59 |
| COROZAL 19-CV3-20-SP-002 | 05A | LMC | \$3,431.34 |
| COROZAL 19-CV3-20-SP-002 | 05A | LMC | \$224.49 |
| COROZAL 19-CV3-20-SP-002 | 05A | LMC | \$3,550.30 |
| DORADO 19-CV1-22-SP-001 | 05Q | LMC | \$198.85 |
| DORADO 19-CV1-22-SP-001 | 05Q | LMC | \$1,844.22 |
| DORADO 19-CV1-22-SP-001 | 05Q | LMC | \$1,580.55 |
| DORADO 19-CV1-22-SP-001 | 05Q | LMC | \$375.00 |
| DORADO 19-CV3-22-SP-001 | 05M | LMC | \$12,175.00 |
| FLORIDA 19-CV2-24-SP-001 | 05A | LMC | \$1,940.16 |
| FLORIDA 19-CV2-24-SP-001 | 05A | LMC | \$1,457.95 |
| FLORIDA 19-CV1-24-SP-002 | 05M | LMA | \$119,977.00 |
| GUAYANILLA 19-CV1-27-SP-001 | 05M | LMC | \$8,202.06 |
| GUAYANILLA 19-CV1-27-SP-001 | 05M | LMC | \$8,828.00 |
| GUAYANILLA 19-CV1-27-SP-001 | 05M | LMC | \$2,228.25 |
| GUAYANILLA 19-CV1-27-SP-001 | 05M | LMC | \$2,228.25 |
| GUAYANILLA 19-CV1-27-SP-001 | 05M | LMC | \$2,594.95 |
| GUAYANILLA 19-CV1-27-SP-001 | 05M | LMC | \$3,113.94 |
| GUAYANILLA 19-CV1-27-SP-001 | 05M | LMC | \$3,113.94 |
| GUAYANILLA 19-CV1-27-SP-001 | 05M | LMC | \$3,632.93 |
| GUAYANILLA 19-CV1-27-SP-001 | 05M | LMC | \$8,223.03 |
| GUAYANILLA 19-CV1-27-SP-001 | 05M | LMC | \$2,594.95 |
| GUAYANILLA 19-CV2-27-SP-003 | 05A | LMC | \$13,165.71 |
| GUAYANILLA 19-CV2-27-SP-003 | 05A | LMC | \$736.13 |
| GUAYANILLA 19-CV2-27-SP-003 | 05A | LMC | \$12,135.64 |
| GUAYANILLA 19-CV2-27-SP-003 | 05A | LMC | \$2,772.25 |
| GUAYANILLA 19-CV2-27-SP-003 | 05A | LMC | \$15,250.86 |
| HORMIGUEROS 19-CV2-30-SP-001 | 05M | LMA | \$10,183.38 |
| JAYUYA 19-CV2-33-SP-001 | 05Q | LMC | \$1,389.18 |
| JAYUYA 19-CV2-33-SP-001 | 05Q | LMC | \$169.29 |
| JUANA DIAZ 19-CV2-34-SP-002 | 05A | LMC | \$7,278.26 |
| JUANA DIAZ 19-CV2-34-SP-002 | 05A | LMC | \$9,468.20 |
| JUANA DIAZ 19-CV2-34-SP-002 | 05A | LMC | \$8,566.46 |
| JUANA DIAZ 19-CV2-34-SP-002 | 05A | LMC | \$8,566.45 |
| JUANA DIAZ 19-CV2-34-SP-002 | 05A | LMC | \$9,919.00 |
| JUANA DIAZ 19-CV2-34-SP-002 | 05A | LMC | \$9,017.27 |
| JUANA DIAZ 19-CV2-34-SP-002 | 05A | LMC | \$9,339.43 |
| JUANA DIAZ 19-CV2-34-SP-002 | 05A | LMC | \$9,822.39 |
| JUANA DIAZ 19-CV2-34-SP-002 | 05A | LMC | \$1,520.00 |
| JUANA DIAZ 19-CV2-34-SP-002 | 05A | LMC | \$270.40 |
| JUNCOS 19-CV2-35-SP-001 | 05Q | LMC | \$1,179.06 |
| JUNCOS 19-CV2-35-SP-001 | 05Q | LMC | \$3,345.66 |
| JUNCOS 19-CV3-35-SP-002 | 05D | LMC | \$1,575.00 |
| MANATI 19-CV2-42-SP-001 | 05A | LMC | \$1,249.60 |

| | | | |
|--------------------------|-----|-----|--------------|
| MANATI 19-CV2-42-SP-001 | 05A | LMC | \$3,214.81 |
| MANATI 19-CV2-42-SP-001 | 05A | LMC | \$4,744.50 |
| MANATI 19-CV2-42-SP-001 | 05A | LMC | \$5,948.99 |
| MARICAO 19-CV2-43-SP-001 | 05A | LMC | \$26,952.83 |
| MARICAO 19-CV2-43-SP-001 | 05A | LMC | \$9,250.80 |
| MARICAO 19-CV2-43-SP-001 | 05A | LMC | \$1,485.90 |
| MARICAO 19-CV2-43-SP-001 | 05A | LMC | \$9,081.92 |
| MARICAO 19-CV2-43-SP-001 | 05A | LMC | \$7,510.54 |
| MARICAO 19-CV2-43-SP-001 | 05A | LMC | \$9,895.78 |
| MARICAO 19-CV2-43-SP-001 | 05A | LMC | \$10,153.66 |
| MARICAO 19-CV2-43-SP-001 | 05A | LMC | \$9,509.00 |
| MARICAO 19-CV2-43-SP-001 | 05A | LMC | \$9,541.25 |
| MOCA 19-CV1-45-SP-001 | 05A | LMC | \$105,109.93 |
| MOCA 19-CV1-45-SP-001 | 05A | LMC | \$94,692.03 |
| MOCA 19-CV1-45-SP-001 | 05A | LMC | \$5,389.90 |
| MOROVIS 19-CV1-46-SP-001 | 05Q | LMC | \$315.67 |
| MOROVIS 19-CV1-46-SP-001 | 05Q | LMC | \$2,779.62 |
| MOROVIS 19-CV1-46-SP-001 | 05Q | LMC | \$537.65 |
| MOROVIS 19-CV1-46-SP-001 | 05Q | LMC | \$251.46 |
| MOROVIS 19-CV1-46-SP-001 | 05Q | LMC | \$3,637.64 |
| MOROVIS 19-CV1-46-SP-001 | 05Q | LMC | \$778.22 |
| MOROVIS 19-CV1-46-SP-001 | 05Q | LMC | \$3,256.02 |
| MOROVIS 19-CV1-46-SP-001 | 05Q | LMC | \$172.98 |
| MOROVIS 19-CV1-46-SP-001 | 05Q | LMC | \$215.22 |
| MOROVIS 19-CV1-46-SP-001 | 05Q | LMC | \$193.39 |
| MOROVIS 19-CV1-46-SP-001 | 05Q | LMC | \$2,129.98 |
| MOROVIS 19-CV1-46-SP-001 | 05Q | LMC | \$664.60 |
| MOROVIS 19-CV1-46-SP-001 | 05Q | LMC | \$250.00 |
| MOROVIS 19-CV1-46-SP-001 | 05Q | LMC | \$750.00 |
| MOROVIS 19-CV1-46-SP-001 | 05Q | LMC | \$210.82 |
| MOROVIS 19-CV1-46-SP-001 | 05Q | LMC | \$384.85 |
| MOROVIS 19-CV1-46-SP-001 | 05Q | LMC | \$174.80 |
| MOROVIS 19-CV1-46-SP-001 | 05Q | LMC | \$164.95 |
| MOROVIS 19-CV1-46-SP-001 | 05Q | LMC | \$359.65 |
| MOROVIS 19-CV1-46-SP-001 | 05Q | LMC | \$1,080.00 |
| MOROVIS 19-CV1-46-SP-001 | 05Q | LMC | \$200.30 |
| MOROVIS 19-CV1-46-SP-001 | 05Q | LMC | \$354.49 |
| MOROVIS 19-CV1-46-SP-001 | 05Q | LMC | \$703.61 |
| MOROVIS 19-CV1-46-SP-001 | 05Q | LMC | \$391.12 |
| MOROVIS 19-CV1-46-SP-001 | 05Q | LMC | \$250.00 |
| MOROVIS 19-CV1-46-SP-001 | 05Q | LMC | \$223.32 |
| MOROVIS 19-CV1-46-SP-001 | 05Q | LMC | \$263.00 |
| MOROVIS 19-CV1-46-SP-001 | 05Q | LMC | \$146.86 |
| MOROVIS 19-CV1-46-SP-001 | 05Q | LMC | \$750.00 |
| MOROVIS 19-CV1-46-SP-001 | 05Q | LMC | \$229.12 |
| MOROVIS 19-CV1-46-SP-001 | 05Q | LMC | \$88.68 |
| MOROVIS 19-CV1-46-SP-001 | 05Q | LMC | \$304.57 |
| MOROVIS 19-CV1-46-SP-001 | 05Q | LMC | \$75.20 |
| MOROVIS 19-CV1-46-SP-001 | 05Q | LMC | \$149.83 |
| MOROVIS 19-CV1-46-SP-001 | 05Q | LMC | \$39.95 |
| MOROVIS 19-CV1-46-SP-001 | 05Q | LMC | \$169.56 |

| | | | |
|--------------------------------|-----|-----|-------------|
| MOROVIS 19-CV1-46-SP-001 | 05Q | LMC | \$250.00 |
| MOROVIS 19-CV1-46-SP-001 | 05Q | LMC | \$556.96 |
| MOROVIS 19-CV1-46-SP-001 | 05Q | LMC | \$125.00 |
| MOROVIS 19-CV1-46-SP-001 | 05Q | LMC | \$125.00 |
| MOROVIS 19-CV1-46-SP-001 | 05Q | LMC | \$150.00 |
| MOROVIS 19-CV1-46-SP-001 | 05Q | LMC | \$519.52 |
| MOROVIS 19-CV1-46-SP-001 | 05Q | LMC | \$448.85 |
| MOROVIS 19-CV1-46-SP-001 | 05Q | LMC | \$375.00 |
| MOROVIS 19-CV1-46-SP-001 | 05Q | LMC | \$361.02 |
| MOROVIS 19-CV1-46-SP-001 | 05Q | LMC | \$250.00 |
| MOROVIS 19-CV1-46-SP-001 | 05Q | LMC | \$325.58 |
| MOROVIS 19-CV1-46-SP-001 | 05Q | LMC | \$696.23 |
| MOROVIS 19-CV1-46-SP-001 | 05Q | LMC | \$261.02 |
| MOROVIS 19-CV1-46-SP-001 | 05Q | LMC | \$33.52 |
| MOROVIS 19-CV3-46-SP-001 | 05A | LMC | \$47,870.30 |
| OROCOVIS 19-CV1-49-SP-001 | 05M | LMA | \$4,770.00 |
| OROCOVIS 19-CV1-49-SP-001 | 05M | LMA | \$6,840.00 |
| OROCOVIS 19-CV1-49-SP-001 | 05M | LMA | \$26,370.00 |
| OROCOVIS 19-CV1-49-SP-001 | 05M | LMA | \$56,520.00 |
| OROCOVIS 19-CV1-49-SP-001 | 05M | LMA | \$26,640.00 |
| OROCOVIS 19-CV1-49-SP-001 | 05M | LMA | \$41,310.00 |
| OROCOVIS 19-CV1-49-SP-001 | 05M | LMA | \$5,310.00 |
| OROCOVIS 19-CV1-49-SP-001 | 05M | LMA | \$28,440.00 |
| OROCOVIS 19-CV1-49-SP-001 | 05M | LMA | \$3,780.00 |
| OROCOVIS 19-CV1-49-SP-002 | 05M | LMA | \$38,599.23 |
| PATILLAS 19-CV1-50-SP-001 | 05A | LMC | \$5,955.15 |
| PATILLAS 19-CV1-50-SP-001 | 05A | LMC | \$5,697.79 |
| PATILLAS 19-CV1-50-SP-001 | 05A | LMC | \$7,435.89 |
| PATILLAS 19-CV1-50-SP-001 | 05A | LMC | \$7,413.74 |
| PATILLAS 19-CV1-50-SP-001 | 05A | LMC | \$7,349.29 |
| PATILLAS 19-CV1-50-SP-001 | 05A | LMC | \$16,342.53 |
| PATILLAS 19-CV1-50-SP-001 | 05A | LMC | \$9,541.16 |
| PATILLAS 19-CV1-50-SP-001 | 05A | LMC | \$12,119.84 |
| PATILLAS 19-CV1-50-SP-001 | 05A | LMC | \$9,960.23 |
| PATILLAS 19-CV1-50-SP-001 | 05A | LMC | \$12,184.46 |
| PATILLAS 19-CV1-50-SP-001 | 05A | LMC | \$13,441.43 |
| PATILLAS 19-CV1-50-SP-001 | 05A | LMC | \$8,445.32 |
| PATILLAS 19-CV1-50-SP-001 | 05A | LMC | \$1,169.00 |
| PATILLAS 19-CV1-50-SP-001 | 05A | LMC | \$8,090.75 |
| PATILLAS 19-CV1-50-SP-001 | 05A | LMC | \$7,220.42 |
| PATILLAS 19-CV1-50-SP-001 | 05A | LMC | \$8,090.65 |
| PATILLAS 19-CV1-50-SP-001 | 05A | LMC | \$8,412.98 |
| PATILLAS 19-CV1-50-SP-001 | 05A | LMC | \$7,284.89 |
| SABANA GRANDE 19-CV1-55-SP-001 | 05M | LMC | \$4,133.72 |
| SABANA GRANDE 19-CV1-55-SP-001 | 05M | LMC | \$8,776.40 |
| SABANA GRANDE 19-CV1-55-SP-001 | 05M | LMC | \$3,463.27 |
| SABANA GRANDE 19-CV1-55-SP-001 | 05M | LMC | \$4,833.23 |
| SABANA GRANDE 19-CV1-55-SP-001 | 05M | LMC | \$3,911.24 |
| SABANA GRANDE 19-CV1-55-SP-001 | 05M | LMC | \$3,456.09 |
| SABANA GRANDE 19-CV1-55-SP-001 | 05M | LMC | \$3,827.69 |
| SABANA GRANDE 19-CV1-55-SP-001 | 05M | LMC | \$4,769.78 |

| | | | |
|--------------------------------|-----|-----|-------------|
| SABANA GRANDE 19-CV1-55-SP-001 | 05M | LMC | \$3,593.19 |
| SABANA GRANDE 19-CV1-55-SP-001 | 05M | LMC | \$4,579.04 |
| SABANA GRANDE 19-CV1-55-SP-001 | 05M | LMC | \$4,674.33 |
| SABANA GRANDE 19-CV1-55-SP-001 | 05M | LMC | \$4,022.56 |
| SABANA GRANDE 19-CV1-55-SP-001 | 05M | LMC | \$9,460.14 |
| SABANA GRANDE 19-CV1-55-SP-001 | 05M | LMC | \$4,416.10 |
| SABANA GRANDE 19-CV2-55-SP-002 | 05A | LMC | \$1,558.14 |
| SABANA GRANDE 19-CV2-55-SP-002 | 05A | LMC | \$1,335.51 |
| SABANA GRANDE 19-CV2-55-SP-002 | 05A | LMC | \$1,709.17 |
| SABANA GRANDE 19-CV2-55-SP-002 | 05A | LMC | \$1,621.74 |
| SABANA GRANDE 19-CV2-55-SP-002 | 05A | LMC | \$1,144.72 |
| SABANA GRANDE 19-CV2-55-SP-002 | 05A | LMC | \$1,717.11 |
| SABANA GRANDE 19-CV2-55-SP-002 | 05A | LMC | \$1,812.53 |
| SABANA GRANDE 19-CV2-55-SP-002 | 05A | LMC | \$1,208.33 |
| SABANA GRANDE 19-CV2-55-SP-002 | 05A | LMC | \$2,086.53 |
| SABANA GRANDE 19-CV2-55-SP-002 | 05A | LMC | \$1,971.49 |
| SABANA GRANDE 19-CV2-55-SP-002 | 05A | LMC | \$1,367.34 |
| SABANA GRANDE 19-CV2-55-SP-002 | 05A | LMC | \$1,748.92 |
| SABANA GRANDE 19-CV2-55-SP-002 | 05A | LMC | \$1,812.52 |
| SABANA GRANDE 19-CV2-55-SP-002 | 05A | LMC | \$1,534.30 |
| SABANA GRANDE 19-CV2-55-SP-002 | 05A | LMC | \$1,685.31 |
| SALINAS 19-CV2-56-SP-001 | 05A | LMC | \$13,423.85 |
| SALINAS 19-CV2-56-SP-001 | 05A | LMC | \$30,789.48 |
| SALINAS 19-CV3-56-SP-001 | 05Q | LMC | \$3,879.96 |
| SAN LORENZO 19-CV3-58-SP-001 | 05A | LMC | \$26,164.57 |
| SAN LORENZO 19-CV3-58-SP-001 | 05A | LMC | \$18,877.31 |
| SAN LORENZO 19-CV3-58-SP-001 | 05A | LMC | \$17,681.15 |
| SAN LORENZO 19-CV3-58-SP-001 | 05A | LMC | \$17,413.02 |
| SAN LORENZO 19-CV3-58-SP-001 | 05A | LMC | \$19,346.76 |
| SAN LORENZO 19-CV3-58-SP-001 | 05A | LMC | \$18,236.44 |
| TOA ALTA 19-CV2-61-SP-001 | 05A | LMC | \$2,581.65 |
| TOA ALTA 19-CV2-61-SP-001 | 05A | LMC | \$2,776.21 |
| TOA ALTA 19-CV2-61-SP-001 | 05A | LMC | \$4,328.89 |
| TOA ALTA 19-CV2-61-SP-001 | 05A | LMC | \$6,544.68 |
| TOA ALTA 19-CV2-61-SP-001 | 05A | LMC | \$3,823.72 |
| TOA ALTA 19-CV2-61-SP-001 | 05A | LMC | \$7,938.13 |
| TOA ALTA 19-CV2-61-SP-001 | 05A | LMC | \$8,647.89 |
| VEGA ALTA 19-CV1-63-SP-001 | 05Q | LMC | \$450.00 |
| VEGA ALTA 19-CV1-63-SP-001 | 05Q | LMC | \$385.32 |
| VEGA ALTA 19-CV1-63-SP-001 | 05Q | LMC | \$450.00 |
| VEGA ALTA 19-CV1-63-SP-001 | 05Q | LMC | \$516.01 |
| VEGA ALTA 19-CV1-63-SP-001 | 05Q | LMC | \$207.93 |
| VEGA ALTA 19-CV1-63-SP-001 | 05Q | LMC | \$345.70 |
| VEGA ALTA 19-CV1-63-SP-001 | 05Q | LMC | \$2,118.30 |
| VEGA ALTA 19-CV1-63-SP-001 | 05Q | LMC | \$604.49 |
| VEGA ALTA 19-CV1-63-SP-002 | 05M | LMC | \$22,000.00 |
| VEGA ALTA 19-CV1-63-SP-002 | 05M | LMC | \$6,000.00 |
| VEGA ALTA 19-CV1-63-SP-002 | 05M | LMC | \$17,000.00 |
| VEGA BAJA 19-CV2-64-SP-001 | 05Q | LMC | \$1,953.60 |
| VEGA BAJA 19-CV2-64-SP-001 | 05Q | LMC | \$5,860.80 |
| VEGA BAJA 19-CV2-64-SP-001 | 05Q | LMC | \$5,860.80 |

| | | | |
|----------------------------|-----|-----|-----------------------|
| VEGA BAJA 19-CV2-64-SP-001 | 05Q | LMC | \$5,860.80 |
| VEGA BAJA 19-CV2-64-SP-001 | 05Q | LMC | \$3,907.20 |
| VILLALBA 19-CV1-66-SP-001 | 05A | LMC | \$14,391.76 |
| VILLALBA 19-CV1-66-SP-001 | 05A | LMC | \$21,353.80 |
| VILLALBA 19-CV1-66-SP-001 | 05A | LMC | \$15,078.57 |
| VILLALBA 19-CV1-66-SP-001 | 05A | LMC | \$22,227.50 |
| VILLALBA 19-CV1-66-SP-001 | 05A | LMC | \$20,291.80 |
| VILLALBA 19-CV2-66-SP-001 | 05A | LMC | \$29,252.23 |
| VILLALBA 19-CV2-66-SP-001 | 05A | LMC | \$13,923.46 |
| VILLALBA 19-CV2-66-SP-001 | 05A | LMC | \$11,478.19 |
| VILLALBA 19-CV2-66-SP-001 | 05A | LMC | \$28,596.42 |
| VILLALBA 19-CV2-66-SP-001 | 05A | LMC | \$12,955.86 |
| VILLALBA 19-CV2-66-SP-001 | 05A | LMC | \$10,645.71 |
| | | | <hr/> |
| | | | \$2,338,806.15 |

DETAIL: ACTIVITIES INCLUDED IN THE COMPUTATION OF LINE 19

| Activity Name | Matrix Code | National Objective | Drawn Amount |
|------------------------------|--------------------|---------------------------|---------------------|
| 2019 CV STATE ADMINISTRATION | 21A | | \$77.99 |
| ADJUNTAS 19-CV1-01-ADM | 21A | | \$4,000.00 |
| ADJUNTAS 19-CV1-01-ADM | 21A | | \$3,210.18 |
| ADJUNTAS 19-CV1-01-ADM | 21A | | \$1,605.09 |
| ADJUNTAS 19-CV2-01-ADM | 21A | | \$4,000.00 |
| ADJUNTAS 19-CV2-01-ADM | 21A | | \$783.70 |
| AIBONITO 19-CV1-05-ADM | 21A | | \$1,095.34 |
| ANASCO 19-CV1-06-ADM | 21A | | \$2,457.93 |
| ANASCO 19-CV1-06-ADM | 21A | | \$5,874.20 |
| ANASCO 19-CV2-06-ADM | 21A | | \$2,332.44 |
| ANASCO 19-CV2-06-ADM | 21A | | \$3,887.40 |
| CAMUY 19-CV1-11-ADM | 21A | | \$1,499.20 |
| CAMUY 19-CV1-11-ADM | 21A | | \$4,000.00 |
| CAMUY 19-CV1-11-ADM | 21A | | \$2,539.80 |
| CAMUY 19-CV2-11-ADM | 21A | | \$275.00 |
| CAMUY 19-CV2-11-ADM | 21A | | \$4,000.00 |
| CEIBA 19-CV1-15-ADM | 21A | | \$4,000.00 |
| CEIBA 19-CV1-15-ADM | 21A | | \$1,198.80 |
| CEIBA 19-CV1-15-ADM | 21A | | \$1,332.00 |
| CEIBA 19-CV1-15-ADM | 21A | | \$2,874.91 |
| CEIBA 19-CV2-15-ADM | 21A | | \$4,000.00 |
| CIALES 19-CV1-16-ADM | 21A | | \$4,000.00 |
| CIALES 19-CV1-16-ADM | 21A | | \$8,588.20 |
| CIALES 19-CV2-16-ADM | 21A | | \$4,000.00 |
| COROZAL 19-CV1-20-ADM | 21A | | \$1,499.65 |
| COROZAL 19-CV1-20-ADM | 21A | | \$17,170.76 |
| COROZAL 19-CV2-20-ADM | 21A | | \$964.50 |
| COROZAL 19-CV2-20-ADM | 21A | | \$6,350.76 |
| GUAYANILLA 19-CV1-27-ADM | 21A | | \$4,000.00 |
| GUAYANILLA 19-CV1-27-ADM | 21A | | \$5,028.76 |
| GUAYANILLA 19-CV1-27-ADM | 21A | | \$7,658.14 |
| GUAYANILLA 19-CV1-27-ADM | 21A | | \$849.99 |
| GUAYANILLA 19-CV1-27-ADM | 21A | | \$333.39 |

| | | |
|---------------------------|-----|-------------|
| GUAYANILLA 19-CV1-27-ADM | 21A | \$6,285.88 |
| GUAYANILLA 19-CV2-27-ADM | 21A | \$4,000.00 |
| HORMIGUEROS 19-CV1-30-ADM | 21A | \$1,756.81 |
| HORMIGUEROS 19-CV1-30-ADM | 21A | \$21,402.41 |
| HORMIGUEROS 19-CV1-30-ADM | 21A | \$1,675.68 |
| HORMIGUEROS 19-CV2-30-ADM | 21A | \$13,469.46 |
| JUANA DIAZ 19-CV2-34-ADM | 21A | \$4,000.00 |
| JUNCOS 19-CV1-35-ADM | 21A | \$4,000.00 |
| JUNCOS 19-CV1-35-ADM | 21A | \$20.78 |
| JUNCOS 19-CV1-35-ADM | 21A | \$83.34 |
| JUNCOS 19-CV1-35-ADM | 21A | \$1,000.00 |
| JUNCOS 19-CV2-35-ADM | 21A | \$4,081.60 |
| JUNCOS 19-CV2-35-ADM | 21A | \$728.77 |
| JUNCOS 19-CV2-35-ADM | 21A | \$356.15 |
| LAJAS 19-CV1-36-ADM | 21A | \$4,000.00 |
| LOIZA 19-CV1-40-ADM | 21A | \$4,000.00 |
| LOIZA 19-CV2-40-ADM | 21A | \$3,000.00 |
| MARICAO 19-CV2-43-ADM | 21A | \$4,000.00 |
| MARICAO 19-CV2-43-ADM | 21A | \$969.99 |
| MOCA 19-CV1-45-ADM | 21A | \$2,565.43 |
| MOCA 19-CV1-45-ADM | 21A | \$3,286.45 |
| MOROVIS 19-CV1-46-ADM | 21A | \$4,694.99 |
| MOROVIS 19-CV1-46-ADM | 21A | \$3,390.38 |
| MOROVIS 19-CV1-46-ADM | 21A | \$11,956.31 |
| MOROVIS 19-CV2-46-ADM | 21A | \$4,000.00 |
| MOROVIS 19-CV2-46-ADM | 21A | \$379.00 |
| OROCOVIS 19-CV1-49-ADM | 21A | \$976.32 |
| OROCOVIS 19-CV1-49-ADM | 21A | \$739.70 |
| OROCOVIS 19-CV1-49-ADM | 21A | \$739.70 |
| OROCOVIS 19-CV1-49-ADM | 21A | \$1,078.28 |
| OROCOVIS 19-CV1-49-ADM | 21A | \$1,212.61 |
| OROCOVIS 19-CV1-49-ADM | 21A | \$1,434.70 |
| OROCOVIS 19-CV1-49-ADM | 21A | \$739.71 |
| OROCOVIS 19-CV1-49-ADM | 21A | \$739.69 |
| OROCOVIS 19-CV1-49-ADM | 21A | \$739.70 |
| OROCOVIS 19-CV1-49-ADM | 21A | \$739.71 |
| OROCOVIS 19-CV1-49-ADM | 21A | \$1,475.80 |
| OROCOVIS 19-CV1-49-ADM | 21A | \$733.02 |
| OROCOVIS 19-CV1-49-ADM | 21A | \$1,466.01 |
| OROCOVIS 19-CV1-49-ADM | 21A | \$733.02 |
| OROCOVIS 19-CV1-49-ADM | 21A | \$733.01 |
| OROCOVIS 19-CV1-49-ADM | 21A | \$1,390.90 |
| OROCOVIS 19-CV1-49-ADM | 21A | \$2,205.73 |
| OROCOVIS 19-CV1-49-ADM | 21A | \$739.70 |
| OROCOVIS 19-CV1-49-ADM | 21A | \$739.70 |
| OROCOVIS 19-CV1-49-ADM | 21A | \$739.70 |
| OROCOVIS 19-CV1-49-ADM | 21A | \$739.71 |
| OROCOVIS 19-CV1-49-ADM | 21A | \$739.69 |
| OROCOVIS 19-CV1-49-ADM | 21A | \$739.70 |
| OROCOVIS 19-CV1-49-ADM | 21A | \$739.71 |
| OROCOVIS 19-CV1-49-ADM | 21A | \$739.69 |

| | | |
|-----------------------------|-----|---------------------|
| OROCOVIS 19-CV1-49-ADM | 21A | \$739.70 |
| OROCOVIS 19-CV1-49-ADM | 21A | \$1,705.58 |
| OROCOVIS 19-CV2-49-ADM | 21A | \$1,478.70 |
| OROCOVIS 19-CV2-49-ADM | 21A | \$822.28 |
| OROCOVIS 19-CV2-49-ADM | 21A | \$639.55 |
| OROCOVIS 19-CV2-49-ADM | 21A | \$639.55 |
| OROCOVIS 19-CV2-49-ADM | 21A | \$639.54 |
| OROCOVIS 19-CV2-49-ADM | 21A | \$639.56 |
| OROCOVIS 19-CV2-49-ADM | 21A | \$639.55 |
| OROCOVIS 19-CV2-49-ADM | 21A | \$1,279.10 |
| OROCOVIS 19-CV2-49-ADM | 21A | \$639.54 |
| OROCOVIS 19-CV2-49-ADM | 21A | \$1,279.11 |
| OROCOVIS 19-CV2-49-ADM | 21A | \$639.54 |
| OROCOVIS 19-CV2-49-ADM | 21A | \$633.72 |
| OROCOVIS 19-CV2-49-ADM | 21A | \$1,285.92 |
| OROCOVIS 19-CV2-49-ADM | 21A | \$633.72 |
| OROCOVIS 19-CV2-49-ADM | 21A | \$1,912.82 |
| OROCOVIS 19-CV2-49-ADM | 21A | \$585.28 |
| PATILLAS 19-CV1-50-ADM | 21A | \$4,870.24 |
| PATILLAS 19-CV1-50-ADM | 21A | \$870.24 |
| PATILLAS 19-CV1-50-ADM | 21A | \$1,740.48 |
| PATILLAS 19-CV1-50-ADM | 21A | \$4,351.20 |
| PATILLAS 19-CV1-50-ADM | 21A | \$2,610.72 |
| PATILLAS 19-CV1-50-ADM | 21A | \$2,610.72 |
| PATILLAS 19-CV1-50-ADM | 21A | \$2,610.72 |
| PATILLAS 19-CV1-50-ADM | 21A | \$2,610.72 |
| SABANA GRANDE 19-CV1-55-ADM | 21A | \$4,000.00 |
| SABANA GRANDE 19-CV1-55-ADM | 21A | \$10,467.25 |
| SABANA GRANDE 19-CV1-55-ADM | 21A | \$2,347.41 |
| SABANA GRANDE 19-CV1-55-ADM | 21A | \$1,077.63 |
| SABANA GRANDE 19-CV1-55-ADM | 21A | \$1,269.78 |
| SABANA GRANDE 19-CV1-55-ADM | 21A | \$2,347.42 |
| SABANA GRANDE 19-CV2-55-ADM | 21A | \$4,000.00 |
| SALINAS 19-CV2-56-ADM | 21A | \$1,291.80 |
| SALINAS 19-CV2-56-ADM | 21A | \$1,291.80 |
| VEGA ALTA 19-CV1-63-ADM | 21A | \$8,346.50 |
| VEGA ALTA 19-CV1-63-ADM | 21A | \$7,401.37 |
| VEGA ALTA 19-CV1-63-ADM | 21A | \$5,564.34 |
| VEGA ALTA 19-CV1-63-ADM | 21A | \$3,709.57 |
| VEGA BAJA 19-CV2-64-ADM | 21A | \$112.00 |
| VEGA BAJA 19-CV2-64-ADM | 21A | \$109.70 |
| VILLALBA 19-CV1-66-ADM | 21A | \$4,000.00 |
| VILLALBA 19-CV1-66-ADM | 21A | \$11,432.43 |
| VILLALBA 19-CV2-66-ADM | 21A | \$4,000.00 |
| VILLALBA 19-CV2-66-ADM | 21A | \$745.49 |
| YABUCOA 19-CV1-67-ADM | 21A | \$1,305.07 |
| | | <hr/> |
| | | \$362,314.13 |

Part I: Financial Status

A. Sources of State CDBG Funds

- 1) State Allocation
- 2) Program Income
- 3) Program income received in IDIS
- 3 a) Program income received from Section 108 Projects (for SI type)
- 4) Adjustment to compute total program income
- 5) Total program income (sum of lines 3 and 4)
- 6) Section 108 Loan Funds
- 7) Total State CDBG Resources (sum of lines 1,5 and 6)

B. State CDBG Resources by Use

- 8) State Allocation
- 9) Obligated to recipients
- 10) Adjustment to compute total obligated to recipients
- 11) Total obligated to recipients (sum of lines 9 and 10)
- 12) Set aside for State Administration
- 13) Adjustment to compute total set aside for State Administration
- 14) Total set aside for State Administration (sum of lines 12 and 13)
- 15) Set aside for Technical Assistance
- 16) Adjustment to compute total set aside for Technical Assistance
- 17) Total set aside for Technical Assistance (sum of lines 15 and 16)
- 18) State funds set aside for State Administration match
- 19) Program Income
- 20) Returned to the state and redistributed
- 20 a) Section 108 program income expended for the Section 108 repayment
- 21) Adjustment to compute total redistributed
- 22) Total redistributed (sum of lines 20 and 21)
- 23) Returned to the state and not yet redistributed
- 23 a) Section 108 program income not yet disbursed
- 24) Adjustment to compute total not yet redistributed
- 25) Total not yet redistributed (sum of lines 23 and 24)
- 26) Retained by recipients
- 27) Adjustment to compute total retained
- 28) Total retained (sum of lines 26 and 27)

C. Expenditures of State CDBG Resources

- 29) Drawn for State Administration
- 30) Adjustment to amount drawn for State Administration
- 31) Total drawn for State Administration
- 32) Drawn for Technical Assistance
- 33) Adjustment to amount drawn for Technical Assistance
- 34) Total drawn for Technical Assistance
- 35) Drawn for Section 108 Repayments
- 36) Adjustment to amount drawn for Section 108 Repayments
- 37) Total drawn for Section 108 Repayments
- 38) Drawn for all other activities
- 39) Adjustment to amount drawn for all other activities
- 40) Total drawn for all other activities

D. Compliance with Public Service (PS) Cap

- 41) Disbursed in IDIS for PS
- 42) Adjustment to compute total disbursed for PS
- 43) Total disbursed for PS (sum of lines 41 and 42)
- 44) Amount subject to PS cap
- 45) State Allocation (line 1)
- 46) Program Income Received (line 5)
- 47) Adjustment to compute total subject to PS cap
- 48) Total subject to PS cap (sum of lines 45-47)
- 49) Percent of funds disbursed to date for PS (line 43 / line 48)

E. Compliance with Planning and Administration (P/A) Cap

- 50) Disbursed in IDIS for P/A from all fund types - Combined
- 51) Adjustment to compute total disbursed for P/A
- 52) Total disbursed for P/A (sum of lines 50 and 51)
- 53) Amount subject to Combined Expenditure P/A cap
- 54) State Allocation (line 1)
- 55) Program Income Received (line 5)
- 56) Adjustment to compute total subject to P/A cap
- 57) Total subject to P/A cap (sum of lines 54-56)
- 58) Percent of funds disbursed to date for P/A (line 52 / line 57) Combined Cap
- 59) Disbursed in IDIS for P/A from Annual Grant Only
- 60) Amount subject the Annual Grant P/A cap
- 61) State Allocation
- 62) Percent of funds disbursed to date for P/A (line 59 / line 61) Annual Grant Cap

Part II: Compliance with Overall Low and Moderate Income Benefit

- 63) Period specified for benefit: grant years _____ — _____
- 64) Final PER for compliance with the overall benefit test: [**No**]

No data returned for

Development
t
m

09-08-22
21:17
1

\$23,780,802.00

\$1,020,300.28

\$0.00

\$0.00

\$1,020,300.28

\$0.00

\$24,801,102.28

\$2,305,619.82

\$0.00

\$2,305,619.82

\$713,423.90

\$0.00

\$713,423.90

\$0.00

\$1,192,000.00

\$0.00

\$0.00

\$0.00

\$0.00

\$0.00

\$0.00

\$1,020,300.28

\$0.00

\$1,020,300.28

\$0.00
\$0.00
\$0.00
\$0.00
\$0.00
\$0.00
\$1,292,195.92
\$0.00
\$1,292,195.92
\$61,460.87
\$0.00
\$61,460.87

\$23,892.20
\$0.00
\$23,892.20

\$23,780,802.00
\$1,020,300.28
\$0.00
\$24,801,102.28
0.10%

\$0.00
\$0.00
\$0.00

\$23,780,802.00
\$1,020,300.28
\$0.00
\$24,801,102.28
0.12%

\$0.00

\$0.00

0.00%

this view. This might be because the applied filter excludes all data.